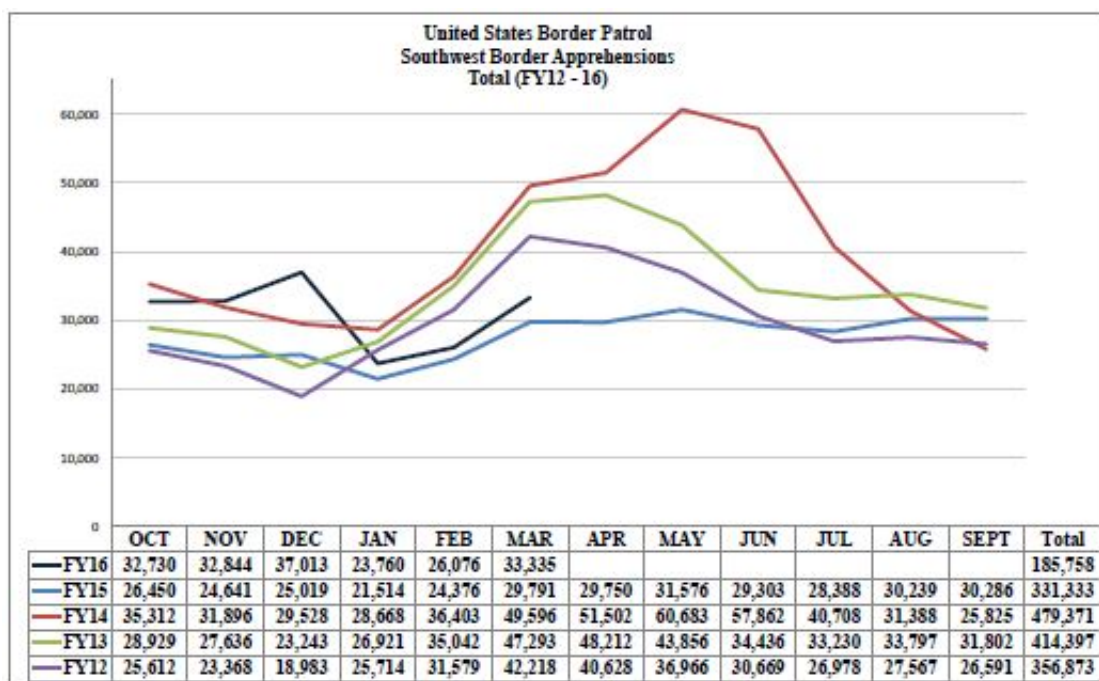


U.S. Customs and Border Protection



United States Border Patrol Southwest Family Unit Subject and Unaccompanied Alien Children Apprehensions Fiscal Year 2016



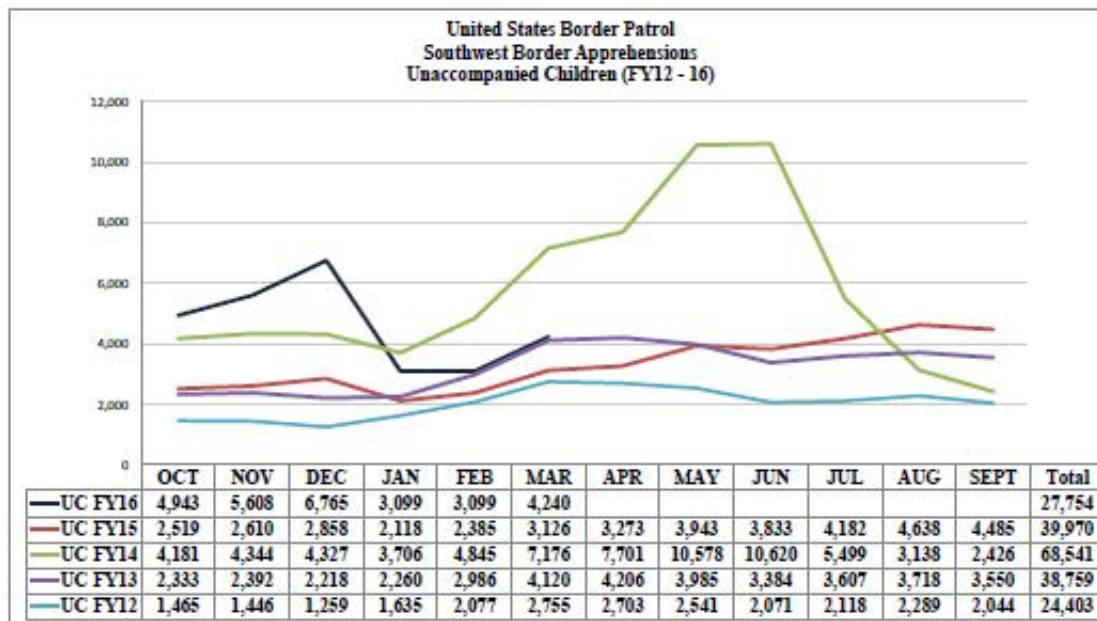
March 2016 apprehensions by the U.S. Border Patrol were generally in line with seasonal trends we have observed in prior years. While these March apprehension numbers are higher than those from March 2015, they are significantly lower than those from March 2014. Of the overall 33,335 total Border Patrol apprehensions on the southwest border reported in March, 4,201 were unaccompanied children and 4,448 were members of family units traveling together. Total apprehensions in March 2016 increased by 28 percent compared to February 2016.

The Department of Homeland Security continues to closely monitor current migration trends and is working aggressively to address underlying causes and deter future increases in unauthorized migration, while ensuring that those with legitimate humanitarian claims are afforded the opportunity to seek protection. We also continue to support broader regional efforts to address the humanitarian situation in Central America.

As Secretary Johnson has said repeatedly, our borders are not open to illegal migration, and we will continue to enforce the immigration laws and secure our borders consistent with our priorities and values. At the same time, we will offer vulnerable populations in Central America an alternate and legal path to safety in the United States.

Southwest Border Unaccompanied Alien Children (0-17 yr old) Apprehensions

Comparisons below reflect Fiscal Year 2016 (October 1, 2015 - March 31, 2016) compared to the same time period for Fiscal Year 2015 and Fiscal Year 2014.



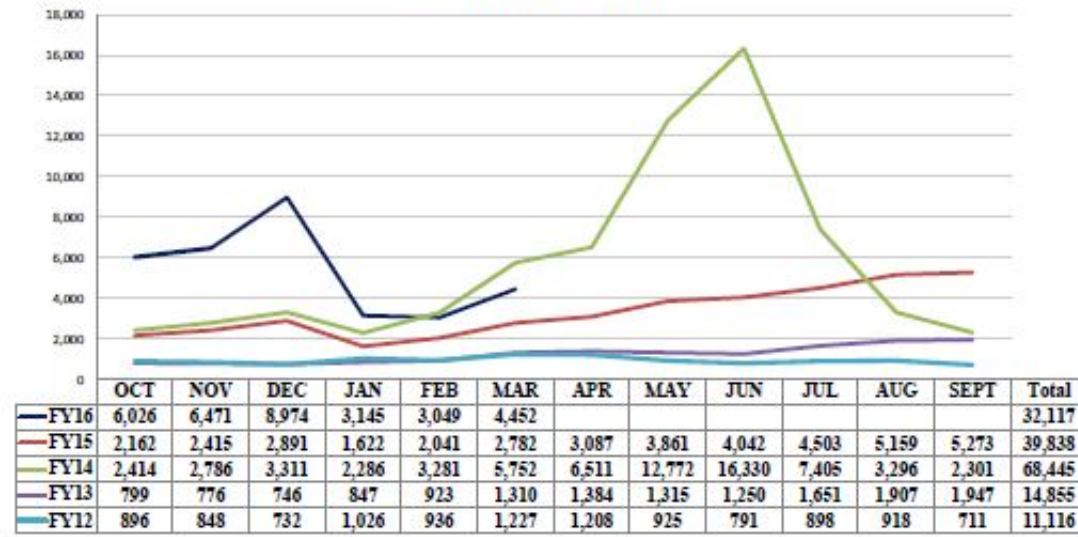
Sector	FY 2014	FY 2015	FY 2016	% Change FY 14 to FY 16	% Change FY 15 to FY 16

Big Bend Sector	105	194	636	>500%	228%
Del Rio Sector	1,414	706	1,353	-4%	92%
El Centro Sector	278	271	498	79%	84%
El Paso Sector	469	536	1,669	256%	211%
Laredo Sector	1,792	1,153	1,466	-18%	27%
Rio Grande Sector	19,258	9,076	16,411	-15%	81%
San Diego Sector	425	507	740	74%	46%
Tucson Sector	4,660	2,876	3,481	-25%	21%
Yuma Sector	178	297	1,500	>500%	405%
Southwest Border Total	28,579	15,616	27,754	-3%	78%

Southwest Border Family Unit Apprehensions*

Comparisons below reflect Fiscal Year 2016 (October 1, 2015 - March 31, 2016) compared to the same time period for Fiscal Year 2015 and Fiscal Year 2014.

United States Border Patrol
Southwest Border Apprehensions
Family Unit Subjects (FY12 - 16)



Sector	FY 2014	FY 2015	FY 2016	% Change FY 14 to FY 16	% Change FY 15 to FY 16
Big Bend Sector	39	136	667	>500%	390%
Del Rio Sector	1,518	629	1,691	11%	169%
El Centro Sector	220	252	528	140%	110%
El Paso Sector	201	202	1,921	>500%	>500%
Laredo Sector	1,379	626	888	-36%	42%
Rio Grande Sector	13,750	9,673	21,303	55%	120%
San Diego Sector	872	858	1,059	21%	23%

Tucson Sector	1,628	1,196	1,618	-1%	35%
Yuma Sector	223	341	2,442	>500%	>500%
Southwest Border Total	19,830	13,913	32,117	62%	131%

U.S. Border Patrol Southwest Border and Rio Grande Valley Sector Other Than Mexicans

Numbers below reflect Fiscal Year 2016 (October 1, 2015 - March 31, 2016)

Sector	FY2016
Rio Grande Valley	59,402
Southwest Border	93,778

Unaccompanied Alien Children Encountered by Fiscal Year

Numbers below reflect Fiscal Years 2009-2015, FY 2016 (October 1, 2015 - March 31, 2016)

Country	FY 2009	FY 2010	FY 2011	FY 2012	FY 2013	FY 2014	FY 2015	FY 2016
El Salvador	1,221	1,910	1,394	3,314	5,990	16,404	9,389	7,914
Guatemala	1,115	1,517	1,565	3,835	8,068	17,057	13,589	9,383
Honduras	968	1,017	974	2,997	6,747	18,244	5,409	4,224
Mexico	16,114	13,724	11,768	13,974	17,240	15,634	11,012	5,821

Family Unit Apprehensions Encountered by Fiscal Year*

Numbers below reflect Fiscal Year 2015, FY 2016 (October 1, 2015 - March 31, 2016)

Country	FY 2015	FY 2016
El Salvador	10,872	11,093
Guatemala	12,820	9,720
Honduras	10,671	8,065
Mexico	4,276	1,644

***Note:** (Family Unit represents the number of individuals (either a child under 18 years old, parent or legal guardian) apprehended with a family member by the U.S. Border Patrol.)

United States Border Patrol Southwest Family Unit Subject and Unaccompanied Alien Children Apprehensions Fiscal Year 2016 - By Month

October November December January February March			
	FMUA	UAC	Total Apprehensions
Sector	FY 2016 OCT	FY 2016 OCT	FY 2016 OCT
Big Bend Sector	240	185	735
Del Rio Sector	283	237	1,873
El Centro Sector	89	76	1,214
El Paso Sector	266	239	1,641
Laredo Sector	152	242	3,146
Rio Grande Sector	4,172	3,012	15,036

San Diego Sector	108	105	2,082
Tucson Sector	303	618	5,903
Yuma Sector	413	230	1,101
Southwest Border Total	6,026	4,944	32,731

Tags: [Statistics](#) [Unaccompanied Alien Children \(UAC\)](#)