

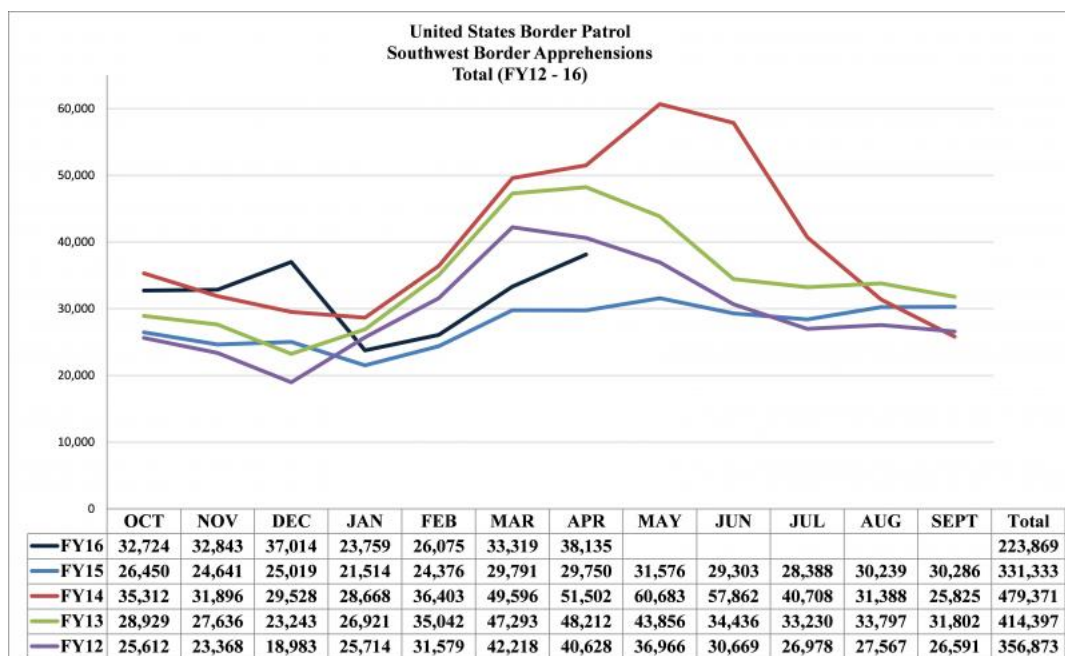


Official website of the Department of Homeland Security

# U.S. Customs and Border Protection

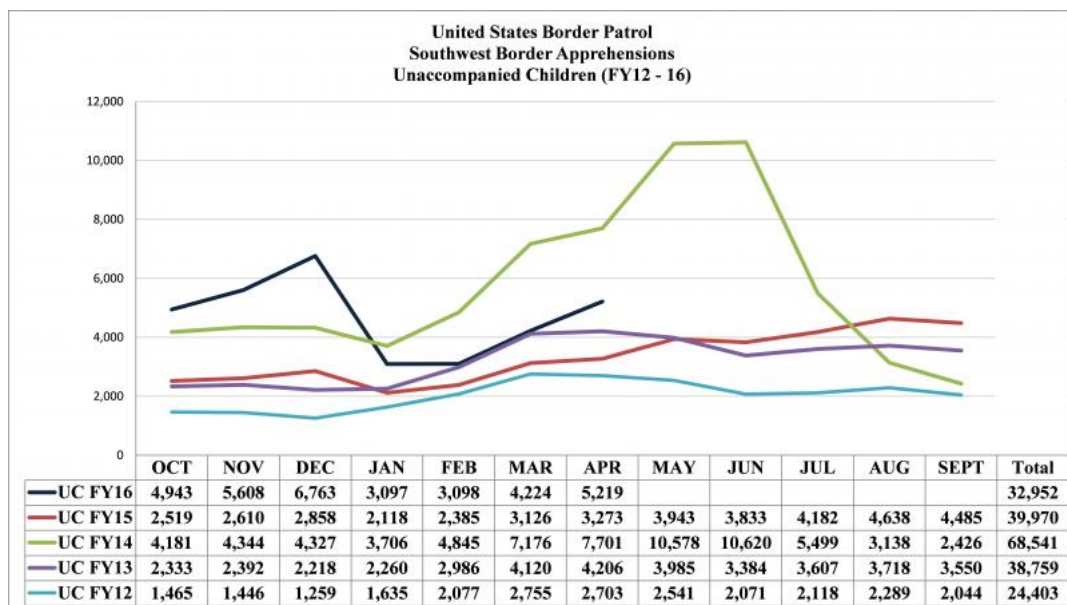


## United States Border Patrol Southwest Family Unit Subject and Unaccompanied Alien Children Apprehensions Fiscal Year 2016



### Southwest Border Unaccompanied Alien Children (0-17 yr old) Apprehensions

Comparisons below reflect Fiscal Year 2016 (October 1, 2015 - April 30, 2016) compared to the same time period for Fiscal Year 2015 and Fiscal Year 2014.

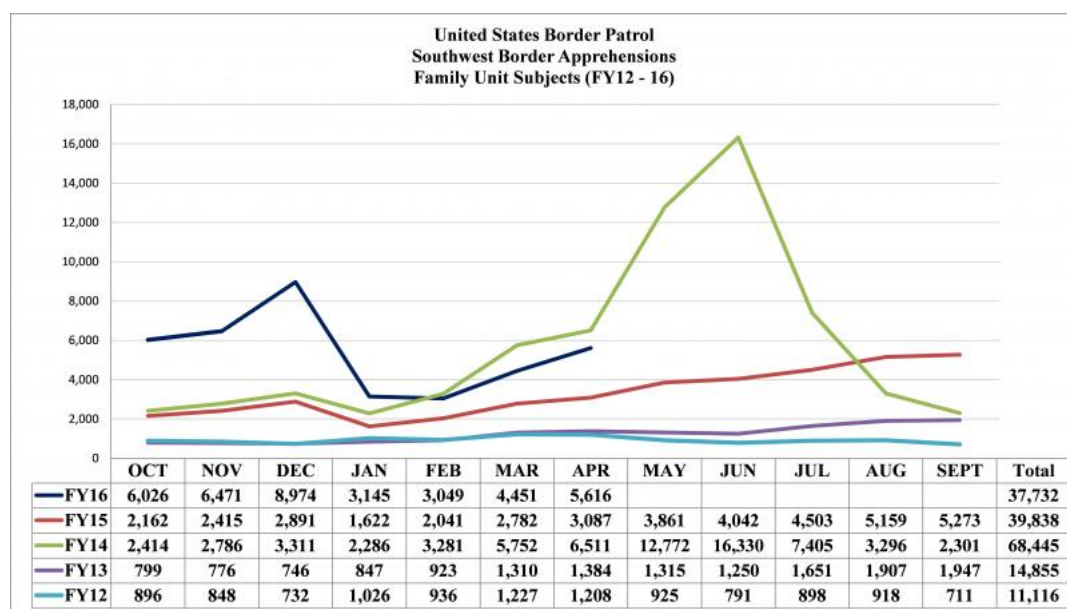


Sector	FY 2014	FY 2015	FY 2016	% Change FY 14 to FY 16	% Change FY 15 to FY 16
Big Bend Sector	46	176	696	>500%	198%
Del Rio Sector	1,985	954	1,568	-21%	64%
El Centro Sector	268	319	643	140%	102%
El Paso Sector	246	723	1,971	>500%	173%
Laredo Sector	1,694	1,378	1,734	2%	26%
Rio Grande Sector	18,848	10,940	19,708	5%	80%
San Diego Sector	1,018	609	895	-12%	47%
Tucson Sector	1,948	3,359	3,981	104%	19%

Yuma Sector	288	363	1,726	499%	375%
<b>Southwest Border Total</b>	<b>26,341</b>	<b>18,889</b>	<b>32,952</b>	<b>25%</b>	<b>74%</b>

### Southwest Border Family Unit Apprehensions\*

Comparisons below reflect Fiscal Year 2016 (October 1, 2015 - April 30, 2016) compared to the same time period for Fiscal Year 2015 and Fiscal Year 2014.



Sector	FY 2014	FY 2015	FY 2016	% Change FY 14 to FY 16	% Change FY 15 to FY 16
Big Bend Sector	123	176	696	466%	295%
Del Rio Sector	1,784	803	1,931	8%	140%
El Centro Sector	349	328	646	85%	97%

El Paso Sector	569	351	2,270	299%	>500%
Laredo Sector	2,269	713	1,039	-54%	46%
Rio Grande Sector	24,983	11,691	25,151	1%	115%
San Diego Sector	531	991	1,304	146%	32%
Tucson Sector	5,456	1,492	1,792	-67%	20%
Yuma Sector	216	455	2,903	>500%	>500%
<b>Southwest Border Total</b>	36,280	17,000	37,732	4%	122%

### U.S. Border Patrol Southwest Border and Rio Grande Valley Sector Other Than Mexicans

Numbers below reflect Fiscal Year 2016 (October 1, 2015 - April 30, 2016)

Sector	FY2016
Rio Grande Valley	71,106
<b>Southwest Border</b>	111,742

### Unaccompanied Alien Children Encountered by Fiscal Year

Numbers below reflect Fiscal Years 2009-2015, FY 2016 (October 1, 2015 - April 30, 2016)

Country	FY 2009	FY 2010	FY 2011	FY 2012	FY 2013	FY 2014	FY 2015	FY 2016
El Salvador	1,221	1,910	1,394	3,314	5,990	16,404	9,389	9,617

Guatemala	1,115	1,517	1,565	3,835	8,068	17,057	13,589	10,717
Honduras	968	1,017	974	2,997	6,747	18,244	5,409	5,105
Mexico	16,114	13,724	11,768	13,974	17,240	15,634	11,012	7,004

### Family Unit Apprehensions Encountered by Fiscal Year\*

Numbers below reflect Fiscal Year 2015, FY 2016 (October 1, 2015 - April 30, 2016)

Country	FY 2015	FY 2016
El Salvador	10,872	13,392
Guatemala	12,820	11,009
Honduras	10,671	9,422
Mexico	4,276	1,931

**\*Note:** (Family Unit represents the number of individuals (either a child under 18 years old, parent or legal guardian) apprehended with a family member by the U.S. Border Patrol.)

### United States Border Patrol Southwest Family Unit Subject and Unaccompanied Alien Children Apprehensions Fiscal Year 2016 - By Month

<div> October November December January February March April </div>			
	FMUA	UAC	Total Apprehensions
Sector	FY 2016 OCT	FY 2016 OCT	FY 2016 OCT
Big Bend Sector	240	185	735

Del Rio Sector	283	237	1,873
El Centro Sector	89	76	1,214
El Paso Sector	266	239	1,641
Laredo Sector	152	242	3,146
Rio Grande Sector	4,172	3,012	15,036
San Diego Sector	108	105	2,082
Tucson Sector	303	618	5,903
Yuma Sector	413	230	1,101
<b>Southwest Border Total</b>	<b>6,026</b>	<b>4,944</b>	<b>32,731</b>

Tags: [Statistics](#) [Unaccompanied Alien Children \(UAC\)](#)