



U.S. Customs and Border Protection



United States Border Patrol Southwest Family Unit Subject and Unaccompanied Alien Children Apprehensions Fiscal Year 2016

U.S. Customs and Border Protection and its federal government partners continue to closely monitor the humanitarian situation in Central America and current migration trends. Our aim is to ensure an effective, orderly response to any changes in migration flows.

Recent monthly increases in the number of apprehensions of unaccompanied children (UAC) and families, are consistent with seasonal patterns and remain significantly below the historical highs seen in 2014. Over the last five months, there have been 21,255 apprehensions of UAC, compared to 34,006 in 2014 and 14,845 in 2015; over the same period, there have been 23,053 family unit apprehensions, compared to 30,602 in 2014 and 13,393 in 2015. Total apprehensions on the Southwest border since January are 161,610, compared to the 226,852 and 137,007 during the same periods in 2014 and 2015, respectively.

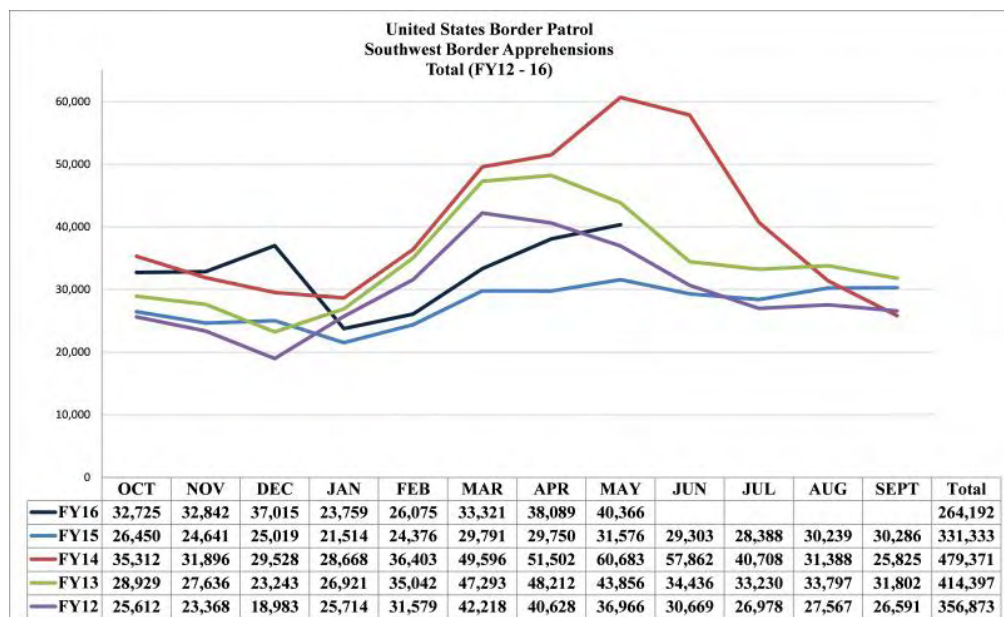
Secretary Johnson recently visited Central America to reiterate that our borders are not open to illegal migration. Nationals of El Salvador, Honduras and Guatemala make up the majority of UAC and family apprehensions. General push factors, which include high rates of violence, continue.

We continue to work aggressively to address the underlying causes of illegal migration, to deter future increases, to further secure our border, and to support broader regional efforts to provide avenues for protection of vulnerable populations in Central America.

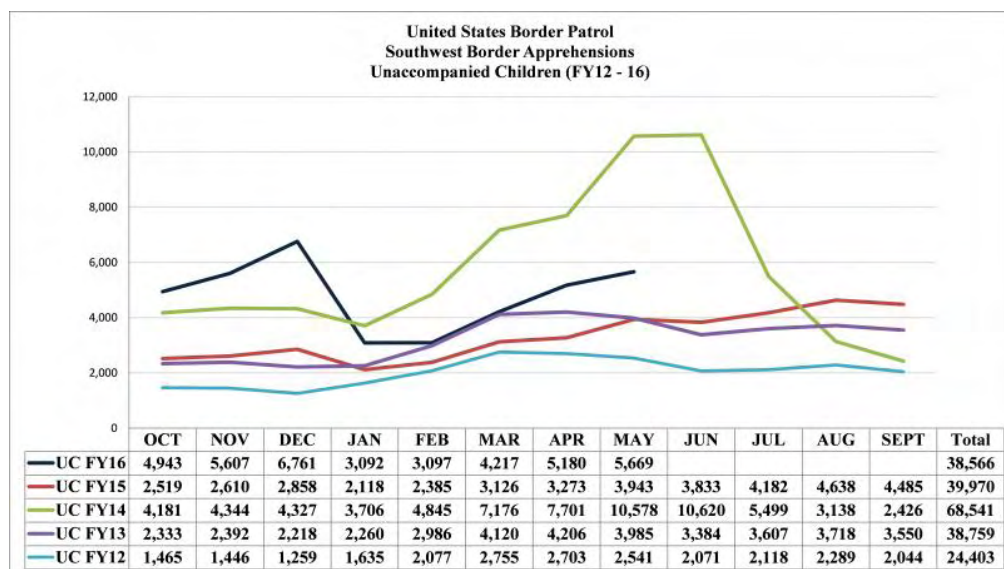
At the same time, we will continue to return migrants apprehended at our border who have had an opportunity to make claims for asylum or other form of humanitarian relief and been ordered removed to their home countries. Since the beginning of this Fiscal Year (October 1, 2015) we have repatriated more than 50,000 nationals to the region.

Lastly, we are expanding alternative, safe, and legal paths to the United States. To date, the Central American Minors Program has received applications for 8,948 individuals, and we have approved more than 1,448 individuals for refugee status or parole in El Salvador, Honduras, and Guatemala. We also continue to work with our federal partners, particularly the Department of State, to address underlying conditions that currently exist in Central America.

Southwest Border Total Apprehensions (FY12-16)



Southwest Border Unaccompanied Alien Children (0-17 yr old) Apprehensions



Comparisons below reflect Fiscal Year 2016 (October 1, 2015 - May 31, 2016) compared to the same time period for Fiscal Year 2015 and Fiscal Year 2014.

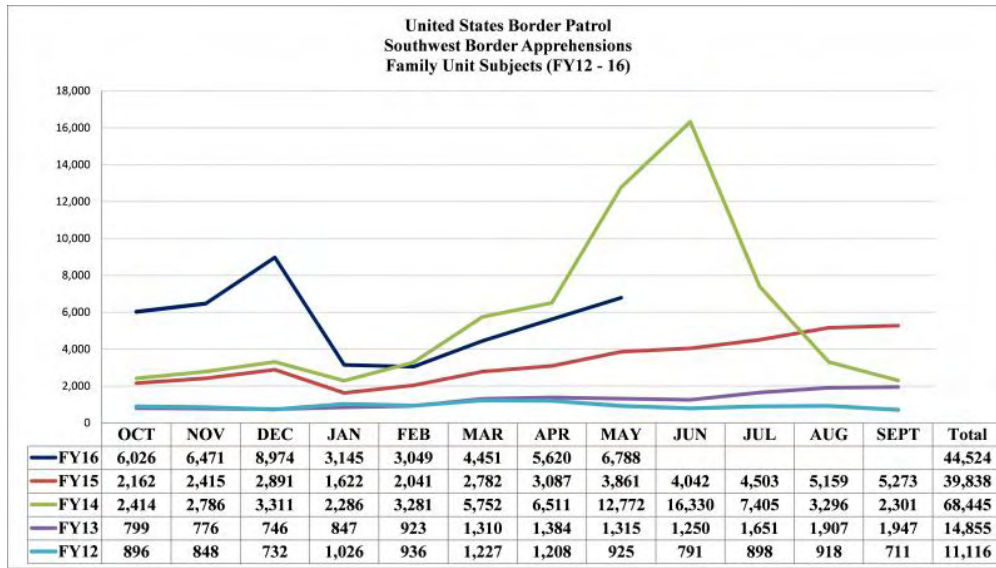
FY 2014

% Change

% Change

Sector		FY 2015	FY 2016	FY 14 to FY 16	FY 15 to FY 16
Big Bend Sector	148	344	791	434%	130%
Del Rio Sector	2,328	1,208	1,845	-21%	53%
El Centro Sector	409	391	763	87%	95%
El Paso Sector	680	878	2,262	233%	158%
Laredo Sector	2,739	1,567	2,029	-26%	29%
Rio Grande Sector	33,416	13,239	23,243	-30%	76%
San Diego Sector	631	705	1,038	65%	47%
Tucson Sector	6,244	4,014	4,564	-27%	14%
Yuma Sector	263	486	2,031	>500%	318%
Southwest Border Total	46,858	22,832	38,566	-18%	69%

Southwest Border Family Unit Apprehensions*



Comparisons below reflect Fiscal Year 2016 (October 1, 2015 - May 31, 2016) compared to the same time period for Fiscal Year 2015 and Fiscal Year 2014.

Sector	FY 2014	FY 2015	FY 2016	% Change FY 14 to FY 16	% Change FY 15 to FY 16
Big Bend Sector	54	236	772	>500%	227%
Del Rio Sector	3,065	1,072	2,328	-24%	117%
El Centro Sector	327	366	803	146%	119%
El Paso Sector	306	469	2,709	>500%	478%
Laredo Sector	2,248	810	1,158	-48%	43%
Rio Grande Sector	28,993	14,275	29,717	2%	108%
San Diego Sector	1,193	1,150	1,503	26%	31%
	2,524	1,825	2,049	-19%	12%

Tucson Sector					
Yuma Sector	403	658	3,485	>500%	430%
Southwest Border Total	39,113	20,861	44,524	14%	113%

U.S. Border Patrol Southwest Border and Rio Grande Valley Sector Other Than Mexicans

Numbers below reflect Fiscal Year 2016 (October 1, 2015 - May 31, 2016)

Sector	FY2016
Rio Grande Valley	84,762
Southwest Border	133,042

Unaccompanied Alien Children Encountered by Fiscal Year

Numbers below reflect Fiscal Years 2009-2015, FY 2016 (October 1, 2015 - May 31, 2016)

Country	FY 2009	FY 2010	FY 2011	FY 2012	FY 2013	FY 2014	FY 2015	FY 2016
El Salvador	1,221	1,910	1,394	3,314	5,990	16,404	9,389	11,404
Guatemala	1,115	1,517	1,565	3,835	8,068	17,057	13,589	12,337
Honduras	968	1,017	974	2,997	6,747	18,244	5,409	6,152
Mexico	16,114	13,724	11,768	13,974	17,240	15,634	11,012	8,052

Family Unit Apprehensions Encountered by Fiscal Year*

Numbers below reflect Fiscal Year 2015, FY 2016 (October 1, 2015 - May 31, 2016)

Country	FY 2015	FY 2016
---------	---------	---------

El Salvador	10,872	15,878
Guatemala	12,820	12,848
Honduras	10,671	11,267
Mexico	4,276	2,236

***Note:** (Family Unit represents the number of individuals (either a child under 18 years old, parent or legal guardian) apprehended with a family member by the U.S. Border Patrol.)

United States Border Patrol Southwest Family Unit Subject and Unaccompanied Alien Children Apprehensions Fiscal Year 2016 - By Month

<div> October November December January February March April May </div>			
	FMUA	UAC	Total Apprehensions
Sector	FY 2016 OCT	FY 2016 OCT	FY 2016 OCT
Big Bend Sector	240	185	735
Del Rio Sector	283	237	1,873
El Centro Sector	89	76	1,214
El Paso Sector	266	239	1,641
Laredo Sector	152	242	3,146
Rio Grande Sector	4,172	3,012	15,036
San Diego Sector	108	105	2,082
Tucson Sector	303	618	5,903
Yuma Sector	413	230	1,101
Southwest Border Total	6,026	4,944	32,731

Tags: [Statistics](#) [Unaccompanied Alien Children \(UAC\)](#)