



U.S. Customs and Border Protection



United States Border Patrol Southwest Family Unit Subject and Unaccompanied Alien Children Apprehensions Fiscal Year 2016

Overall apprehensions by the Border Patrol in July along our southwest border – an indicator of total attempts to cross the border illegally – fell during the month of July, although apprehensions of unaccompanied children and family units increased somewhat from June. These trends are generally in line with seasonal patterns we have observed in previous years.

| | UAC | Family Members | All |
|---------------|-------|----------------|--------|
| January 2016 | 3091 | 3,145 | 23,759 |
| February 2016 | 3,095 | 3,051 | 26,077 |
| March 2016 | 4,214 | 4,451 | 33,319 |
| April 2016 | 5,173 | 5,620 | 38,088 |
| May 2016 | 5,617 | 6,782 | 40,349 |
| June 2016 | 4,809 | 6,633 | 34,463 |
| July 2016 | 5,068 | 7,574 | 33,737 |

Apprehensions for the year to-date continue to be somewhat higher than in Fiscal Year 2015, but significantly lower than FY 2014 and FY 2013.

The Department of Homeland Security and its federal government partners continue to closely monitor current migration trends and are working aggressively to address underlying cases and deter unauthorized migration, while ensuring that those with legitimate humanitarian claims are afforded the opportunity to seek protection.

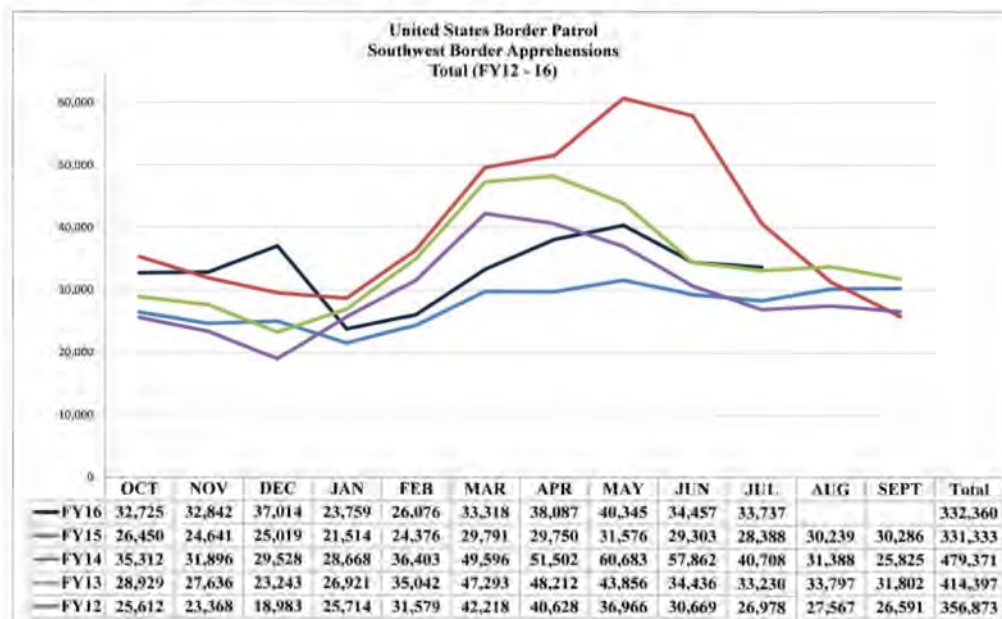
DHS and its components continue to enforce U.S. immigration laws and to do so consistent with our enforcement priorities, which were revised as part of the President's executive actions in November 2014. These priorities more sharply focus our limited enforcement resources

on public safety and border security.

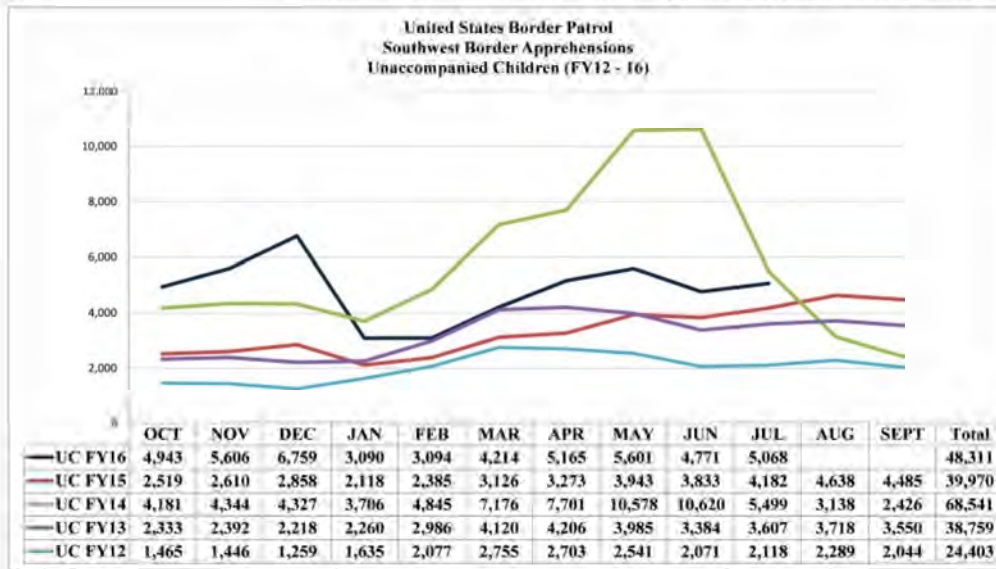
We also recognize the need to provide a safe, alternative path to our country for individuals in need of humanitarian protection. Recently, the Government of Costa Rica announced its agreement to enter into a protection transfer arrangement with the U.N. High Commissioner for Refugees and the International Organization for Migration to help address this regional migration challenge. For cases not requiring immediate transfer to Costa Rica, the U.S. is establishing an in-country referral program in countries of origin including Honduras, El Salvador, and Guatemala. This will enable vulnerable residents in the region to be considered for refugee protection in the United States after being screened and interviewed by Department of Homeland Security officers. The U.S. Government has also announced expansion of the categories of individuals eligible for participation in the Central American Minors program, when accompanied by a qualified child. Further information is available [here](#).

While we believe this expanded capacity for refugee processing is an important step, we recognize the ultimate solution to the humanitarian situation in Central America is long-term investment to address the underlying conditions there. We continue to work closely with our federal partners and the governments in the region, and we are pleased with the \$750 million in support Congress provided this year in aid to Central America.

Southwest Border Total Apprehensions (FY12-16)



Southwest Border Unaccompanied Alien Children (0-17 yr old) Apprehensions

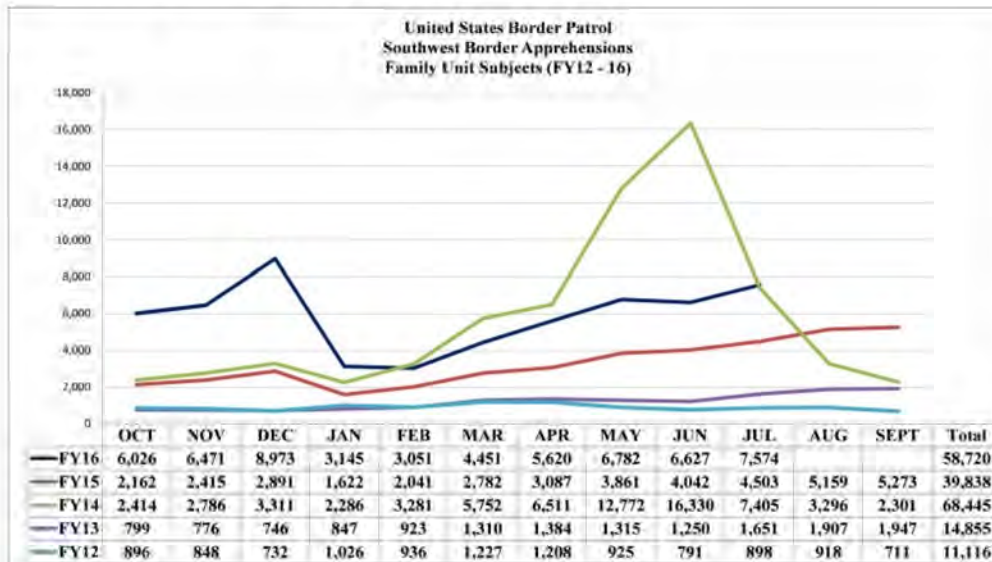


Comparisons below reflect Fiscal Year 2016 (October 1, 2015 - July 31, 2016) compared to the same time period for Fiscal Year 2015 and Fiscal Year 2014.

| Sector | FY 2014 | FY 2015 | FY 2016 | % Change FY 14 to FY 15 | % Change FY 15 to FY 16 |
|-------------------|---------|---------|---------|----------------------------|----------------------------|
| Big Bend Sector | 221 | 520 | 871 | 135% | 68% |
| Del Rio Sector | 3,020 | 1,714 | 2,279 | -43% | 33% |
| El Centro Sector | 564 | 506 | 1,011 | -10% | 100% |
| El Paso Sector | 875 | 1,258 | 2,972 | 44% | 136% |
| Laredo Sector | 3,425 | 1,991 | 2,427 | -42% | 22% |
| Rio Grande Sector | 46,295 | 18,236 | 29,410 | -61% | 61% |
| San Diego Sector | 818 | 870 | 1,248 | 6% | 43% |
| Tucson Sector | | | | | |

| | | | | | |
|-------------------------------|---------------|---------------|---------------|-------------|------------|
| | 7,447 | 4,995 | 5,486 | -33% | 10% |
| Yuma Sector | 312 | 757 | 2,607 | 143% | 244% |
| Southwest Border Total | 62,977 | 30,847 | 48,311 | -51% | 57% |

Southwest Border Family Unit Apprehensions*



Comparisons below reflect Fiscal Year 2016 (October 1, 2015 - July 31, 2016) compared to the same time period for Fiscal Year 2015 and Fiscal Year 2014.

| Sector | FY 2014 | FY 2015 | FY 2016 | % Change FY 14 to FY 15 | % Change FY 15 to FY 16 |
|------------------|---------|---------|---------|----------------------------|----------------------------|
| Big Bend Sector | 140 | 388 | 862 | 177% | 122% |
| Del Rio Sector | 4,665 | 1,532 | 2,907 | -67% | 90% |
| El Centro Sector | 551 | 501 | 1,087 | -9% | 117% |

| Country | FY 2009 | FY 2010 | FY 2011 | FY 2012 | FY 2013 | FY 2014 | FY 2015 | FY 2016 | | |
|-------------------------------|---------|---------|---------|---------|---------|---------|---------|---------|------|------|
| El Paso Sector | | | 491 | | | 826 | | 3,795 | 68% | 359% |
| Laredo Sector | | | 3,303 | | | 1,049 | | 1,382 | -68% | 32% |
| Rio Grande Sector | | | 48,155 | | | 20,285 | | 39,326 | -58% | 94% |
| San Diego Sector | | | 1,480 | | | 1,337 | | 2,058 | -10% | 54% |
| Tucson Sector | | | 3,492 | | | 2,337 | | 2,564 | -33% | 10% |
| Yuma Sector | | | 571 | | | 1,151 | | 4,739 | 102% | 312% |
| Southwest Border Total | | | 62,848 | | | 29,406 | | 58,720 | -53% | 100% |

U.S. Border Patrol Southwest Border and Rio Grande Valley Sector Other Than Mexicans

Numbers below reflect Fiscal Year 2016 (October 1, 2015 - July 31, 2016)

| Sector | FY2016 |
|-------------------------|---------|
| Rio Grande Valley | 109,773 |
| Southwest Border | 172,164 |

Unaccompanied Alien Children Encountered by Fiscal Year

Numbers below reflect Fiscal Years 2009-2015, FY 2016 (October 1, 2015 - July 31, 2016)

| Country | FY 2009 | FY 2010 | FY 2011 | FY 2012 | FY 2013 | FY 2014 | FY 2015 | FY 2016 |
|-------------|---------|---------|---------|---------|---------|---------|---------|---------|
| El Salvador | 1,221 | 1,910 | 1,394 | 3,314 | 5,990 | 16,404 | 9,389 | 14,343 |
| Guatemala | 1,115 | 1,517 | 1,565 | 3,835 | 8,068 | 17,057 | 13,589 | 15,243 |

| Country | FMUA | UAC | Total Apprehensions | |
|----------|---------|---------|---------------------|---|
| Honduras | FY 2016 | FY 2016 | FY 2016 OCT | 3 |
| Mexico | OCT | OCT | | 3 |

Family Unit Apprehensions Encountered by Fiscal Year*

Numbers below reflect Fiscal Year 2015, FY 2016 (October 1, 2015 - July 31, 2016)

| Country | FY 2015 | FY 2016 |
|-------------|---------|---------|
| El Salvador | 10,872 | 20,816 |
| Guatemala | 12,820 | 16,968 |
| Honduras | 10,671 | 15,142 |
| Mexico | 4,276 | 2,812 |

***Note:** (Family Unit represents the number of individuals (either a child under 18 years old, parent or legal guardian) apprehended with a family member by the U.S. Border Patrol.)

United States Border Patrol Southwest Family Unit Subject and Unaccompanied Alien Children Apprehensions Fiscal Year 2016 - By Month

| October November December January February March April May June July | | | |
|--|-------------|-------------|---------------------|
| | FMUA | UAC | Total Apprehensions |
| Sector | FY 2016 OCT | FY 2016 OCT | FY 2016 OCT |
| Big Bend Sector | 240 | 185 | 735 |
| Del Rio Sector | 283 | 237 | 1,873 |

| | FMUA | UAC | Total Apprehensions |
|-------------------------------|--------------|--------------|---------------------|
| Sector | FY 2016 OCT | FY 2016 OCT | FY 2016 OCT |
| El Centro Sector | 89 | 76 | 1,214 |
| El Paso Sector | 266 | 239 | 1,641 |
| Laredo Sector | 152 | 242 | 3,146 |
| Rio Grande Sector | 4,172 | 3,012 | 15,036 |
| San Diego Sector | 108 | 105 | 2,082 |
| Tucson Sector | 303 | 618 | 5,903 |
| Yuma Sector | 413 | 230 | 1,101 |
| Southwest Border Total | 6,026 | 4,944 | 32,731 |

Tags: [Statistics](#) [Unaccompanied Alien Children \(UAC\)](#)