



## United States Border Patrol Southwest Family Unit Subject and Unaccompanied Alien Children Apprehensions Fiscal Year 2016

Overall apprehensions by the Border Patrol in August along our southwest border – which include apprehensions of single adults, unaccompanied minors, and family units -- increased somewhat from the previous month. For the year to-date, overall apprehensions continue to be somewhat higher than in Fiscal Year 2015, but lower than FY 2014 and FY 2013.

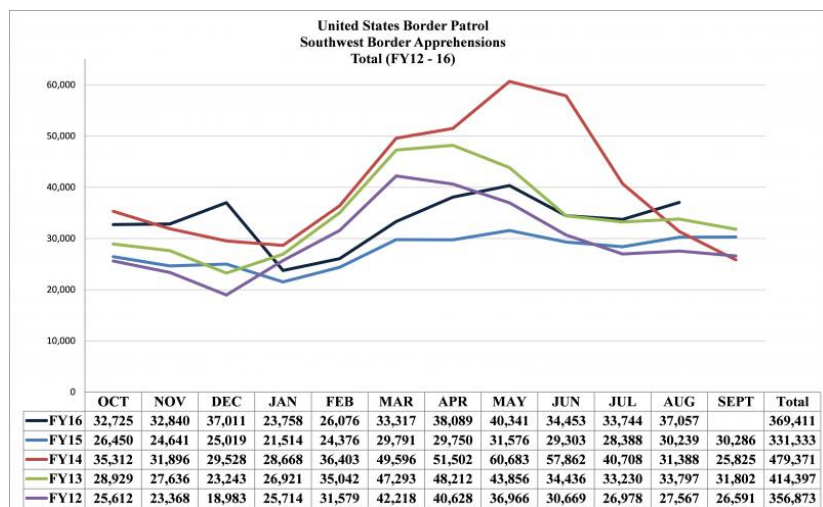
The Department of Homeland Security and its federal government partners continue to closely monitor current migration trends and are working aggressively to address underlying cases and deter unauthorized migration, while ensuring that those with legitimate humanitarian claims are afforded the opportunity to seek protection.

DHS and its components continue to enforce U.S. immigration laws and to do so consistent with our enforcement priorities, which were revised as part of the President's executive actions in November 2014. These priorities more sharply focus our limited enforcement resources on public safety and border security.

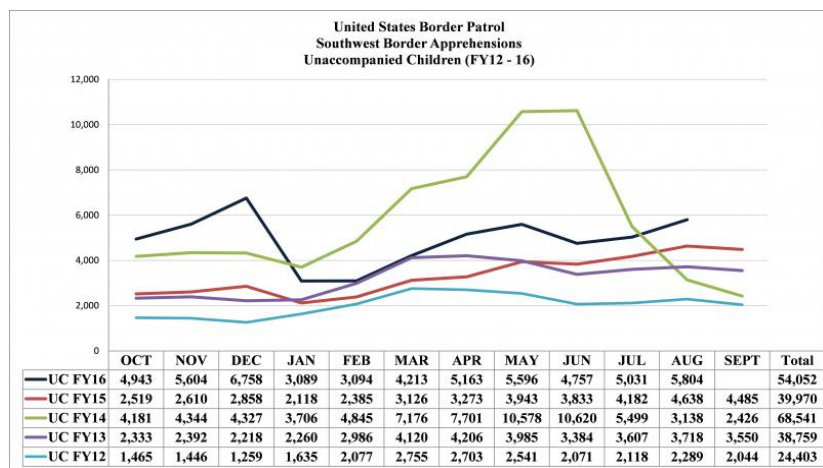
We also recognize the need to provide a safe, alternative path to our country for individuals in need of humanitarian protection. Recently, the Government of Costa Rica announced its agreement to enter into a protection transfer arrangement with the U.N. High Commissioner for Refugees and the International Organization for Migration to help address this regional migration challenge. For cases not requiring immediate transfer to Costa Rica, the U.S. is establishing an in-country referral program in countries of origin including Honduras, El Salvador, and Guatemala. This will enable vulnerable residents in the region to be considered for refugee protection in the United States after being screened and interviewed by Department of Homeland Security officers. The U.S. Government has also announced expansion of the categories of individuals eligible for participation in the Central American Minors program, when accompanied by a qualified child. Further information is available [here](#).

While we believe this expanded capacity for refugee processing is an important step, we recognize the ultimate solution to the humanitarian situation in Central America is long-term investment to address the underlying conditions there. We continue to work closely with our federal partners and the governments in the region, and we are pleased with the \$750 million in support Congress provided this year in aid to Central America.

### Southwest Border Total Apprehensions (FY12-16)



### Southwest Border Unaccompanied Alien Children (0-17 yr old) Apprehensions

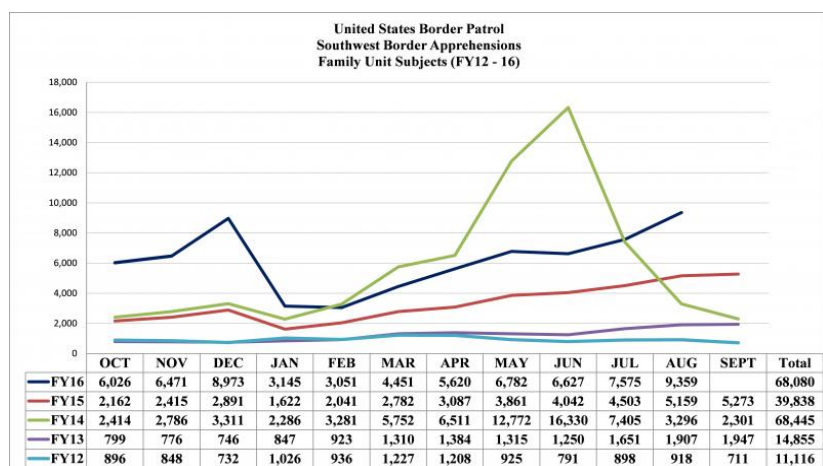


Comparisons below reflect Fiscal Year 2016 (October 1, 2015 - August 31, 2016) compared to the same time period for Fiscal Year 2015 and Fiscal Year 2014.

Sector	FY 2014	FY 2015	FY 2016	% Change FY 14 to FY 15	% Change FY 15 to FY 16
Big Bend Sector	244	656	895	169%	36%
Del Rio Sector	3,147	2,023	2,445	-36%	21%
El Centro Sector	612	595	1,200	-3%	102%
El Paso Sector	945	1,454	3,395	54%	133%

Laredo Sector	3,627	2,232	2,694	-38%	21%
Rio Grande Sector	48,468	21,131	33,183	-56%	57%
San Diego Sector	875	986	1,394	13%	41%
Tucson Sector	7,869	5,500	5,877	-30%	7%
Yuma Sector	328	908	2,969	177%	227%
<b>Southwest Border Total</b>	<b>66,115</b>	<b>35,485</b>	<b>54,052</b>	<b>-46%</b>	<b>52%</b>

### Southwest Border Family Unit Apprehensions\*



Comparisons below reflect Fiscal Year 2016 (October 1, 2015 - August 31, 2016) compared to the same time period for Fiscal Year 2015 and Fiscal Year 2014.

Sector	FY 2014	FY 2015	FY 2016	% Change FY 14 to FY 15	% Change FY 15 to FY 16
Big Bend Sector	165	580	959	252%	65%
Del Rio Sector	4,838	1,854	3,200	-62%	73%
El Centro Sector	592	580	1,297	-2%	124%
El Paso Sector	530	1,011	4,662	91%	361%

Laredo Sector	3,486	1,187	1,517	-66%	28%
Rio Grande Sector	50,622	23,862	45,672	-53%	91%
San Diego Sector	1,617	1,448	2,428	-10%	68%
Tucson Sector	3,668	2,602	2,898	-29%	11%
Yuma Sector	626	1,441	5,447	130%	278%
<b>Southwest Border Total</b>	66,144	34,565	68,080	-48%	97%

### U.S. Border Patrol Southwest Border and Rio Grande Valley Sector Other Than Mexicans

Numbers below reflect Fiscal Year 2016 (October 1, 2015 - August 31, 2016)

Sector	FY2016
Rio Grande Valley	125,032
<b>Southwest Border</b>	194,726

### Unaccompanied Alien Children Encountered by Fiscal Year

Numbers below reflect Fiscal Years 2009-2015, FY 2016 (October 1, 2015 - August 31, 2016)

Country	FY 2009	FY 2010	FY 2011	FY 2012	FY 2013	FY 2014	FY 2015	FY 2016
El Salvador	1,221	1,910	1,394	3,314	5,990	16,404	9,389	15,987
Guatemala	1,115	1,517	1,565	3,835	8,068	17,057	13,589	17,113
Honduras	968	1,017	974	2,997	6,747	18,244	5,409	9,305
Mexico	16,114	13,724	11,768	13,974	17,240	15,634	11,012	10,854

### Family Unit Apprehensions Encountered by Fiscal Year\*

Numbers below reflect Fiscal Year 2015, FY 2016 (October 1, 2015 - August 31, 2016)

Country	FY 2015	FY 2016
El Salvador	10,872	23,897

Country	FY 2015	FY 2016
Guatemala	12,820	20,070
Honduras	10,671	17,608
Mexico	4,276	3,145

**\*Note:** (Family Unit represents the number of individuals (either a child under 18 years old, parent or legal guardian) apprehended with a family member by the U.S. Border Patrol.)

#### United States Border Patrol Southwest Family Unit Subject and Unaccompanied Alien Children Apprehensions Fiscal Year 2016 - By Month

<div> October November December January February March April May June July August </div>			
	FMUA	UAC	Total Apprehensions
Sector	FY 2016 OCT	FY 2016 OCT	FY 2016 OCT
Big Bend Sector	240	185	735
Del Rio Sector	283	237	1,873
El Centro Sector	89	76	1,214
El Paso Sector	266	239	1,641
Laredo Sector	152	242	3,146
Rio Grande Sector	4,172	3,012	15,036
San Diego Sector	108	105	2,082
Tucson Sector	303	618	5,903
Yuma Sector	413	230	1,101
<b>Southwest Border Total</b>	<b>6,026</b>	<b>4,944</b>	<b>32,731</b>

Last published: September 9, 2016

Tags: [Statistics](#), [Unaccompanied Alien Children \(UAC\)](#)