



United States Border Patrol Southwest Family Unit Subject and Unaccompanied Alien Children Apprehensions Fiscal Year 2017

STATEMENT BY SECRETARY JOHNSON ON SOUTHWEST BORDER SECURITY

In October a total of 46,195 individuals were apprehended between ports of entry on our southwest border, compared with 39,501 in September and 37,048 in August. Within these totals, we have seen corresponding increases in the numbers of unaccompanied children and individuals in families apprehended. We've also seen increases in the numbers of those who present themselves at ports of entry along the southwest border seeking asylum.

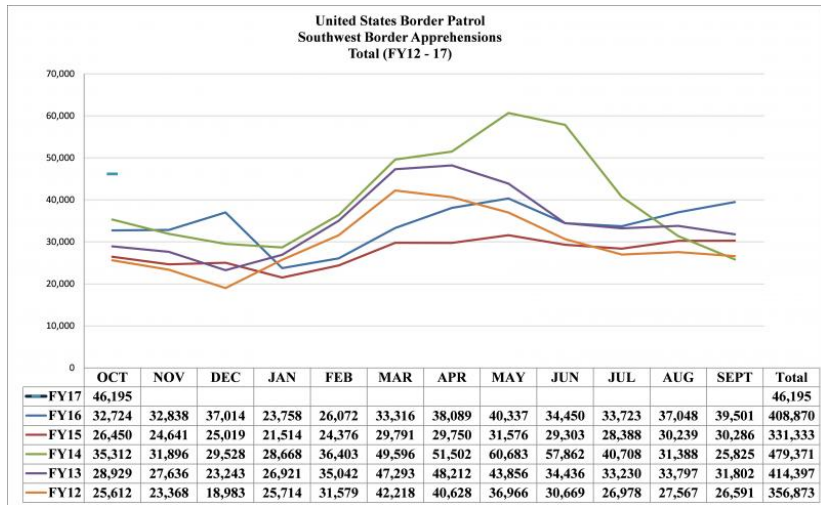
I have told our border security and immigration enforcement personnel that we must keep pace with this increase. As a result, there are currently about 41,000 individuals in our immigration detention facilities -- typically, the number in immigration detention fluctuates between 31,000 and 34,000 -- and I have authorized Immigration and Customs Enforcement to acquire additional detention space for single adults so that those apprehended at the border can be returned to their home countries as soon as possible. We have also engaged with a number of countries to repatriate their citizens more quickly, and they have agreed to do so.

As difficult as circumstances may be in Central and South America and the Caribbean, our borders cannot be open to illegal migration. We must, therefore, enforce the immigration laws consistent with our priorities. Those priorities are public safety and border security. Specifically, we prioritize the deportation of undocumented immigrants who are convicted of serious crimes and those apprehended at the border attempting to enter the country illegally. Recently, I have reiterated to our Enforcement and Removal personnel that they must continue to pursue these enforcement activities.

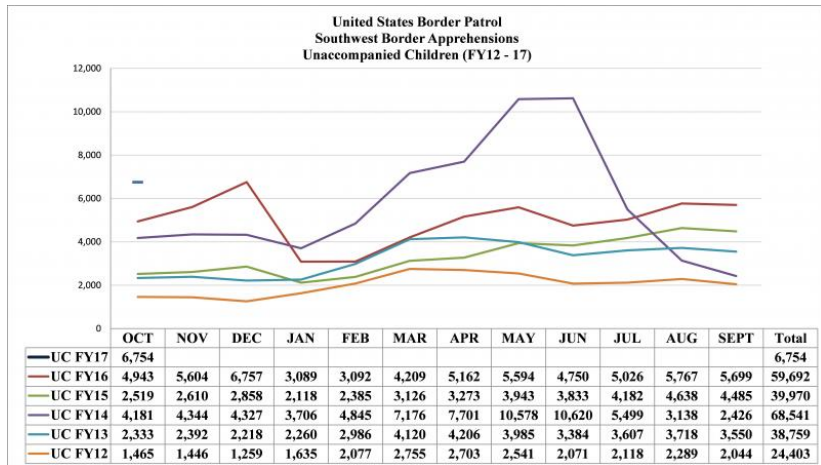
Those who attempt to enter our country without authorization should know that, consistent with our laws and our values, we must and we will send you back.

Once again, I encourage migrants and their families to pursue the various safe and legal paths available for those in need of humanitarian protection in the United States. Earlier this year, the Government of Costa Rica announced its agreement to enter into a protection transfer arrangement with the U.N. High Commissioner for Refugees and the International Organization for Migration to help address the Central American migration challenge. We've also established an in-country referral program in countries of origin including Honduras, El Salvador, and Guatemala. This will enable vulnerable residents in the region to be considered for refugee protection in the United States after being screened and interviewed by DHS officers. We have also announced expansion of the categories of individuals eligible for participation in our Central American Minors program when accompanied by a qualified child. [Fact Sheet](#). We encourage use of these programs.

Southwest Border Total Apprehensions (FY12-17YTD)



Southwest Border Unaccompanied Alien Children (0-17 yr old) Apprehensions

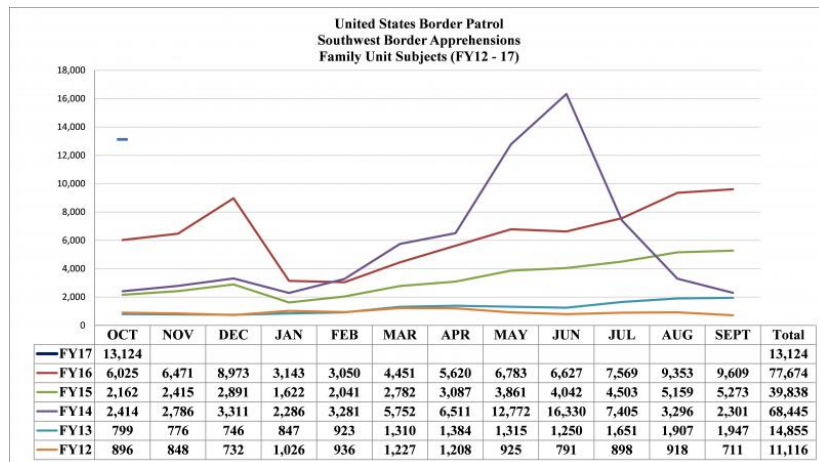


Comparisons below reflect Fiscal Year 2017 (October 1, 2016 - October 31, 2016) compared to the same time period for Fiscal Year 2016 and Fiscal Year 2015.

Sector	FY 2015	FY 2016	FY 2017	% Change FY 15 to FY 16	% Change FY 16 to FY 17
Big Bend Sector	13	185	87	>500%	-53%
Del Rio Sector	120	237	224	98%	-5%
El Centro Sector	35	78	203	117%	167%
El Paso Sector	80	239	626	199%	162%
Laredo Sector	220	242	285	10%	18%

Sector	FY 2015	FY 2016	FY 2017	% Change FY 15 to FY 16	% Change FY 16 to FY 17
Rio Grande Sector	1,547	3,011	4,093	95%	36%
San Diego Sector	74	105	180	42%	71%
Tucson Sector	401	618	591	54%	-4%
Yuma Sector	29	230	465	>500%	102%
Southwest Border Total	2,519	4,943	6,754	96%	37%

Southwest Border Family Unit Apprehensions*



Comparisons below reflect Fiscal Year 2017 (October 1, 2016 - October 31, 2016) compared to the same time period for Fiscal Year 2015 and Fiscal Year 2016.

Sector	FY 2015	FY 2016	FY 2017	% Change FY 15 to FY 16	% Change FY 16 to FY 17
Big Bend Sector	30	240	138	>500%	-43%
Del Rio Sector	79	283	426	258%	51%
El Centro Sector	16	89	279	456%	213%
El Paso Sector	22	266	1,481	>500%	457%
Laredo Sector	136	151	133	11%	-12%

Rio Grande Sector	1,556	4,172	8,726	168%	109%
San Diego Sector	119	108	435	-9%	303%
Tucson Sector	180	303	355	68%	17%
Yuma Sector	24	413	1,151	>500%	179%
Southwest Border Total	2,162	6,025	13,124	179%	118%

U.S. Border Patrol Southwest Border and Rio Grande Valley Sector Other Than Mexicans

Numbers below reflect Fiscal Year 2017 (October 1, 2016 - October 31, 2016)

Sector	FY 2017
Rio Grande Valley	18,207
Southwest Border	28,074

Unaccompanied Alien Children Encountered by Fiscal Year

Numbers below reflect Fiscal Years 2010-2016, FY 2017 (October 1, 2016 - October 31, 2016)

Country	FY 2010	FY 2011	FY 2012	FY 2013	FY 2014	FY 2015	FY 2016	FY 2017
El Salvador	1,910	1,394	3,314	5,990	16,404	9,389	17,512	1,776
Guatemala	1,517	1,565	3,835	8,068	17,057	13,589	18,913	2,308
Honduras	1,017	974	2,997	6,747	18,244	5,409	10,468	1,367
Mexico	13,724	11,768	13,974	17,240	15,634	11,012	11,926	1,205

Family Unit Apprehensions Encountered by Fiscal Year*

Numbers below reflect Fiscal Year 2016, FY 2017 (October 1, 2016 - October 31, 2016)

Country	FY 2016	FY 2017
El Salvador	27,114	4,659
Guatemala	23,067	4,252
Honduras	20,226	3,534

Country	FY 2016	FY 2017
Mexico	3,481	324

***Note:** (Family Unit represents the number of individuals (either a child under 18 years old, parent or legal guardian) apprehended with a family member by the U.S. Border Patrol.)

United States Border Patrol Southwest Family Unit Subject and Unaccompanied Alien Children Apprehensions Fiscal Year 2017 - By Month

October			
	FMUA	UAC	Total Apprehensions
Sector	FY 2017 OCT	FY 2017 OCT	FY 2017 OCT
Big Bend Sector	138	87	696
Del Rio Sector	426	224	2,103
El Centro Sector	279	203	2,444
El Paso Sector	1,481	626	3,973
Laredo Sector	133	285	3,349
Rio Grande Sector	8,726	4,093	22,645
San Diego Sector	435	180	2,937
Tucson Sector	355	591	5,927
Yuma Sector	1,151	465	2,121
Southwest Border Total	13,124	6,754	46,195

Last published: November 10, 2016

Tags: [Statistics](#), [Unaccompanied Alien Children \(UAC\)](#)