

## U.S. Customs and Border Protection



### Southwest Border Migration

U.S. Customs and Border Protection continues to see increases in migration along the Southwest Border during fiscal year 2017. This includes family units and unaccompanied children from Central America, Haitian nationals migrating from Brazil, and Cuban nationals. CBP continues to maintain a strong security posture through background checks of all individuals encountered and ensures that each person is processed in accordance with U.S. immigration laws and DHS policy.

In response to the increased number of individuals apprehended between ports of entry or encountered at ports of entry, CBP opened temporary holding facilities in Tornillo and Donna, Texas, capable of holding 500 people each. The facilities are providing additional space for those in CBP custody awaiting transfer to U.S. Immigration and Customs Enforcement for processing, detention, and/or removal, or to the Department of Health and Human Services. CBP is prepared to add housing, beds, toilets, and bathing facilities as necessary. CBP is addressing this migratory surge along the Southwest border in a humane way, consistent with our border security mission and our American values.

In addition, USBP has temporarily deployed 150 agents to the Rio Grande Valley. USBP continues to utilize a threat-based and intelligence-driven enforcement strategy to identify high-risk areas and flows, targeting responses, and deploying resources and capabilities in the most effective and efficient manner.

U.S. Border Patrol Apprehensions FY2017 YTD(October 1 - November 30)

USBP	Demographic	OCT	NOV	Total
Southwest Border	UAC	6,722	7,406	14,128
	Family Units	13,118	15,573	28,691
Southwest Border Total Apprehensions		46,191	47,214	93,405

In November, a total of 47,214 individuals were apprehended between ports of entry on our Southwest Border, compared with 46,191 in October and 39,501 in September. In Fiscal Year (FY) 2016, USBP apprehended 408,870 individuals along our southwest border, compared to 331,333 in FY15, and 479,371 in FY14.

For breakdown by Sector, visit [USBP Southwest Border Apprehensions by Sector](#)

Office of Field Operations Inadmissibles FY2017 YTD(October 1 - November 30)

Field Operations	Demographic	OCT	NOV	Total
Southwest Border	UAC	1,824	1,450	3,274
	Family Units	6,404	5,040	11,444

Field Operations	Demographic	OCT	NOV	Total
Southwest Border Total Inadmissibles	19,583	15,551	35,134	

In recent months, OFO has also registered increasing numbers of inadmissible Cubans, Haitians and, most recently, family units primarily from Guatemala, Honduras and El Salvador at land ports of entry.

OFO inadmissibility metrics include individuals encountered at ports of entry who are seeking lawful admission into the United States but are determined to be inadmissible, individuals presenting themselves to seek humanitarian protection under our laws, individuals who withdraw an application for admission and return to their countries of origin within a short timeframe, and Cubans paroled under the Cuban Adjustment Act

For breakdown by Field Office, visit [Southwest Border Inadmissibles by Field Office](#)

Last published: December 15, 2016

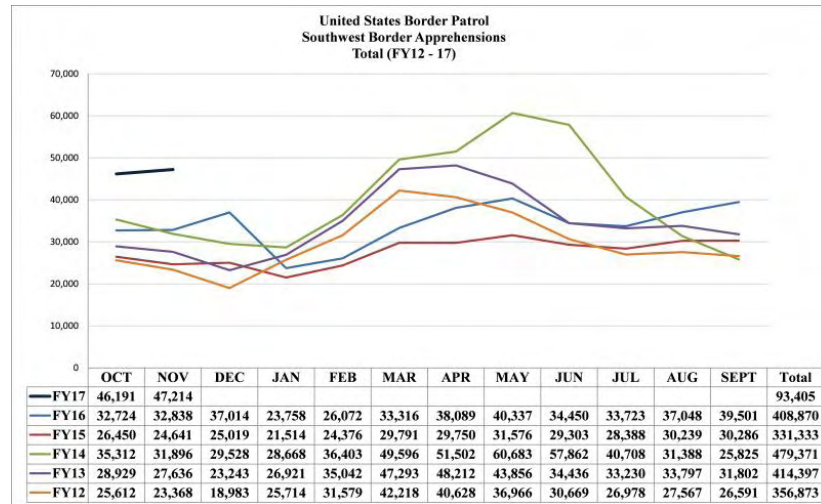
Tags: [Unaccompanied Alien Children \(UAC\)](#), [Statistics](#)

# U.S. Customs and Border Protection

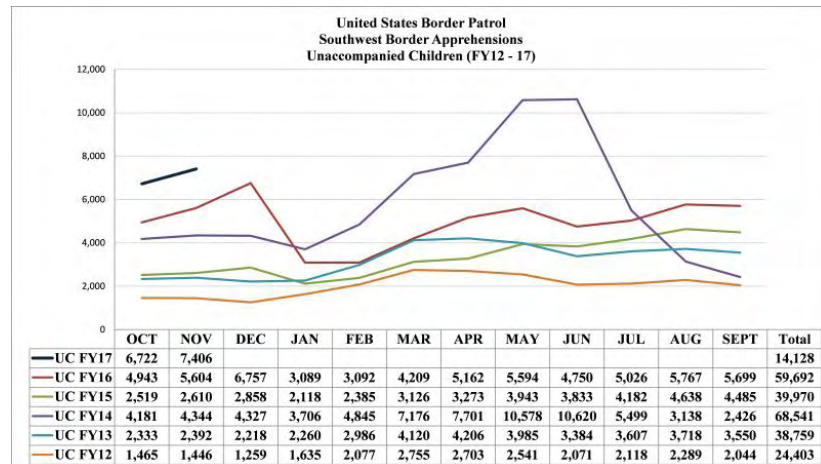


## U.S. Border Patrol Southwest Border Apprehensions by Sector

### Southwest Border Total Apprehensions (FY12-17YTD)



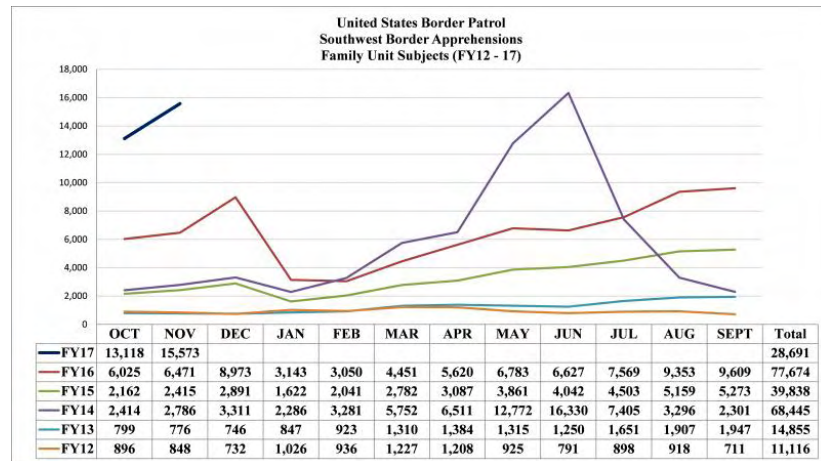
### Southwest Border Unaccompanied Alien Children (0-17 yr old) Apprehensions



Comparisons below reflect Fiscal Year 2017 YTD(October 1, 2016 - November 30, 2016) compared to the same time period for Fiscal Year 2016 and Fiscal Year 2015.

Unaccompanied Alien Children by Sector					
Sector	FY2015YTD	FY2016YTD	FY2017YTD	% Change FY15YTD to FY16YTD	% Change FY16YTD to FY17YTD
Big Bend	37	317	165	>500%	-48%
Del Rio	214	492	431	130%	-12%
El Centro	62	175	376	182%	115%
El Paso	163	568	1295	248%	128%
Laredo	397	520	529	31%	2%
Rio Grande	3,219	6,543	8,886	100%	38%
San Diego	130	202	353	55%	75%
Tucson	855	1,278	1,119	55%	-12%
Yuma	52	542	971	>500%	79%
<b>USBP Southwest Border Total</b>	<b>5,129</b>	<b>10,547</b>	<b>14,125</b>	<b>106%</b>	<b>34%</b>

#### Southwest Border Family Unit\* Apprehensions



Comparisons below reflect Fiscal Year 2017 YTD(October 1, 2016 - November 30, 2016) compared to the same time period for Fiscal Year 2015 and Fiscal Year 2016.

#### Family Unit\* Apprehensions by Sector

Sector	FY2015YTD	Family Unit* Apprehensions by Sector		% Change	
		FY2016YTD	FY2017YTD	FY15YTD to FY16YTD	FY16YTD to FY17YTD
Big Bend	45	363	291	>500%	-20%
Del Rio	162	597	857	269%	44%
El Centro	63	199	605	216%	204%
El Paso	49	690	3,218	>500%	366%
Laredo	248	311	308	25%	-1%
Rio Grande	3,365	8,528	19,435	153%	128%
San Diego	242	242	984	0%	307%
Tucson	344	679	716	97%	5%
Yuma	59	887	2,280	>500%	157%
<b>USBP Southwest Border Total</b>	<b>4,577</b>	<b>12,496</b>	<b>28,694</b>	<b>173%</b>	<b>130%</b>

#### Unaccompanied Alien Children Apprehensions by Country

Numbers below reflect Fiscal Years 2010-2016, FY 2017 YTD(October 1, 2016 - November 30, 2016)

Unaccompanied Alien Children Apprehensions by Country					
Country	FY 2013	FY 2014	FY 2015	FY 2016	FY 2017 YTD
El Salvador	5,990	16,404	9,389	17,512	3,800
Guatemala	8,068	17,057	13,589	18,913	5,017
Honduras	6,747	18,244	5,409	10,468	2,973
Mexico	17,240	15,634	11,012	11,926	2,182

#### Family Unit\* Apprehensions by Country

Numbers below reflect Fiscal Year 2016, FY 2017 YTD(October 1, 2016 - November 30, 2016)

Family Units* Apprehensions by Country
--

Country	Family Units* Apprehensions by Country	FY 2016	FY 2017 YTD
El Salvador	27,114	23,066	10,121
Guatemala	23,066	23,066	8,169
Honduras	20,226		8,264
Mexico	3,481		672

**\*Note:** (Family Unit represents the number of individuals (either a child under 18 years old, parent or legal guardian) apprehended with a family member by the U.S. Border Patrol.)

#### Southwest Family Unit Subject and Unaccompanied Alien Children Apprehensions Fiscal Year 2017 - By Month

<div> October November </div>			
	FMUA	UAC	Total Apprehensions
Sector	FY 2017 OCT	FY 2017 OCT	FY 2017 OCT
Big Bend	138	87	696
Del Rio	426	224	2,103
El Centro	279	203	2,444
El Paso	1,481	626	3,973
Laredo	133	285	3,349
Rio Grande	8,726	4,093	22,645
San Diego	435	180	2,937
Tucson	355	591	5,927
Yuma	1,151	465	2,121
<b>USBP Southwest Border Total</b>	<b>13,124</b>	<b>6,754</b>	<b>46,195</b>

Back to [Southwest Border Migration](#)

Last published: December 15, 2016

Tags: [Statistics](#), [U.S. Border Patrol](#), [Unaccompanied Alien Children \(UAC\)](#)



# U.S. Customs and Border Protection



## Southwest Border Inadmissibles by Field Office

### Southwest Border Unaccompanied Alien Children (0-17 yr old) Inadmissibles

Comparisons below reflect Fiscal Year 2017 YTD(October 1, 2016 - November 30, 2016) compared to the same time period for Fiscal Year 2016 and Fiscal Year 2015.

Unaccompanied Alien Children					
Field Offices	FY2015YTD	FY2016YTD	FY2017YTD	% Change FY15YTD to FY16YTD	% Change FY16YTD to FY17YTD
El Paso	74	289	1,162	291%	302%
Laredo	76	289	1,312	280%	354%
San Diego	197	444	371	125%	-16%
Tucson	104	427	429	311%	1%
<b>Field Ops Southwest Border Total</b>	<b>451</b>	<b>1,449</b>	<b>3,274</b>	<b>221%</b>	<b>226%</b>

### Southwest Border Family Unit Inadmissibles\*<sup>1</sup>

Numbers below reflect Fiscal Year 2017 YTD (October 1, 2016 - November 30, 2016)

Family Units	
Field Offices	FY2017 YTD
El Paso	2,684
Laredo	4,940
San Diego	1,787
Tucson	2,033
<b>Field Operations Southwest Border Total</b>	<b>11,444</b>

<sup>1</sup>Note: Field Operations only started collecting Family Unit numbers as of March 2016



## Unaccompanied Alien Children Inadmissibles by Fiscal Year

Numbers below reflect totals for Fiscal Years 2015 and 2016, FY 2017 YTD (October 1, 2016 - November 30, 2016)

Unaccompanied Alien Children by Country			
Country	FY 2015	FY 2016	FY 2017 YTD
El Salvador	454	2,553	1,014
Guatemala	1,378	3,961	1,381
Honduras	335	1,591	533
Mexico	1,713	2,169	290

## Family Unit Inadmissibles by Fiscal Year\*<sup>1</sup>

Numbers below reflect the total for FY 2017 YTD (October 1, 2016 - November 30, 2016)

Family Unit by Country	
Country	FY 2017 YTD
El Salvador	10,121
Guatemala	8,866
Honduras	8,264
Mexico	672

**\*Note:** (Family Unit represents the number of individuals (either a child under 18 years old, parent or legal guardian) deemed inadmissible with a family member by the Office of Field Operations.)

**<sup>1</sup>Note:**Field Operations only started collecting Family Unit numbers as of March 2016

## Cuban Inadmissibles

In FY 2009, 7,458 Cuban inadmissibles presented themselves at U.S. ports of entry (POE), in FY13 that number increased to 17,359 and in FY16 (YTD through August) that number climbed to more than 50,000. Field Offices most affected by increasing numbers of Cuban inadmissibles were Laredo, El Paso and Miami. OFO continues to refine operational plans and procedures to adjust to this migratory surge by deploying personnel to impacted ports of entry, streamlining administrative processes, utilizing technology applications as a force-multiplier, and re-framing the distribution of workload.

U.S. Customs and Border Protection maintains a robust posture regarding the enforcement of our immigration laws along the nation's borders and coastal areas. We continue to promote safe, legal and orderly migration from Cuba under our Migration Accords and deter dangerous and unlawful migration from Cuba.

Generally, if a Cuban national arriving at a CBP port of entry expresses fear of return to Cuba and/or their country of last residence, he or she may be paroled into the United States. CBP officers and agents will verify whether the individual has any criminal or existing U.S. immigration history. If he or she is paroled, the Cuban national may be eligible under the Cuban Adjustment Act of 1966 to apply for lawful permanent residence one year after being paroled.

Numbers below reflect totals for Fiscal Years 2012-2016, FY 2017 YTD (October 1, 2016 - November 30, 2016)

Cuban Inadmissibles						
Field Office	FY2012	FY2013	FY2014	FY2015	FY2016	FY2017 YTD
El Paso	154	219	415	685	5,018	154
Laredo	9,429	12,384	15,333	26,181	34,658	6,547
San Diego	727	959	1,229	1,555	1,589	278
Tucson	86	142	132	221	258	81
<b>Southwest Border Totals</b>	<b>10,396</b>	<b>13,704</b>	<b>17,109</b>	<b>28,642</b>	<b>41,523</b>	<b>7,060</b>

#### Haitian Inadmissibles

Recently, CBP has seen an increase in the number of Haitians arriving at border crossings with no status in the United States. In FY16, CBP officers at Ports of Entry at the Southwest Border saw 6,424 Haitian inadmissibles, which represented a significant increase as compared to FY15. The majority of Haitian inadmissibles are presenting themselves at the San Ysidro Port of Entry, which falls under the San Diego Field Office. In response to the influx, the Office of Field Operations deployed 100 additional officers to support ports of entry within the San Diego Field Office. OFO has also deployed 16 special personnel with Creole fluency to support the processing of Haitian nationals at the ports, has leveraged remote processing capabilities, streamlined administrative case processes with the collaboration of the Office of Chief Counsel, U.S. Immigration and Customs Enforcement and U.S.Citizenship and Immigration Services, and continues to coordinate with the U.S. Border Patrol to support the overflow of Haitian inadmissibles in custody. After officers have processed individuals with no status to legally enter the U.S., Haitians are placed into the custody of U.S. Immigration and Customs Enforcement for further disposition. Some, but not all Haitians arriving at ports of entry without legal status, are expressing credible fear of their return to Haiti.

Numbers below reflect totals for Fiscal Years 2012-2016, FY 2017 YTD (October 1, 2016 - November 30, 2016)

Haitian Inadmissibles						
Field Office	FY2012	FY2013	FY2014	FY2015	FY2016	FY2017 YTD
El Paso	0	0	1	0	2	154
Laredo	1	1	6	1	6	83
San Diego	821	921	477	333	6,377	4,717
Tucson	0	0	0	0	39	885
<b>Southwest Border Totals</b>	<b>822</b>	<b>922</b>	<b>484</b>	<b>334</b>	<b>6,424</b>	<b>5,699</b>

#### Southwest Border Inadmissibles Fiscal Year 2017 - By Month

	FMUA	UAC	Total Inadmissibles
Field Offices	FY 2017 OCT	FY 2017 OCT	FY 2017 OCT
El Paso	1,525	632	3,225
Laredo	2,713	760	8,524
San Diego	1,007	171	6,103
Tucson	1,159	261	2,256
<b>Total</b>	<b>6,404</b>	<b>1,824</b>	<b>20,108</b>

Cuban and Haitian inadmissibles\*

	Cubans	Haitians
Field Offices	FY 2017 OCT	FY 2017 OCT
El Paso	85	0
Laredo	3,605	57
San Diego	154	2,908
Tucson	38	485
<b>Total</b>	<b>3,882</b>	<b>3,450</b>

\*Note:Cuban and Haitian inadmissibles are a subset of the Total Southwest Border Inadmissibles data above

Back to [Southwest Border Migration](#)

Last published: December 15, 2016

Tags: [Statistics](#), [Port Security](#), [Unaccompanied Alien Children \(UAC\)](#)

