



United States Border Patrol

Sector Profile - Fiscal Year 2017 (Oct. 1st through Sept. 30th)

| SECTOR | Agent Staffing* | Apprehensions | Other Than Mexican Apprehensions | Marijuana (pounds) | Cocaine (pounds) | Accepted Prosecutions | Assaults | Rescues | Deaths |
|---|-----------------|----------------|----------------------------------|--------------------|------------------|-----------------------|------------|-----------------|-----------------|
| Miami | 111 | 2,280 | 1,646 | 2,253 | 231 | 292 | 1 | N/A | N/A |
| New Orleans | 63 | 920 | 528 | 21 | 6 | 10 | 0 | N/A | N/A |
| Ramey | 38 | 388 | 387 | 3 | 2,932 | 89 | 0 | N/A | N/A |
| Coastal Border Sectors Total | 212 | 3,588 | 2,561 | 2,277 | 3,169 | 391 | 1 | N/A **** | N/A **** |
| Blaine | 296 | 288 | 237 | 0 | 0 | 9 | 0 | N/A | N/A |
| Buffalo | 277 | 447 | 293 | 228 | 2 | 37 | 2 | N/A | N/A |
| Detroit | 408 | 1,070 | 322 | 124 | 0 | 85 | 1 | N/A | N/A |
| Grand Forks | 189 | 496 | 202 | 0 | 0 | 40 | 2 | N/A | N/A |
| Havre | 183 | 39 | 28 | 98 | 0 | 2 | 0 | N/A | N/A |
| Houlton | 173 | 30 | 30 | 17 | 0 | 2 | 0 | N/A | N/A |
| Spokane | 230 | 208 | 67 | 68 | 0 | 24 | 0 | N/A | N/A |
| Swanton | 292 | 449 | 359 | 531 | 1 | 103 | 6 | N/A | N/A |
| Northern Border Sectors Total | 2,048 | 3,027 | 1,538 | 1,066 | 3 | 302 | 11 | N/A **** | N/A **** |
| Big Bend (formerly Marfa) | 500 | 6,002 | 3,346 | 40,852 | 45 | 2,847 | 11 | 26 | 1 |
| Del Rio | 1,391 | 13,476 | 6,156 | 9,482 | 62 | 8,022 | 12 | 99 | 18 |
| El Centro | 870 | 18,633 | 5,812 | 5,554 | 484 | 1,413 | 34 | 4 | 2 |
| El Paso | 2,182 | 25,193 | 15,337 | 34,189 | 140 | 6,996 | 54 | 44 | 8 |
| Laredo | 1,666 | 25,460 | 7,891 | 69,535 | 757 | 6,119 | 31 | 1,054 | 83 |
| Rio Grande Valley (formerly McAllen) | 3,130 | 137,562 | 107,909 | 260,020 | 1,192 | 7,979 | 422 | 1,190 | 104 |
| San Diego | 2,199 | 26,086 | 7,060 | 10,985 | 2,903 | 3,099 | 84 | 48 | 4 |
| Tucson | 3,691 | 38,657 | 12,328 | 397,090 | 331 | 20,963 | 93 | 750 | 72 |
| Yuma | 859 | 12,847 | 10,139 | 30,181 | 261 | 2,367 | 33 | 6 | 2 |
| Southwest Border Sectors Total** | 16,605 | 303,916 | 175,978 | 857,888 | 6,174 | 59,805 | 774 | 3,221 | 294 |
| Nationwide Total*** | 19,437 | 310,531 | 180,077 | 861,231 | 9,346 | 60,498 | 786 | 3,221 | 294 |

* Agent staffing statistics depict FY17 on-board personnel data as of 9/30/2017

** Southwest Border Sectors staffing statistics include: Big Bend, Del Rio, El Centro, El Paso, Laredo, Rio Grande Valley, San Diego, Tucson, Yuma, and the Special Operations Group.

*** Nationwide staffing statistics include: All on-board Border Patrol agents in CBP

**** Rescue and Death statistics are not tracked for Northern and Coastal Border Sectors.



United States Border Patrol

Juvenile (0-17 Years Old) and Adult Apprehensions - Fiscal Year 2017 (Oct. 1st through Sept. 30th)

| SECTOR | Accompanied Juveniles | Unaccompanied Juveniles | Total Juveniles | Total Adults | Total Apprehensions |
|---|-----------------------|-------------------------|-----------------|----------------|---------------------|
| Miami | 19 | 42 | 61 | 2,219 | 2,280 |
| New Orleans | 1 | 22 | 23 | 897 | 920 |
| Ramey | 7 | 1 | 8 | 380 | 388 |
| Coastal Border Sectors Total | 27 | 65 | 92 | 3,496 | 3,588 |
| Blaine | 29 | 7 | 36 | 252 | 288 |
| Buffalo | 3 | 3 | 6 | 441 | 447 |
| Detroit | 5 | 11 | 16 | 1,054 | 1,070 |
| Grand Forks | 5 | 4 | 9 | 487 | 496 |
| Havre | 1 | 3 | 4 | 35 | 39 |
| Houlton | 1 | 8 | 9 | 21 | 30 |
| Spokane | 3 | 0 | 3 | 205 | 208 |
| Swanton | 18 | 10 | 28 | 421 | 449 |
| Northern Border Sectors Total | 65 | 46 | 111 | 2,916 | 3,027 |
| Big Bend <i>(formerly Marfa)</i> | 506 | 811 | 1,317 | 4,685 | 6,002 |
| Del Rio | 1,348 | 1,349 | 2,697 | 10,779 | 13,476 |
| El Centro | 968 | 1,531 | 2,499 | 16,134 | 18,633 |
| El Paso | 4,642 | 3,926 | 8,568 | 16,625 | 25,193 |
| Laredo | 477 | 2,033 | 2,510 | 22,950 | 25,460 |
| Rio Grande Valley <i>(formerly McAllen)</i> | 27,222 | 23,708 | 50,930 | 86,632 | 137,562 |
| San Diego | 1,639 | 1,551 | 3,190 | 22,896 | 26,086 |
| Tucson | 1,088 | 3,659 | 4,747 | 33,910 | 38,657 |
| Yuma | 3,241 | 2,867 | 6,108 | 6,739 | 12,847 |
| Southwest Border Sectors Total | 41,131 | 41,435 | 82,566 | 221,350 | 303,916 |
| Nationwide Total | 41,223 | 41,546 | 82,769 | 227,762 | 310,531 |



United States Border Patrol

Apprehensions by Gender - Fiscal Year 2017 (Oct. 1st through Sept. 30th)

| SECTOR | Female | Male | Total Apprehensions |
|---|---------------|----------------|---------------------|
| Miami | 219 | 2,061 | 2,280 |
| New Orleans | 92 | 828 | 920 |
| Ramey | 65 | 323 | 388 |
| Coastal Border Sectors Total | 376 | 3,212 | 3,588 |
| Blaine | 97 | 191 | 288 |
| Buffalo | 69 | 378 | 447 |
| Detroit | 78 | 992 | 1,070 |
| Grand Forks | 56 | 440 | 496 |
| Havre | 13 | 26 | 39 |
| Houlton | 17 | 13 | 30 |
| Spokane | 17 | 191 | 208 |
| Swanton | 106 | 343 | 449 |
| Northern Border Sectors Total | 453 | 2,574 | 3,027 |
| Big Bend <i>(formerly Marfa)</i> | 985 | 5,017 | 6,002 |
| Del Rio | 2,622 | 10,854 | 13,476 |
| El Centro | 2,791 | 15,842 | 18,633 |
| El Paso | 7,364 | 17,829 | 25,193 |
| Laredo | 3,651 | 21,809 | 25,460 |
| Rio Grande Valley <i>(formerly McAllen)</i> | 50,306 | 87,256 | 137,562 |
| San Diego | 4,117 | 21,969 | 26,086 |
| Tucson | 4,693 | 33,964 | 38,657 |
| Yuma | 4,328 | 8,519 | 12,847 |
| Southwest Border Sectors Total | 80,857 | 223,059 | 303,916 |
| Nationwide Total | 81,686 | 228,845 | 310,531 |



United States Border Patrol

Apprehensions / Seizure Statistics - Fiscal Year 2017 (Oct. 1st through Sept. 30th)

| Apprehension/Seizure Type | Coastal Border Sectors | Northern Border Sectors | Southwest Border Sectors | Nationwide Total |
|----------------------------------|------------------------|-------------------------|--------------------------|------------------|
| Apprehensions | 3,588 | 3,027 | 303,916 | 310,531 |
| Other Than Mexican Apprehensions | 2,561 | 1,538 | 175,978 | 180,077 |
| Marijuana (pounds) | 2,277 | 1,066 | 857,888 | 861,231 |
| Cocaine (pounds) | 3,169 | 3 | 6,174 | 9,346 |
| Heroin (ounces) | 0 | 62 | 15,182 | 15,244 |
| Methamphetamine (pounds) | 23 | 32 | 10,273 | 10,328 |
| Ecstasy (pounds) | 0 | 0 | 1 | 1 |
| Other Drugs* (pounds) | 0 | 14 | 554 | 568 |
| Marijuana Seizures | 113 | 255 | 9,371 | 9,739 |
| Cocaine Seizures | 33 | 46 | 463 | 542 |
| Heroin Seizures | 0 | 29 | 219 | 248 |
| Methamphetamine Seizures | 2 | 68 | 809 | 879 |
| Ecstasy Seizures | 1 | 2 | 48 | 51 |
| Other Drugs* Seizures | 6 | 99 | 735 | 840 |
| Conveyances | 86 | 79 | 7,388 | 7,553 |
| Firearms | 9 | 45 | 369 | 423 |
| Ammunition (rounds) | 217 | 384 | 13,938 | 14,539 |
| Currency (value) | \$325,129 | \$374,282 | \$5,169,593 | \$5,869,004 |

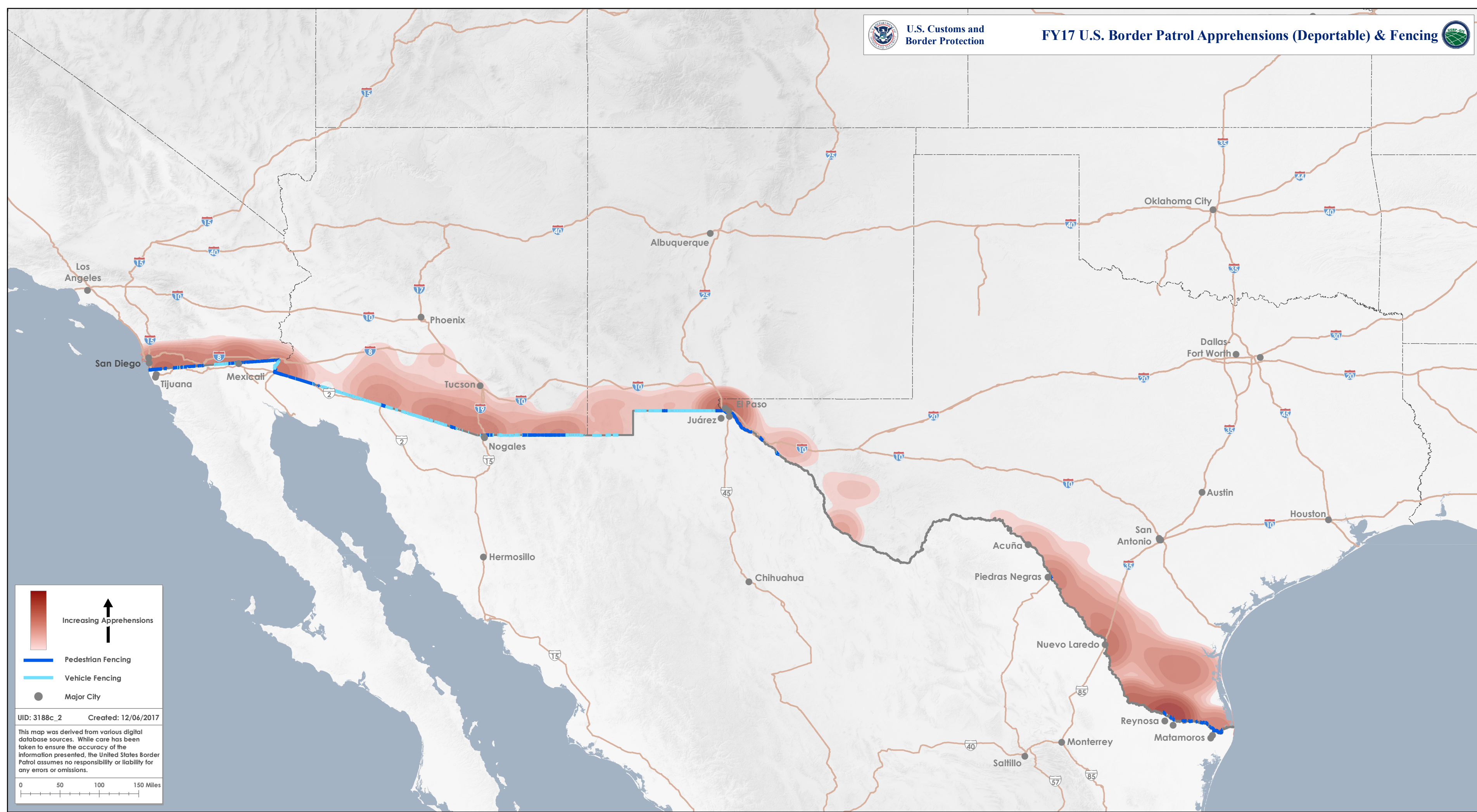
***Other Drugs include:** All USBP drug seizures excluding marijuana, cocaine, heroin, methamphetamine, and ecstasy (MDMA).

Coastal Border Sectors include: Miami, New Orleans, and Ramey, Puerto Rico.

Northern Border Sectors include: Blaine, Buffalo, Detroit, Grand Forks, Havre, Houlton, Spokane and Swanton.

Southwest Border Sectors include: Big Bend, Del Rio, El Centro, El Paso, Laredo, Rio Grande Valley, San Diego, Tucson, and Yuma.

Drug quantities are rounded to the nearest whole number



Increasing Apprehensions

Pedestrian Fencing

Vehicle Fencing

Major City

UID: 3188c_2

Created: 12/06/2017

This map was derived from various digital database sources. While care has been taken to ensure the accuracy of the information presented, the United States Border Patrol assumes no responsibility or liability for any errors or omissions.

0

50

100

150 Miles



United States Border Patrol

Total Family Unit* Apprehensions By Month - FY 2013

| SECTOR | October | November | December | January | February | March | April | May | June | July | August | September | Yearly Total |
|---|---------|----------|----------|---------|----------|-------|-------|-------|-------|-------|--------|-----------|--------------|
| Miami | 12 | 1 | 2 | 6 | 0 | 1 | 1 | 5 | 6 | 5 | 2 | 2 | 43 |
| New Orleans | 7 | 2 | 4 | 0 | 0 | 0 | 0 | 0 | 0 | 0 | 2 | 3 | 18 |
| Ramey | 2 | 0 | 0 | 0 | 1 | 1 | 0 | 0 | 0 | 0 | 1 | 1 | 6 |
| Blaine | 0 | 1 | 3 | 2 | 3 | 2 | 3 | 1 | 1 | 8 | 4 | 2 | 30 |
| Buffalo | 1 | 0 | 0 | 0 | 4 | 0 | 0 | 1 | 0 | 10 | 2 | 1 | 19 |
| Detroit | 0 | 0 | 1 | 0 | 0 | 0 | 0 | 0 | 0 | 2 | 2 | 1 | 6 |
| Grand Forks | 0 | 0 | 2 | 0 | 0 | 1 | 1 | 0 | 0 | 0 | 0 | 0 | 4 |
| Havre | 2 | 0 | 0 | 0 | 0 | 0 | 0 | 0 | 0 | 0 | 0 | 0 | 2 |
| Houlton | 0 | 0 | 0 | 0 | 0 | 0 | 0 | 0 | 0 | 0 | 0 | 0 | 0 |
| Spokane | 9 | 0 | 0 | 0 | 0 | 0 | 0 | 0 | 0 | 1 | 0 | 0 | 10 |
| Swanton | 5 | 3 | 1 | 0 | 0 | 5 | 2 | 13 | 3 | 13 | 5 | 13 | 63 |
| Big Bend (formerly Marfa) | 16 | 10 | 9 | 11 | 9 | 3 | 11 | 8 | 3 | 10 | 7 | 5 | 102 |
| Del Rio | 17 | 26 | 34 | 16 | 34 | 37 | 50 | 55 | 85 | 98 | 139 | 120 | 711 |
| El Centro | 36 | 33 | 23 | 34 | 19 | 38 | 54 | 43 | 29 | 18 | 20 | 18 | 365 |
| El Paso | 29 | 26 | 30 | 18 | 24 | 30 | 26 | 44 | 17 | 15 | 31 | 8 | 298 |
| Laredo | 105 | 114 | 101 | 110 | 98 | 178 | 139 | 155 | 110 | 211 | 193 | 174 | 1,688 |
| Rio Grande Valley (formerly McAllen) | 266 | 278 | 231 | 236 | 310 | 484 | 606 | 637 | 698 | 1,016 | 1,240 | 1,263 | 7,265 |
| San Diego | 88 | 86 | 110 | 153 | 155 | 177 | 160 | 131 | 119 | 126 | 119 | 152 | 1,576 |
| Tucson | 211 | 178 | 183 | 245 | 265 | 336 | 310 | 224 | 178 | 151 | 155 | 194 | 2,630 |
| Yuma | 31 | 25 | 25 | 24 | 9 | 27 | 28 | 18 | 11 | 6 | 3 | 13 | 220 |
| Coastal Border | 21 | 3 | 6 | 6 | 1 | 2 | 1 | 5 | 6 | 5 | 5 | 6 | 67 |
| Northern Border | 17 | 4 | 7 | 2 | 7 | 8 | 6 | 15 | 4 | 34 | 13 | 17 | 134 |
| Southwest Border | 799 | 776 | 746 | 847 | 923 | 1,310 | 1,384 | 1,315 | 1,250 | 1,651 | 1,907 | 1,947 | 14,855 |
| Monthly Total | 837 | 783 | 759 | 855 | 931 | 1,320 | 1,391 | 1,335 | 1,260 | 1,690 | 1,925 | 1,970 | 15,056 |

*Represents the number of individuals (either a child under 18 years old, parent or legal guardian) apprehended with a family member by the U.S. Border Patrol



United States Border Patrol

Total Family Unit* Apprehensions By Month - FY 2014

| SECTOR | October | November | December | January | February | March | April | May | June | July | August | September | Yearly Total |
|---|---------|----------|----------|---------|----------|-------|-------|--------|--------|-------|--------|-----------|--------------|
| Miami | 4 | 2 | 4 | 17 | 16 | 5 | 1 | 0 | 12 | 5 | 8 | 13 | 87 |
| New Orleans | 0 | 1 | 0 | 6 | 4 | 1 | 9 | 2 | 9 | 2 | 1 | 1 | 36 |
| Ramey | 0 | 1 | 0 | 0 | 0 | 0 | 0 | 0 | 0 | 0 | 1 | 0 | 2 |
| Blaine | 0 | 0 | 0 | 3 | 1 | 0 | 3 | 6 | 0 | 2 | 1 | 0 | 16 |
| Buffalo | 0 | 0 | 0 | 1 | 0 | 2 | 2 | 0 | 0 | 2 | 4 | 1 | 12 |
| Detroit | 0 | 1 | 0 | 0 | 0 | 1 | 2 | 2 | 2 | 0 | 0 | 0 | 8 |
| Grand Forks | 1 | 3 | 0 | 1 | 2 | 1 | 1 | 0 | 0 | 0 | 3 | 2 | 14 |
| Havre | 0 | 0 | 0 | 0 | 0 | 0 | 0 | 0 | 0 | 0 | 0 | 0 | 0 |
| Houlton | 0 | 0 | 0 | 0 | 0 | 0 | 0 | 0 | 0 | 0 | 2 | 0 | 2 |
| Spokane | 0 | 0 | 0 | 0 | 0 | 0 | 1 | 2 | 2 | 0 | 0 | 0 | 5 |
| Swanton | 1 | 0 | 12 | 2 | 0 | 1 | 6 | 4 | 2 | 20 | 2 | 7 | 57 |
| Big Bend (formerly Marfa) | 4 | 1 | 8 | 12 | 11 | 3 | 7 | 8 | 28 | 58 | 25 | 11 | 176 |
| Del Rio | 150 | 172 | 185 | 179 | 311 | 521 | 467 | 1,080 | 1,134 | 466 | 173 | 112 | 4,950 |
| El Centro | 37 | 21 | 51 | 50 | 36 | 25 | 48 | 59 | 105 | 119 | 41 | 38 | 630 |
| El Paso | 23 | 30 | 29 | 26 | 49 | 44 | 45 | 60 | 113 | 72 | 39 | 32 | 562 |
| Laredo | 164 | 176 | 255 | 171 | 262 | 351 | 315 | 554 | 739 | 316 | 183 | 105 | 3,591 |
| Rio Grande Valley (formerly McAllen) | 1,472 | 1,953 | 2,264 | 1,509 | 2,246 | 4,306 | 5,098 | 10,145 | 13,370 | 5,792 | 2,467 | 1,704 | 52,326 |
| San Diego | 171 | 129 | 130 | 149 | 106 | 187 | 146 | 175 | 168 | 119 | 137 | 106 | 1,723 |
| Tucson | 375 | 294 | 373 | 166 | 185 | 235 | 320 | 576 | 592 | 376 | 176 | 144 | 3,812 |
| Yuma | 18 | 10 | 16 | 24 | 75 | 80 | 65 | 115 | 81 | 87 | 55 | 49 | 675 |
| Coastal Border | 4 | 4 | 4 | 23 | 20 | 6 | 10 | 2 | 21 | 7 | 10 | 14 | 125 |
| Northern Border | 2 | 4 | 12 | 7 | 3 | 5 | 15 | 14 | 6 | 24 | 12 | 10 | 114 |
| Southwest Border | 2,414 | 2,786 | 3,311 | 2,286 | 3,281 | 5,752 | 6,511 | 12,772 | 16,330 | 7,405 | 3,296 | 2,301 | 68,445 |
| Monthly Total | 2,420 | 2,794 | 3,327 | 2,316 | 3,304 | 5,763 | 6,536 | 12,788 | 16,357 | 7,436 | 3,318 | 2,325 | 68,684 |

*Represents the number of individuals (either a child under 18 years old, parent or legal guardian) apprehended with a family member by the U.S. Border Patrol



United States Border Patrol

Total Family Unit* Apprehensions By Month - FY 2015

| SECTOR | October | November | December | January | February | March | April | May | June | July | August | September | Yearly Total |
|---|---------|----------|----------|---------|----------|-------|-------|-------|-------|-------|--------|-----------|--------------|
| Miami | 6 | 4 | 17 | 1 | 0 | 1 | 6 | 4 | 10 | 5 | 30 | 14 | 98 |
| New Orleans | 3 | 3 | 8 | 1 | 3 | 0 | 0 | 1 | 2 | 1 | 3 | 0 | 25 |
| Ramey | 0 | 0 | 0 | 0 | 0 | 0 | 2 | 0 | 1 | 4 | 0 | 1 | 8 |
| Blaine | 4 | 10 | 1 | 6 | 2 | 0 | 0 | 5 | 6 | 0 | 3 | 0 | 37 |
| Buffalo | 0 | 0 | 0 | 1 | 0 | 1 | 0 | 0 | 1 | 0 | 0 | 0 | 3 |
| Detroit | 0 | 0 | 3 | 0 | 0 | 0 | 0 | 0 | 0 | 0 | 1 | 0 | 4 |
| Grand Forks | 1 | 0 | 0 | 0 | 2 | 0 | 2 | 1 | 2 | 1 | 0 | 0 | 9 |
| Havre | 0 | 0 | 0 | 0 | 0 | 0 | 0 | 0 | 0 | 0 | 0 | 0 | 0 |
| Houlton | 0 | 0 | 0 | 0 | 0 | 0 | 0 | 0 | 0 | 1 | 0 | 0 | 1 |
| Spokane | 0 | 0 | 0 | 0 | 0 | 0 | 0 | 0 | 0 | 0 | 0 | 5 | 5 |
| Swanton | 3 | 2 | 8 | 1 | 1 | 2 | 0 | 0 | 0 | 5 | 2 | 1 | 25 |
| Big Bend (formerly Marfa) | 30 | 15 | 31 | 14 | 25 | 21 | 40 | 60 | 49 | 103 | 192 | 227 | 807 |
| Del Rio | 79 | 83 | 118 | 95 | 72 | 182 | 174 | 269 | 227 | 233 | 322 | 287 | 2,141 |
| El Centro | 16 | 47 | 83 | 22 | 31 | 53 | 76 | 38 | 59 | 76 | 79 | 95 | 675 |
| El Paso | 22 | 27 | 45 | 22 | 19 | 67 | 149 | 118 | 144 | 213 | 185 | 209 | 1,220 |
| Laredo | 136 | 112 | 108 | 104 | 76 | 90 | 87 | 97 | 113 | 126 | 138 | 185 | 1,372 |
| Rio Grande Valley (formerly McAllen) | 1,556 | 1,809 | 1,979 | 1,091 | 1,404 | 1,834 | 2,018 | 2,584 | 2,904 | 3,106 | 3,577 | 3,547 | 27,409 |
| San Diego | 119 | 123 | 185 | 129 | 126 | 176 | 133 | 159 | 102 | 85 | 111 | 102 | 1,550 |
| Tucson | 180 | 164 | 276 | 95 | 225 | 256 | 296 | 333 | 254 | 258 | 265 | 328 | 2,930 |
| Yuma | 24 | 35 | 66 | 50 | 63 | 103 | 114 | 203 | 190 | 303 | 290 | 293 | 1,734 |
| Coastal Border | 9 | 7 | 25 | 2 | 3 | 1 | 8 | 5 | 13 | 10 | 33 | 15 | 131 |
| Northern Border | 8 | 12 | 12 | 8 | 5 | 3 | 2 | 6 | 9 | 7 | 6 | 6 | 84 |
| Southwest Border | 2,162 | 2,415 | 2,891 | 1,622 | 2,041 | 2,782 | 3,087 | 3,861 | 4,042 | 4,503 | 5,159 | 5,273 | 39,838 |
| Monthly Total | 2,179 | 2,434 | 2,928 | 1,632 | 2,049 | 2,786 | 3,097 | 3,872 | 4,064 | 4,520 | 5,198 | 5,294 | 40,053 |

*Represents the number of individuals (either a child under 18 years old, parent or legal guardian) apprehended with a family member by the U.S. Border Patrol



United States Border Patrol

Total Family Unit* Apprehensions By Month - FY 2016

| SECTOR | October | November | December | January | February | March | April | May | June | July | August | September | Yearly Total |
|---|---------|----------|----------|---------|----------|-------|-------|-------|-------|-------|--------|-----------|--------------|
| Miami | 8 | 2 | 12 | 5 | 3 | 8 | 14 | 0 | 3 | 10 | 3 | 10 | 78 |
| New Orleans | 6 | 0 | 0 | 0 | 6 | 2 | 1 | 0 | 2 | 0 | 3 | 0 | 20 |
| Ramey | 0 | 2 | 3 | 0 | 0 | 2 | 3 | 0 | 3 | 4 | 1 | 0 | 18 |
| Blaine | 0 | 0 | 0 | 0 | 0 | 3 | 3 | 2 | 4 | 8 | 5 | 4 | 29 |
| Buffalo | 3 | 0 | 0 | 0 | 0 | 0 | 2 | 0 | 0 | 0 | 0 | 0 | 5 |
| Detroit | 2 | 0 | 0 | 0 | 0 | 0 | 0 | 0 | 0 | 1 | 0 | 0 | 3 |
| Grand Forks | 0 | 0 | 0 | 0 | 0 | 3 | 0 | 0 | 0 | 0 | 0 | 0 | 3 |
| Havre | 0 | 0 | 0 | 0 | 0 | 0 | 0 | 0 | 0 | 0 | 0 | 0 | 0 |
| Houlton | 0 | 0 | 0 | 0 | 0 | 0 | 0 | 0 | 0 | 0 | 0 | 0 | 0 |
| Spokane | 0 | 0 | 0 | 0 | 0 | 0 | 0 | 2 | 0 | 0 | 0 | 0 | 2 |
| Swanton | 3 | 0 | 3 | 2 | 4 | 0 | 0 | 0 | 4 | 0 | 2 | 7 | 25 |
| Big Bend (formerly Marfa) | 240 | 123 | 166 | 53 | 41 | 44 | 29 | 76 | 43 | 47 | 97 | 92 | 1,051 |
| Del Rio | 283 | 314 | 539 | 174 | 188 | 193 | 240 | 397 | 226 | 353 | 293 | 349 | 3,549 |
| El Centro | 89 | 110 | 164 | 42 | 47 | 76 | 120 | 155 | 104 | 180 | 211 | 295 | 1,593 |
| El Paso | 266 | 424 | 751 | 104 | 152 | 226 | 349 | 433 | 473 | 616 | 866 | 1,004 | 5,664 |
| Laredo | 151 | 160 | 190 | 130 | 102 | 155 | 151 | 119 | 103 | 119 | 135 | 125 | 1,640 |
| Rio Grande Valley (formerly McAllen) | 4,172 | 4,356 | 5,809 | 2,020 | 1,890 | 3,051 | 3,851 | 4,568 | 4,568 | 5,038 | 6,341 | 6,342 | 52,006 |
| San Diego | 108 | 134 | 233 | 203 | 194 | 187 | 245 | 200 | 243 | 309 | 372 | 435 | 2,863 |
| Tucson | 303 | 376 | 453 | 166 | 104 | 216 | 174 | 257 | 234 | 280 | 333 | 243 | 3,139 |
| Yuma | 413 | 474 | 668 | 251 | 332 | 303 | 461 | 578 | 633 | 627 | 705 | 724 | 6,169 |
| Coastal Border | 14 | 4 | 15 | 5 | 9 | 12 | 18 | 0 | 8 | 14 | 7 | 10 | 116 |
| Northern Border | 8 | 0 | 3 | 2 | 4 | 6 | 5 | 4 | 8 | 9 | 7 | 11 | 67 |
| Southwest Border | 6,025 | 6,471 | 8,973 | 3,143 | 3,050 | 4,451 | 5,620 | 6,783 | 6,627 | 7,569 | 9,353 | 9,609 | 77,674 |
| Monthly Total | 6,047 | 6,475 | 8,991 | 3,150 | 3,063 | 4,469 | 5,643 | 6,787 | 6,643 | 7,592 | 9,367 | 9,630 | 77,857 |

*Represents the number of individuals (either a child under 18 years old, parent or legal guardian) apprehended with a family member by the U.S. Border Patrol



United States Border Patrol

Total Family Unit* Apprehensions By Month - FY 2017

| SECTOR | October | November | December | January | February | March | April | May | June | July | August | September | Yearly Total |
|---|---------|----------|----------|---------|----------|-------|-------|-------|-------|-------|--------|-----------|--------------|
| Miami | 0 | 10 | 12 | 0 | 0 | 0 | 2 | 4 | 0 | 2 | 0 | 2 | 32 |
| New Orleans | 0 | 0 | 0 | 0 | 0 | 0 | 0 | 0 | 0 | 2 | 0 | 0 | 2 |
| Ramey | 2 | 0 | 11 | 2 | 0 | 0 | 0 | 0 | 0 | 0 | 0 | 0 | 15 |
| Blaine | 12 | 13 | 9 | 6 | 7 | 4 | 0 | 0 | 2 | 4 | 4 | 0 | 61 |
| Buffalo | 0 | 0 | 0 | 0 | 0 | 2 | 0 | 0 | 3 | 0 | 0 | 0 | 5 |
| Detroit | 0 | 0 | 0 | 0 | 0 | 2 | 2 | 0 | 5 | 0 | 0 | 0 | 9 |
| Grand Forks | 0 | 0 | 0 | 2 | 6 | 0 | 0 | 0 | 0 | 2 | 0 | 0 | 10 |
| Havre | 0 | 0 | 0 | 0 | 0 | 0 | 2 | 0 | 0 | 0 | 0 | 0 | 2 |
| Houlton | 0 | 0 | 0 | 0 | 0 | 0 | 0 | 0 | 0 | 0 | 2 | 0 | 2 |
| Spokane | 0 | 0 | 0 | 0 | 0 | 0 | 0 | 0 | 5 | 0 | 0 | 0 | 5 |
| Swanton | 0 | 0 | 0 | 0 | 9 | 8 | 0 | 3 | 2 | 5 | 10 | 0 | 37 |
| Big Bend (formerly Marfa) | 138 | 169 | 127 | 93 | 21 | 22 | 36 | 63 | 43 | 93 | 67 | 69 | 941 |
| Del Rio | 427 | 429 | 568 | 217 | 180 | 80 | 23 | 67 | 86 | 126 | 160 | 90 | 2,453 |
| El Centro | 278 | 333 | 375 | 255 | 74 | 18 | 32 | 28 | 56 | 80 | 150 | 119 | 1,798 |
| El Paso | 1,482 | 1,734 | 1,984 | 1,255 | 437 | 178 | 165 | 166 | 289 | 231 | 402 | 286 | 8,609 |
| Laredo | 133 | 175 | 153 | 88 | 58 | 27 | 31 | 32 | 25 | 45 | 49 | 49 | 865 |
| Rio Grande Valley (formerly McAllen) | 8,718 | 10,708 | 10,863 | 6,327 | 2,003 | 646 | 674 | 973 | 1,435 | 2,098 | 2,815 | 2,636 | 49,896 |
| San Diego | 435 | 547 | 662 | 403 | 160 | 86 | 83 | 87 | 83 | 94 | 142 | 162 | 2,944 |
| Tucson | 356 | 360 | 472 | 183 | 61 | 31 | 17 | 28 | 92 | 155 | 152 | 135 | 2,042 |
| Yuma | 1,148 | 1,133 | 935 | 479 | 129 | 38 | 57 | 136 | 213 | 467 | 694 | 645 | 6,074 |
| Coastal Border | 2 | 10 | 23 | 2 | 0 | 0 | 2 | 4 | 0 | 4 | 0 | 2 | 49 |
| Northern Border | 12 | 13 | 9 | 8 | 22 | 16 | 4 | 3 | 17 | 11 | 16 | 0 | 131 |
| Southwest Border | 13,115 | 15,588 | 16,139 | 9,300 | 3,123 | 1,126 | 1,118 | 1,580 | 2,322 | 3,389 | 4,631 | 4,191 | 75,622 |
| Monthly Total | 13,129 | 15,611 | 16,171 | 9,310 | 3,145 | 1,142 | 1,124 | 1,587 | 2,339 | 3,404 | 4,647 | 4,193 | 75,802 |

*Represents the number of individuals (either a child under 18 years old, parent or legal guardian) apprehended with a family member by the U.S. Border Patrol



United States Border Patrol

Total Unaccompanied Alien Children (0-17 Years Old) Apprehensions By Month - FY 2010

| SECTOR | October | November | December | January | February | March | April | May | June | July | August | September | Yearly Total |
|---|---------|----------|----------|---------|----------|-------|-------|-------|-------|-------|--------|-----------|--------------|
| Miami | 4 | 2 | 4 | 2 | 3 | 4 | 6 | 7 | 11 | 4 | 6 | 4 | 57 |
| New Orleans | 3 | 1 | 2 | 3 | 1 | 4 | 1 | 4 | 3 | 0 | 3 | 3 | 28 |
| Ramey | 4 | 0 | 0 | 0 | 0 | 0 | 0 | 0 | 0 | 0 | 0 | 0 | 4 |
| Blaine | 2 | 1 | 0 | 1 | 3 | 1 | 0 | 0 | 0 | 4 | 2 | 0 | 14 |
| Buffalo | 6 | 1 | 5 | 2 | 4 | 7 | 3 | 6 | 5 | 0 | 4 | 3 | 46 |
| Detroit | 2 | 3 | 3 | 2 | 4 | 1 | 6 | 3 | 3 | 1 | 2 | 3 | 33 |
| Grand Forks | 0 | 0 | 0 | 0 | 0 | 3 | 1 | 4 | 0 | 1 | 2 | 3 | 14 |
| Havre | 0 | 2 | 0 | 0 | 0 | 0 | 0 | 0 | 0 | 0 | 1 | 0 | 3 |
| Houlton | 0 | 0 | 0 | 0 | 0 | 0 | 0 | 0 | 0 | 0 | 0 | 0 | 0 |
| Spokane | 0 | 0 | 0 | 0 | 0 | 0 | 0 | 0 | 1 | 0 | 1 | 0 | 2 |
| Swanton | 0 | 0 | 0 | 0 | 0 | 0 | 1 | 2 | 0 | 4 | 2 | 1 | 10 |
| Big Bend (formerly Marfa) | 16 | 8 | 9 | 18 | 22 | 22 | 27 | 25 | 13 | 8 | 11 | 18 | 197 |
| Del Rio | 80 | 80 | 54 | 87 | 106 | 129 | 114 | 123 | 75 | 40 | 58 | 68 | 1,014 |
| El Centro | 28 | 46 | 27 | 36 | 52 | 64 | 43 | 29 | 28 | 35 | 29 | 31 | 448 |
| El Paso | 83 | 77 | 64 | 105 | 102 | 118 | 111 | 78 | 90 | 56 | 76 | 51 | 1,011 |
| Laredo | 103 | 76 | 88 | 103 | 103 | 205 | 209 | 184 | 148 | 101 | 148 | 102 | 1,570 |
| Rio Grande Valley (formerly McAllen) | 346 | 257 | 235 | 273 | 409 | 580 | 537 | 646 | 531 | 340 | 474 | 349 | 4,977 |
| San Diego | 88 | 61 | 64 | 87 | 118 | 155 | 101 | 88 | 79 | 54 | 40 | 45 | 980 |
| Tucson | 767 | 546 | 433 | 571 | 752 | 1,066 | 879 | 844 | 660 | 523 | 501 | 456 | 7,998 |
| Yuma | 22 | 20 | 24 | 25 | 31 | 25 | 18 | 11 | 11 | 10 | 13 | 6 | 216 |
| Coastal Border | 11 | 3 | 6 | 5 | 4 | 8 | 7 | 11 | 14 | 4 | 9 | 7 | 89 |
| Northern Border | 10 | 7 | 8 | 5 | 11 | 12 | 11 | 15 | 9 | 10 | 14 | 10 | 122 |
| Southwest Border | 1,533 | 1,171 | 998 | 1,305 | 1,695 | 2,364 | 2,039 | 2,028 | 1,635 | 1,167 | 1,350 | 1,126 | 18,411 |
| Monthly Total | 1,554 | 1,181 | 1,012 | 1,315 | 1,710 | 2,384 | 2,057 | 2,054 | 1,658 | 1,181 | 1,373 | 1,143 | 18,622 |



United States Border Patrol

Total Unaccompanied Alien Children (0-17 Years Old) Apprehensions By Month - FY 2011

| SECTOR | October | November | December | January | February | March | April | May | June | July | August | September | Yearly Total |
|---|---------|----------|----------|---------|----------|-------|-------|-------|-------|-------|--------|-----------|--------------|
| Miami | 1 | 2 | 2 | 9 | 2 | 3 | 1 | 2 | 0 | 3 | 1 | 1 | 27 |
| New Orleans | 5 | 1 | 2 | 1 | 0 | 0 | 0 | 2 | 1 | 0 | 1 | 1 | 14 |
| Ramey | 0 | 0 | 0 | 0 | 0 | 0 | 0 | 0 | 0 | 0 | 1 | 0 | 1 |
| Blaine | 2 | 0 | 0 | 1 | 0 | 3 | 0 | 1 | 0 | 0 | 1 | 0 | 8 |
| Buffalo | 3 | 2 | 3 | 2 | 2 | 0 | 1 | 3 | 3 | 2 | 2 | 2 | 25 |
| Detroit | 4 | 1 | 0 | 3 | 4 | 0 | 1 | 1 | 0 | 1 | 1 | 5 | 21 |
| Grand Forks | 0 | 1 | 0 | 0 | 0 | 2 | 0 | 3 | 0 | 1 | 0 | 0 | 7 |
| Havre | 2 | 0 | 0 | 0 | 0 | 0 | 0 | 0 | 0 | 1 | 0 | 0 | 3 |
| Houlton | 0 | 0 | 0 | 0 | 0 | 0 | 0 | 0 | 0 | 0 | 0 | 0 | 0 |
| Spokane | 0 | 0 | 0 | 0 | 0 | 0 | 0 | 1 | 2 | 0 | 0 | 0 | 3 |
| Swanton | 0 | 0 | 0 | 4 | 0 | 0 | 1 | 0 | 0 | 4 | 0 | 0 | 9 |
| Big Bend (formerly Marfa) | 16 | 16 | 7 | 10 | 12 | 23 | 21 | 15 | 17 | 15 | 20 | 17 | 189 |
| Del Rio | 63 | 63 | 61 | 60 | 115 | 147 | 128 | 86 | 95 | 87 | 96 | 112 | 1,113 |
| El Centro | 31 | 24 | 25 | 38 | 28 | 58 | 59 | 31 | 36 | 35 | 39 | 53 | 457 |
| El Paso | 43 | 51 | 65 | 59 | 54 | 90 | 84 | 53 | 51 | 48 | 59 | 40 | 697 |
| Laredo | 91 | 91 | 76 | 95 | 113 | 179 | 175 | 162 | 161 | 132 | 156 | 177 | 1,608 |
| Rio Grande Valley (formerly McAllen) | 297 | 315 | 338 | 268 | 387 | 586 | 589 | 500 | 459 | 514 | 514 | 469 | 5,236 |
| San Diego | 48 | 33 | 33 | 32 | 54 | 58 | 64 | 48 | 51 | 45 | 47 | 36 | 549 |
| Tucson | 496 | 486 | 394 | 482 | 525 | 777 | 587 | 514 | 430 | 365 | 419 | 403 | 5,878 |
| Yuma | 12 | 13 | 12 | 29 | 22 | 38 | 11 | 26 | 13 | 12 | 10 | 24 | 222 |
| Coastal Border | 6 | 3 | 4 | 10 | 2 | 3 | 1 | 4 | 1 | 3 | 3 | 2 | 42 |
| Northern Border | 11 | 4 | 3 | 10 | 6 | 5 | 3 | 9 | 5 | 9 | 4 | 7 | 76 |
| Southwest Border | 1,097 | 1,092 | 1,011 | 1,073 | 1,310 | 1,956 | 1,718 | 1,435 | 1,313 | 1,253 | 1,360 | 1,331 | 15,949 |
| Monthly Total | 1,114 | 1,099 | 1,018 | 1,093 | 1,318 | 1,964 | 1,722 | 1,448 | 1,319 | 1,265 | 1,367 | 1,340 | 16,067 |



United States Border Patrol

Total Unaccompanied Alien Children (0-17 Years Old) Apprehensions By Month - FY 2012

| SECTOR | October | November | December | January | February | March | April | May | June | July | August | September | Yearly Total |
|---|---------|----------|----------|---------|----------|-------|-------|-------|-------|-------|--------|-----------|--------------|
| Miami | 3 | 2 | 0 | 1 | 2 | 1 | 0 | 2 | 2 | 3 | 0 | 2 | 18 |
| New Orleans | 0 | 0 | 0 | 0 | 1 | 0 | 0 | 0 | 0 | 0 | 1 | 3 | 5 |
| Ramey | 1 | 0 | 0 | 1 | 0 | 0 | 0 | 2 | 1 | 0 | 0 | 0 | 5 |
| Blaine | 0 | 0 | 1 | 2 | 0 | 3 | 0 | 0 | 1 | 1 | 1 | 3 | 12 |
| Buffalo | 0 | 3 | 1 | 1 | 2 | 0 | 2 | 1 | 0 | 6 | 0 | 2 | 18 |
| Detroit | 2 | 2 | 0 | 0 | 1 | 1 | 2 | 0 | 0 | 1 | 1 | 0 | 10 |
| Grand Forks | 0 | 0 | 0 | 0 | 0 | 0 | 0 | 1 | 0 | 1 | 0 | 0 | 2 |
| Havre | 0 | 0 | 0 | 0 | 0 | 0 | 0 | 0 | 0 | 0 | 0 | 0 | 0 |
| Houlton | 0 | 0 | 0 | 0 | 0 | 0 | 0 | 0 | 1 | 0 | 0 | 0 | 1 |
| Spokane | 0 | 0 | 0 | 0 | 0 | 0 | 1 | 0 | 0 | 0 | 1 | 0 | 2 |
| Swanton | 0 | 0 | 1 | 2 | 0 | 0 | 0 | 0 | 0 | 0 | 0 | 2 | 5 |
| Big Bend (formerly Marfa) | 9 | 20 | 18 | 22 | 17 | 20 | 20 | 11 | 4 | 15 | 10 | 2 | 168 |
| Del Rio | 103 | 94 | 88 | 77 | 120 | 182 | 217 | 179 | 168 | 137 | 128 | 125 | 1,618 |
| El Centro | 43 | 39 | 12 | 31 | 48 | 62 | 50 | 58 | 64 | 35 | 34 | 22 | 498 |
| El Paso | 39 | 41 | 36 | 46 | 57 | 81 | 49 | 59 | 55 | 77 | 73 | 46 | 659 |
| Laredo | 147 | 179 | 135 | 195 | 223 | 286 | 241 | 241 | 221 | 243 | 308 | 239 | 2,658 |
| Rio Grande Valley (formerly McAllen) | 596 | 573 | 448 | 541 | 742 | 1,092 | 1,233 | 1,209 | 1,025 | 1,048 | 1,228 | 1,024 | 10,759 |
| San Diego | 33 | 36 | 29 | 34 | 29 | 68 | 47 | 57 | 41 | 54 | 24 | 72 | 524 |
| Tucson | 472 | 447 | 462 | 642 | 797 | 933 | 821 | 708 | 486 | 489 | 474 | 508 | 7,239 |
| Yuma | 23 | 17 | 31 | 47 | 44 | 31 | 25 | 19 | 7 | 20 | 10 | 6 | 280 |
| Coastal Border | 4 | 2 | 0 | 2 | 3 | 1 | 0 | 4 | 3 | 3 | 1 | 5 | 28 |
| Northern Border | 2 | 5 | 3 | 5 | 3 | 4 | 5 | 2 | 2 | 9 | 3 | 7 | 50 |
| Southwest Border | 1,465 | 1,446 | 1,259 | 1,635 | 2,077 | 2,755 | 2,703 | 2,541 | 2,071 | 2,118 | 2,289 | 2,044 | 24,403 |
| Monthly Total | 1,471 | 1,453 | 1,262 | 1,642 | 2,083 | 2,760 | 2,708 | 2,547 | 2,076 | 2,130 | 2,293 | 2,056 | 24,481 |



United States Border Patrol

Total Unaccompanied Alien Children (0-17 Years Old) Apprehensions By Month - FY 2013

| SECTOR | October | November | December | January | February | March | April | May | June | July | August | September | Yearly Total |
|---|---------|----------|----------|---------|----------|-------|-------|-------|-------|-------|--------|-----------|--------------|
| Miami | 7 | 2 | 0 | 1 | 1 | 0 | 1 | 2 | 3 | 0 | 9 | 2 | 28 |
| New Orleans | 2 | 1 | 0 | 3 | 1 | 0 | 1 | 0 | 0 | 0 | 2 | 1 | 11 |
| Ramey | 0 | 1 | 0 | 0 | 0 | 2 | 0 | 0 | 2 | 0 | 0 | 0 | 5 |
| Blaine | 1 | 1 | 1 | 2 | 1 | 1 | 0 | 1 | 0 | 0 | 0 | 0 | 8 |
| Buffalo | 0 | 0 | 0 | 3 | 0 | 0 | 1 | 0 | 0 | 1 | 0 | 0 | 5 |
| Detroit | 0 | 0 | 1 | 0 | 0 | 0 | 0 | 0 | 0 | 3 | 2 | 0 | 6 |
| Grand Forks | 1 | 0 | 0 | 1 | 0 | 0 | 0 | 1 | 0 | 0 | 1 | 0 | 4 |
| Havre | 0 | 0 | 0 | 0 | 0 | 0 | 0 | 0 | 0 | 0 | 0 | 0 | 0 |
| Houlton | 0 | 0 | 0 | 0 | 0 | 0 | 0 | 0 | 0 | 0 | 0 | 0 | 0 |
| Spokane | 0 | 0 | 0 | 0 | 0 | 1 | 0 | 0 | 2 | 0 | 0 | 0 | 3 |
| Swanton | 0 | 2 | 0 | 0 | 0 | 0 | 0 | 0 | 0 | 2 | 0 | 0 | 4 |
| Big Bend (formerly Marfa) | 15 | 5 | 9 | 17 | 8 | 13 | 17 | 15 | 6 | 11 | 6 | 3 | 125 |
| Del Rio | 189 | 142 | 103 | 143 | 201 | 208 | 231 | 180 | 136 | 220 | 190 | 192 | 2,135 |
| El Centro | 35 | 45 | 27 | 24 | 33 | 61 | 41 | 38 | 38 | 31 | 23 | 38 | 434 |
| El Paso | 84 | 62 | 56 | 56 | 56 | 59 | 89 | 72 | 50 | 52 | 57 | 51 | 744 |
| Laredo | 263 | 253 | 222 | 234 | 333 | 438 | 354 | 401 | 318 | 391 | 296 | 292 | 3,795 |
| Rio Grande Valley (formerly McAllen) | 1,067 | 1,106 | 978 | 945 | 1,385 | 2,206 | 2,420 | 2,378 | 2,080 | 2,255 | 2,427 | 2,306 | 21,553 |
| San Diego | 43 | 33 | 31 | 55 | 65 | 64 | 68 | 57 | 55 | 75 | 43 | 67 | 656 |
| Tucson | 620 | 733 | 764 | 758 | 887 | 1,041 | 949 | 818 | 684 | 559 | 667 | 590 | 9,070 |
| Yuma | 17 | 13 | 28 | 28 | 18 | 30 | 37 | 26 | 17 | 13 | 9 | 11 | 247 |
| Coastal Border | 9 | 4 | 0 | 4 | 2 | 2 | 2 | 2 | 5 | 0 | 11 | 3 | 44 |
| Northern Border | 2 | 3 | 2 | 6 | 1 | 2 | 1 | 2 | 2 | 6 | 3 | 0 | 30 |
| Southwest Border | 2,333 | 2,392 | 2,218 | 2,260 | 2,986 | 4,120 | 4,206 | 3,985 | 3,384 | 3,607 | 3,718 | 3,550 | 38,759 |
| Monthly Total | 2,344 | 2,399 | 2,220 | 2,270 | 2,989 | 4,124 | 4,209 | 3,989 | 3,391 | 3,613 | 3,732 | 3,553 | 38,833 |



United States Border Patrol

Total Unaccompanied Alien Children (0-17 Years Old) Apprehensions By Month - FY 2014

| SECTOR | October | November | December | January | February | March | April | May | June | July | August | September | Yearly Total |
|---|---------|----------|----------|---------|----------|-------|-------|--------|--------|-------|--------|-----------|--------------|
| Miami | 3 | 2 | 0 | 3 | 0 | 0 | 3 | 2 | 4 | 3 | 7 | 1 | 28 |
| New Orleans | 1 | 3 | 4 | 1 | 3 | 1 | 2 | 1 | 0 | 4 | 0 | 1 | 21 |
| Ramey | 3 | 0 | 0 | 0 | 0 | 2 | 0 | 2 | 4 | 4 | 0 | 1 | 16 |
| Blaine | 1 | 0 | 0 | 1 | 0 | 0 | 0 | 0 | 1 | 0 | 0 | 0 | 3 |
| Buffalo | 0 | 0 | 1 | 0 | 0 | 1 | 1 | 2 | 1 | 0 | 0 | 1 | 7 |
| Detroit | 0 | 0 | 0 | 0 | 0 | 0 | 0 | 0 | 1 | 0 | 0 | 0 | 1 |
| Grand Forks | 0 | 0 | 0 | 0 | 0 | 1 | 1 | 0 | 0 | 1 | 1 | 0 | 4 |
| Havre | 0 | 0 | 0 | 0 | 0 | 0 | 0 | 0 | 0 | 0 | 0 | 1 | 1 |
| Houlton | 0 | 0 | 0 | 0 | 0 | 0 | 0 | 0 | 0 | 0 | 0 | 0 | 0 |
| Spokane | 0 | 0 | 0 | 0 | 0 | 1 | 0 | 0 | 0 | 1 | 0 | 0 | 2 |
| Swanton | 0 | 1 | 1 | 0 | 0 | 0 | 1 | 0 | 0 | 3 | 0 | 1 | 7 |
| Big Bend (formerly Marfa) | 18 | 10 | 15 | 22 | 24 | 16 | 18 | 25 | 30 | 43 | 23 | 12 | 256 |
| Del Rio | 172 | 221 | 220 | 156 | 267 | 378 | 370 | 544 | 453 | 239 | 127 | 121 | 3,268 |
| El Centro | 39 | 43 | 32 | 35 | 51 | 78 | 71 | 60 | 76 | 79 | 48 | 50 | 662 |
| El Paso | 64 | 94 | 54 | 71 | 100 | 86 | 100 | 111 | 114 | 81 | 70 | 84 | 1,029 |
| Laredo | 301 | 270 | 245 | 223 | 298 | 455 | 477 | 470 | 389 | 297 | 202 | 173 | 3,800 |
| Rio Grande Valley (formerly McAllen) | 2,652 | 2,809 | 2,833 | 2,419 | 3,330 | 5,215 | 5,725 | 8,433 | 8,730 | 4,149 | 2,173 | 1,491 | 49,959 |
| San Diego | 45 | 61 | 48 | 81 | 64 | 126 | 106 | 100 | 98 | 89 | 57 | 79 | 954 |
| Tucson | 874 | 816 | 860 | 658 | 672 | 780 | 796 | 788 | 698 | 505 | 422 | 393 | 8,262 |
| Yuma | 16 | 20 | 20 | 41 | 39 | 42 | 38 | 47 | 32 | 17 | 16 | 23 | 351 |
| Coastal Border | 7 | 5 | 4 | 4 | 3 | 3 | 5 | 5 | 8 | 11 | 7 | 3 | 65 |
| Northern Border | 1 | 1 | 2 | 1 | 0 | 3 | 3 | 2 | 3 | 5 | 1 | 3 | 25 |
| Southwest Border | 4,181 | 4,344 | 4,327 | 3,706 | 4,845 | 7,176 | 7,701 | 10,578 | 10,620 | 5,499 | 3,138 | 2,426 | 68,541 |
| Monthly Total | 4,189 | 4,350 | 4,333 | 3,711 | 4,848 | 7,182 | 7,709 | 10,585 | 10,631 | 5,515 | 3,146 | 2,432 | 68,631 |



United States Border Patrol

Total Unaccompanied Alien Children (0-17 Years Old) Apprehensions By Month - FY 2015

| SECTOR | October | November | December | January | February | March | April | May | June | July | August | September | Yearly Total |
|---|---------|----------|----------|---------|----------|-------|-------|-------|-------|-------|--------|-----------|--------------|
| Miami | 1 | 0 | 0 | 0 | 1 | 2 | 4 | 0 | 0 | 8 | 0 | 4 | 20 |
| New Orleans | 1 | 1 | 3 | 5 | 3 | 1 | 1 | 4 | 4 | 3 | 0 | 0 | 26 |
| Ramey | 0 | 4 | 0 | 0 | 0 | 0 | 0 | 0 | 0 | 0 | 0 | 1 | 5 |
| Blaine | 0 | 0 | 1 | 0 | 0 | 0 | 0 | 0 | 1 | 0 | 0 | 0 | 2 |
| Buffalo | 1 | 0 | 0 | 0 | 0 | 0 | 0 | 0 | 1 | 0 | 0 | 0 | 2 |
| Detroit | 0 | 1 | 0 | 0 | 0 | 0 | 0 | 1 | 1 | 0 | 1 | 0 | 4 |
| Grand Forks | 0 | 0 | 0 | 0 | 1 | 0 | 0 | 2 | 0 | 0 | 0 | 0 | 3 |
| Havre | 0 | 0 | 0 | 0 | 0 | 0 | 0 | 0 | 0 | 0 | 0 | 0 | 0 |
| Houlton | 0 | 0 | 0 | 0 | 0 | 0 | 1 | 0 | 0 | 0 | 0 | 0 | 1 |
| Spokane | 0 | 0 | 0 | 0 | 0 | 0 | 0 | 0 | 0 | 0 | 0 | 0 | 0 |
| Swanton | 0 | 0 | 0 | 0 | 0 | 1 | 0 | 1 | 0 | 0 | 0 | 0 | 2 |
| Big Bend (formerly Marfa) | 13 | 24 | 21 | 25 | 59 | 52 | 50 | 100 | 66 | 110 | 136 | 183 | 839 |
| Del Rio | 120 | 94 | 101 | 99 | 129 | 163 | 248 | 254 | 270 | 236 | 309 | 262 | 2,285 |
| El Centro | 35 | 27 | 35 | 50 | 47 | 77 | 48 | 72 | 53 | 62 | 89 | 73 | 668 |
| El Paso | 80 | 83 | 101 | 86 | 83 | 103 | 187 | 155 | 174 | 206 | 196 | 208 | 1,662 |
| Laredo | 220 | 177 | 175 | 171 | 168 | 242 | 225 | 189 | 207 | 217 | 241 | 227 | 2,459 |
| Rio Grande Valley (formerly McAllen) | 1,547 | 1,672 | 1,701 | 1,123 | 1,289 | 1,744 | 1,864 | 2,299 | 2,368 | 2,629 | 2,895 | 2,733 | 23,864 |
| San Diego | 74 | 56 | 106 | 71 | 89 | 111 | 102 | 96 | 82 | 83 | 116 | 98 | 1,084 |
| Tucson | 401 | 454 | 555 | 439 | 478 | 549 | 483 | 655 | 501 | 480 | 505 | 519 | 6,019 |
| Yuma | 29 | 23 | 63 | 54 | 43 | 85 | 66 | 123 | 112 | 159 | 151 | 182 | 1,090 |
| Coastal Border | 2 | 5 | 3 | 5 | 4 | 3 | 5 | 4 | 4 | 11 | 0 | 5 | 51 |
| Northern Border | 1 | 1 | 1 | 0 | 1 | 1 | 1 | 4 | 3 | 0 | 1 | 0 | 14 |
| Southwest Border | 2,519 | 2,610 | 2,858 | 2,118 | 2,385 | 3,126 | 3,273 | 3,943 | 3,833 | 4,182 | 4,638 | 4,485 | 39,970 |
| Monthly Total | 2,522 | 2,616 | 2,862 | 2,123 | 2,390 | 3,130 | 3,279 | 3,951 | 3,840 | 4,193 | 4,639 | 4,490 | 40,035 |



United States Border Patrol

Total Unaccompanied Alien Children (0-17 Years Old) Apprehensions By Month - FY 2016

| SECTOR | October | November | December | January | February | March | April | May | June | July | August | September | Yearly Total |
|---|---------|----------|----------|---------|----------|-------|-------|-------|-------|-------|--------|-----------|--------------|
| Miami | 1 | 5 | 3 | 3 | 0 | 2 | 0 | 1 | 2 | 0 | 1 | 2 | 20 |
| New Orleans | 1 | 3 | 3 | 0 | 0 | 2 | 3 | 1 | 2 | 4 | 2 | 4 | 25 |
| Ramey | 0 | 2 | 0 | 0 | 0 | 0 | 0 | 0 | 1 | 0 | 0 | 0 | 3 |
| Blaine | 0 | 0 | 0 | 0 | 0 | 0 | 0 | 0 | 0 | 0 | 1 | 2 | 3 |
| Buffalo | 0 | 0 | 0 | 0 | | 0 | 0 | 0 | 0 | 0 | 0 | 0 | 0 |
| Detroit | 0 | 0 | 2 | 0 | 0 | 0 | 0 | 0 | 0 | 0 | 1 | 0 | 3 |
| Grand Forks | 0 | 1 | 0 | 0 | 0 | 0 | 1 | 1 | 0 | 0 | 1 | 1 | 5 |
| Havre | 0 | 0 | 0 | 0 | 0 | 0 | 0 | 0 | 0 | 2 | 0 | 0 | 2 |
| Houlton | 0 | 0 | 0 | 0 | 0 | 0 | 0 | 0 | 0 | 0 | 0 | 0 | 0 |
| Spokane | 0 | 0 | 0 | 0 | 0 | 0 | 0 | 0 | 0 | 0 | 0 | 0 | 0 |
| Swanton | 0 | 0 | 2 | 0 | 0 | 0 | 0 | 0 | 0 | 0 | 2 | 0 | 4 |
| Big Bend (formerly Marfa) | 185 | 132 | 143 | 53 | 46 | 72 | 90 | 64 | 42 | 41 | 27 | 56 | 951 |
| Del Rio | 237 | 255 | 327 | 153 | 192 | 187 | 214 | 276 | 189 | 247 | 165 | 247 | 2,689 |
| El Centro | 76 | 99 | 97 | 58 | 76 | 90 | 142 | 121 | 97 | 146 | 192 | 185 | 1,379 |
| El Paso | 239 | 329 | 457 | 155 | 206 | 274 | 300 | 290 | 331 | 374 | 431 | 499 | 3,885 |
| Laredo | 242 | 278 | 284 | 191 | 219 | 250 | 263 | 298 | 203 | 195 | 266 | 264 | 2,953 |
| Rio Grande Valley (formerly McAllen) | 3,011 | 3,442 | 4,074 | 1,733 | 1,659 | 2,479 | 3,288 | 3,527 | 2,971 | 3,216 | 3,768 | 3,546 | 36,714 |
| San Diego | 105 | 97 | 147 | 142 | 110 | 135 | 152 | 144 | 116 | 97 | 147 | 161 | 1,553 |
| Tucson | 618 | 660 | 762 | 438 | 438 | 549 | 495 | 574 | 518 | 416 | 402 | 432 | 6,302 |
| Yuma | 230 | 312 | 466 | 166 | 146 | 173 | 218 | 300 | 283 | 294 | 369 | 309 | 3,266 |
| Coastal Border | 2 | 10 | 6 | 3 | 0 | 4 | 3 | 2 | 5 | 4 | 3 | 6 | 48 |
| Northern Border | 0 | 1 | 4 | 0 | 0 | 0 | 1 | 1 | 0 | 2 | 5 | 3 | 17 |
| Southwest Border | 4,943 | 5,604 | 6,757 | 3,089 | 3,092 | 4,209 | 5,162 | 5,594 | 4,750 | 5,026 | 5,767 | 5,699 | 59,692 |
| Monthly Total | 4,945 | 5,615 | 6,767 | 3,092 | 3,092 | 4,213 | 5,166 | 5,597 | 4,755 | 5,032 | 5,775 | 5,708 | 59,757 |



United States Border Patrol

Total Unaccompanied Alien Children (0-17 Years Old) Apprehensions By Month - FY 2017

| SECTOR | October | November | December | January | February | March | April | May | June | July | August | September | Yearly Total |
|---|---------|----------|----------|---------|----------|-------|-------|-------|-------|-------|--------|-----------|--------------|
| Miami | 1 | 3 | 2 | 4 | 2 | 3 | 0 | 3 | 4 | 13 | 6 | 1 | 42 |
| New Orleans | 0 | 1 | 4 | 4 | 5 | 0 | 4 | 4 | 0 | 0 | 0 | 0 | 22 |
| Ramey | 0 | 0 | 0 | 0 | 0 | 0 | 1 | 0 | 0 | 0 | 0 | 0 | 1 |
| Blaine | 0 | 1 | 0 | 1 | 0 | 0 | 0 | 1 | 1 | 3 | 0 | 0 | 7 |
| Buffalo | 0 | 0 | 0 | 1 | 1 | 0 | 0 | 1 | 0 | 0 | 0 | 0 | 3 |
| Detroit | 1 | 0 | 0 | 0 | 3 | 0 | 2 | 0 | 1 | 1 | 2 | 1 | 11 |
| Grand Forks | 0 | 0 | 0 | 0 | 0 | 3 | 0 | 0 | 0 | 0 | 0 | 1 | 4 |
| Havre | 0 | 0 | 0 | 0 | 1 | 0 | 0 | 2 | 0 | 0 | 0 | 0 | 3 |
| Houlton | 0 | 0 | 0 | 0 | 0 | 0 | 0 | 0 | 0 | 2 | 3 | 3 | 8 |
| Spokane | 0 | 0 | 0 | 0 | 0 | 0 | 0 | 0 | 0 | 0 | 0 | 0 | 0 |
| Swanton | 1 | 0 | 1 | 0 | 0 | 0 | 0 | 0 | 0 | 6 | 0 | 2 | 10 |
| Big Bend (formerly Marfa) | 86 | 74 | 63 | 63 | 23 | 29 | 51 | 80 | 73 | 87 | 83 | 99 | 811 |
| Del Rio | 222 | 208 | 243 | 147 | 88 | 60 | 47 | 67 | 66 | 52 | 75 | 74 | 1,349 |
| El Centro | 197 | 168 | 151 | 122 | 65 | 52 | 55 | 72 | 107 | 127 | 185 | 230 | 1,531 |
| El Paso | 620 | 665 | 676 | 433 | 178 | 90 | 100 | 120 | 146 | 268 | 369 | 261 | 3,926 |
| Laredo | 282 | 242 | 207 | 186 | 110 | 72 | 88 | 119 | 172 | 189 | 209 | 157 | 2,033 |
| Rio Grande Valley (formerly McAllen) | 4,082 | 4,777 | 4,718 | 2,692 | 1,081 | 508 | 447 | 669 | 957 | 1,192 | 1,294 | 1,291 | 23,708 |
| San Diego | 179 | 177 | 229 | 167 | 110 | 52 | 55 | 84 | 70 | 110 | 150 | 168 | 1,551 |
| Tucson | 580 | 528 | 453 | 327 | 196 | 149 | 119 | 171 | 237 | 234 | 317 | 348 | 3,659 |
| Yuma | 456 | 507 | 447 | 268 | 59 | 29 | 35 | 91 | 121 | 216 | 305 | 333 | 2,867 |
| Coastal Border | 1 | 4 | 6 | 8 | 7 | 3 | 5 | 7 | 4 | 13 | 6 | 1 | 65 |
| Northern Border | 2 | 1 | 1 | 2 | 5 | 3 | 2 | 4 | 2 | 12 | 5 | 7 | 46 |
| Southwest Border | 6,704 | 7,346 | 7,187 | 4,405 | 1,910 | 1,041 | 997 | 1,473 | 1,949 | 2,475 | 2,987 | 2,961 | 41,435 |
| Monthly Total | 6,707 | 7,351 | 7,194 | 4,415 | 1,922 | 1,047 | 1,004 | 1,484 | 1,955 | 2,500 | 2,998 | 2,969 | 41,456 |



United States Border Patrol

Southwest Border Sectors

Family Unit* and Unaccompanied Alien Children (0-17) apprehensions
FY 17, compared to the same time period for FY 15 and FY 16

| Sector | Fiscal Year 15 Family Unit* | Percent Change | Fiscal Year 16 Family Unit* | Percent Change | Fiscal Year 17 Family Unit* |
|-------------------------------|-----------------------------|----------------|-----------------------------|----------------|-----------------------------|
| <i>Big Bend</i> | 807 | 30% | 1,051 | -10% | 941 |
| <i>Del Rio</i> | 2,141 | 66% | 3,549 | -31% | 2,453 |
| <i>El Centro</i> | 675 | 136% | 1,593 | 13% | 1,798 |
| <i>El Paso</i> | 1,220 | 364% | 5,664 | 52% | 8,609 |
| <i>Laredo</i> | 1,372 | 20% | 1,640 | -47% | 865 |
| <i>Rio Grande Valley</i> | 27,409 | 90% | 52,006 | -4% | 49,896 |
| <i>San Diego</i> | 1,550 | 85% | 2,863 | 3% | 2,944 |
| <i>Tucson</i> | 2,930 | 7% | 3,139 | -35% | 2,042 |
| <i>Yuma</i> | 1,734 | 256% | 6,169 | -2% | 6,074 |
| Southwest Border Total | 39,838 | 95% | 77,674 | -3% | 75,622 |

| Sector | Fiscal Year 15 Unaccompanied Alien Children | Percent Change | Fiscal Year 16 Unaccompanied Alien Children | Percent Change | Fiscal Year 17 Unaccompanied Alien Children |
|-------------------------------|---|----------------|---|----------------|---|
| <i>Big Bend</i> | 839 | 13% | 951 | -15% | 811 |
| <i>Del Rio</i> | 2,285 | 18% | 2,689 | -50% | 1,349 |
| <i>El Centro</i> | 668 | 106% | 1,379 | 11% | 1,531 |
| <i>El Paso</i> | 1,662 | 134% | 3,885 | 1% | 3,926 |
| <i>Laredo</i> | 2,459 | 20% | 2,953 | -31% | 2,033 |
| <i>Rio Grande Valley</i> | 23,864 | 54% | 36,714 | -35% | 23,708 |
| <i>San Diego</i> | 1,084 | 43% | 1,553 | 0% | 1,551 |
| <i>Tucson</i> | 6,019 | 5% | 6,302 | -42% | 3,659 |
| <i>Yuma</i> | 1,090 | 200% | 3,266 | -12% | 2,867 |
| Southwest Border Total | 39,970 | 49% | 59,692 | -31% | 41,435 |

Citizenship of Family Unit* / Unaccompanied Alien Children (UAC)

Apprehensions FY 17

| Citizenship | Family Unit* | UAC |
|--------------------|--------------|--------|
| <i>El Salvador</i> | 27,114 | 17,512 |
| <i>Guatemala</i> | 23,067 | 18,913 |
| <i>Honduras</i> | 20,226 | 10,468 |
| <i>Mexico</i> | 3,481 | 11,926 |

Southwest Border and Rio Grande Valley Sector Other

Than Mexican (OTM) Apprehensions FY 17

| | |
|--------------------------|---------|
| <i>Rio Grande Valley</i> | 107,909 |
| <i>Southwest Border</i> | 175,978 |

*Represents the number of individuals (either a child under 18 years of age, parent or legal guardian) apprehended with a family member by the U.S. Border Patrol



United States Border Patrol

Total Illegal Alien Apprehensions By Month - FY 2000

| SECTOR | October | November | December | January | February | March | April | May | June | July | August | September | Yearly Total |
|---|---------|----------|----------|---------|----------|---------|---------|---------|---------|---------|---------|-----------|--------------|
| Livermore | 716 | 523 | 514 | 527 | 525 | 588 | 496 | 529 | 449 | 395 | 517 | 426 | 6,205 |
| Miami | 401 | 342 | 493 | 375 | 562 | 614 | 461 | 613 | 483 | 639 | 543 | 711 | 6,237 |
| New Orleans | 559 | 626 | 333 | 596 | 684 | 1,000 | 581 | 507 | 375 | 262 | 392 | 563 | 6,478 |
| Ramey | 221 | 102 | 115 | 142 | 28 | 71 | 63 | 202 | 124 | 99 | 284 | 280 | 1,731 |
| Blaine | 246 | 184 | 177 | 228 | 204 | 226 | 200 | 311 | 229 | 196 | 197 | 183 | 2,581 |
| Buffalo | 168 | 106 | 61 | 80 | 65 | 117 | 117 | 110 | 109 | 185 | 219 | 233 | 1,570 |
| Detroit | 213 | 145 | 191 | 190 | 183 | 227 | 169 | 146 | 138 | 165 | 130 | 160 | 2,057 |
| Grand Forks | 68 | 30 | 20 | 33 | 33 | 71 | 44 | 57 | 57 | 36 | 48 | 65 | 562 |
| Havre | 73 | 82 | 80 | 122 | 78 | 100 | 190 | 246 | 129 | 120 | 178 | 170 | 1,568 |
| Houlton | 51 | 37 | 32 | 25 | 42 | 25 | 30 | 30 | 25 | 45 | 105 | 42 | 489 |
| Spokane | 112 | 103 | 65 | 92 | 100 | 95 | 80 | 102 | 118 | 156 | 154 | 147 | 1,324 |
| Swanton | 153 | 111 | 125 | 97 | 87 | 108 | 132 | 118 | 140 | 370 | 374 | 142 | 1,957 |
| Big Bend (formerly Marfa) | 891 | 1,111 | 1,192 | 1,093 | 1,675 | 1,597 | 1,272 | 1,154 | 885 | 921 | 998 | 900 | 13,689 |
| Del Rio | 8,161 | 6,812 | 5,118 | 20,354 | 24,706 | 24,416 | 18,145 | 13,443 | 7,820 | 9,373 | 10,132 | 8,698 | 157,178 |
| El Centro | 13,761 | 11,035 | 8,882 | 21,924 | 31,072 | 33,301 | 26,534 | 27,460 | 20,071 | 15,820 | 15,018 | 13,248 | 238,126 |
| El Paso | 6,386 | 5,203 | 4,651 | 14,914 | 15,049 | 16,018 | 12,883 | 10,645 | 7,637 | 7,533 | 8,106 | 6,671 | 115,696 |
| Laredo | 6,962 | 6,058 | 4,477 | 13,794 | 14,745 | 15,549 | 11,174 | 9,707 | 6,436 | 6,760 | 6,971 | 6,340 | 108,973 |
| Rio Grande Valley (formerly McAllen) | 8,416 | 7,371 | 5,808 | 15,443 | 16,814 | 17,995 | 15,005 | 12,390 | 7,764 | 9,842 | 9,073 | 7,322 | 133,243 |
| San Diego | 9,046 | 7,620 | 5,978 | 15,363 | 20,204 | 18,279 | 16,751 | 16,615 | 13,186 | 10,630 | 9,356 | 8,653 | 151,681 |
| Tucson | 32,384 | 25,767 | 30,182 | 70,632 | 73,506 | 76,245 | 65,213 | 62,555 | 44,341 | 46,849 | 47,905 | 40,767 | 616,346 |
| Yuma | 5,403 | 5,219 | 4,964 | 12,462 | 13,557 | 16,663 | 13,073 | 12,327 | 6,953 | 6,228 | 6,753 | 5,145 | 108,747 |
| Coastal Border | 1,897 | 1,593 | 1,455 | 1,640 | 1,799 | 2,273 | 1,601 | 1,851 | 1,431 | 1,395 | 1,736 | 1,980 | 20,651 |
| Northern Border | 1,084 | 798 | 751 | 867 | 792 | 969 | 962 | 1,120 | 945 | 1,273 | 1,405 | 1,142 | 12,108 |
| Southwest Border | 91,410 | 76,196 | 71,252 | 185,979 | 211,328 | 220,063 | 180,050 | 166,296 | 115,093 | 113,956 | 114,312 | 97,744 | 1,643,679 |
| Monthly Total | 94,391 | 78,587 | 73,458 | 188,486 | 213,919 | 223,305 | 182,613 | 169,267 | 117,469 | 116,624 | 117,453 | 100,866 | 1,676,438 |



United States Border Patrol

Total Illegal Alien Apprehensions By Month - FY 2001

| SECTOR | October | November | December | January | February | March | April | May | June | July | August | September | Yearly Total |
|---|---------|----------|----------|---------|----------|---------|---------|---------|--------|--------|--------|-----------|--------------|
| Livermore | 532 | 449 | 360 | 403 | 407 | 463 | 443 | 482 | 463 | 436 | 406 | 367 | 5,211 |
| Miami | 338 | 590 | 481 | 483 | 452 | 392 | 399 | 503 | 607 | 735 | 532 | 450 | 5,962 |
| New Orleans | 315 | 306 | 396 | 358 | 634 | 446 | 740 | 377 | 346 | 402 | 354 | 359 | 5,033 |
| Ramey | 399 | 285 | 187 | 418 | 79 | 73 | 19 | 117 | 94 | 107 | 101 | 73 | 1,952 |
| Blaine | 179 | 168 | 151 | 141 | 159 | 175 | 145 | 194 | 231 | 192 | 186 | 168 | 2,089 |
| Buffalo | 203 | 85 | 74 | 87 | 81 | 116 | 89 | 137 | 134 | 165 | 156 | 107 | 1,434 |
| Detroit | 132 | 139 | 107 | 195 | 182 | 167 | 157 | 156 | 177 | 195 | 349 | 150 | 2,106 |
| Grand Forks | 48 | 23 | 45 | 44 | 66 | 73 | 96 | 85 | 112 | 100 | 144 | 85 | 921 |
| Havre | 108 | 67 | 58 | 77 | 136 | 108 | 104 | 97 | 93 | 169 | 175 | 113 | 1,305 |
| Houlton | 40 | 37 | 30 | 54 | 27 | 30 | 24 | 31 | 33 | 153 | 182 | 44 | 685 |
| Spokane | 158 | 114 | 126 | 99 | 100 | 131 | 87 | 95 | 117 | 132 | 109 | 67 | 1,335 |
| Swanton | 126 | 120 | 75 | 101 | 73 | 95 | 109 | 139 | 168 | 543 | 715 | 199 | 2,463 |
| Big Bend (formerly Marfa) | 844 | 874 | 776 | 846 | 1,046 | 1,427 | 1,249 | 1,123 | 1,058 | 1,107 | 906 | 831 | 12,087 |
| Del Rio | 7,648 | 5,344 | 3,756 | 11,218 | 16,447 | 16,833 | 11,444 | 9,005 | 7,048 | 6,069 | 6,038 | 4,025 | 104,875 |
| El Centro | 13,712 | 9,979 | 8,299 | 18,672 | 21,412 | 21,815 | 20,699 | 17,203 | 11,385 | 11,175 | 10,965 | 7,536 | 172,852 |
| El Paso | 6,095 | 5,401 | 4,683 | 10,862 | 12,369 | 15,311 | 12,738 | 11,343 | 8,035 | 8,607 | 9,945 | 7,468 | 112,857 |
| Laredo | 5,154 | 3,652 | 2,762 | 8,228 | 10,656 | 12,604 | 9,928 | 9,216 | 6,586 | 6,475 | 7,338 | 4,469 | 87,068 |
| Rio Grande Valley (formerly McAllen) | 6,634 | 5,975 | 4,280 | 10,102 | 12,298 | 12,890 | 11,366 | 11,204 | 8,152 | 9,191 | 9,426 | 6,326 | 107,844 |
| San Diego | 8,002 | 5,556 | 5,270 | 11,558 | 12,085 | 13,510 | 12,597 | 11,270 | 8,467 | 7,580 | 8,297 | 5,883 | 110,075 |
| Tucson | 30,009 | 25,889 | 20,907 | 43,972 | 54,913 | 64,779 | 52,949 | 44,573 | 33,602 | 29,550 | 28,028 | 20,504 | 449,675 |
| Yuma | 4,534 | 5,039 | 4,348 | 9,632 | 11,003 | 11,411 | 9,843 | 7,990 | 4,798 | 3,848 | 3,705 | 2,234 | 78,385 |
| Coastal Border | 1,584 | 1,630 | 1,424 | 1,662 | 1,572 | 1,374 | 1,601 | 1,479 | 1,510 | 1,680 | 1,393 | 1,249 | 18,158 |
| Northern Border | 994 | 753 | 666 | 798 | 824 | 895 | 811 | 934 | 1,065 | 1,649 | 2,016 | 933 | 12,338 |
| Southwest Border | 82,632 | 67,709 | 55,081 | 125,090 | 152,229 | 170,580 | 142,813 | 122,927 | 89,131 | 83,602 | 84,648 | 59,276 | 1,235,718 |
| Monthly Total | 85,210 | 70,092 | 57,171 | 127,550 | 154,625 | 172,849 | 145,225 | 125,340 | 91,706 | 86,931 | 88,057 | 61,458 | 1,266,214 |



United States Border Patrol

Total Illegal Alien Apprehensions By Month - FY 2002

| SECTOR | October | November | December | January | February | March | April | May | June | July | August | September | Yearly Total |
|---|---------|----------|----------|---------|----------|---------|---------|--------|--------|--------|--------|-----------|--------------|
| Livermore | 437 | 439 | 373 | 362 | 247 | 314 | 359 | 340 | 360 | 358 | 457 | 325 | 4,371 |
| Miami | 391 | 352 | 251 | 445 | 415 | 494 | 422 | 475 | 440 | 532 | 564 | 362 | 5,143 |
| New Orleans | 352 | 220 | 299 | 357 | 373 | 459 | 492 | 307 | 460 | 427 | 424 | 495 | 4,665 |
| Ramey | 3 | 47 | 11 | 37 | 36 | 98 | 32 | 94 | 29 | 90 | 222 | 136 | 835 |
| Blaine | 127 | 152 | 172 | 106 | 147 | 132 | 156 | 175 | 124 | 148 | 157 | 136 | 1,732 |
| Buffalo | 50 | 73 | 36 | 74 | 101 | 112 | 155 | 121 | 85 | 64 | 142 | 89 | 1,102 |
| Detroit | 135 | 106 | 98 | 99 | 135 | 107 | 137 | 132 | 106 | 173 | 133 | 150 | 1,511 |
| Grand Forks | 85 | 80 | 87 | 93 | 87 | 113 | 131 | 159 | 153 | 138 | 108 | 135 | 1,369 |
| Havre | 114 | 119 | 92 | 89 | 107 | 144 | 123 | 138 | 113 | 139 | 163 | 122 | 1,463 |
| Houlton | 27 | 31 | 24 | 43 | 40 | 35 | 31 | 36 | 28 | 42 | 59 | 36 | 432 |
| Spokane | 62 | 53 | 60 | 98 | 91 | 100 | 90 | 104 | 99 | 135 | 121 | 129 | 1,142 |
| Swanton | 82 | 73 | 76 | 71 | 58 | 104 | 100 | 125 | 210 | 293 | 387 | 157 | 1,736 |
| Big Bend (formerly Marfa) | 913 | 810 | 876 | 826 | 1,040 | 1,184 | 1,312 | 1,163 | 702 | 748 | 940 | 878 | 11,392 |
| Del Rio | 2,938 | 2,367 | 2,104 | 8,384 | 10,087 | 12,068 | 8,540 | 5,404 | 3,787 | 3,301 | 4,297 | 3,708 | 66,985 |
| El Centro | 4,069 | 3,318 | 3,720 | 9,670 | 11,118 | 15,673 | 14,274 | 11,415 | 8,870 | 7,897 | 9,557 | 8,692 | 108,273 |
| El Paso | 4,441 | 3,483 | 3,784 | 8,185 | 9,393 | 11,309 | 11,783 | 9,972 | 6,931 | 8,044 | 9,018 | 7,811 | 94,154 |
| Laredo | 3,431 | 2,949 | 2,608 | 7,711 | 10,628 | 12,270 | 10,709 | 7,861 | 6,545 | 5,830 | 6,376 | 5,177 | 82,095 |
| Rio Grande Valley (formerly McAllen) | 4,784 | 3,744 | 3,843 | 8,035 | 8,438 | 10,153 | 10,310 | 9,473 | 8,109 | 7,523 | 8,762 | 6,753 | 89,927 |
| San Diego | 4,530 | 3,178 | 3,183 | 7,716 | 9,172 | 12,832 | 11,712 | 11,222 | 9,251 | 9,340 | 10,115 | 8,430 | 100,681 |
| Tucson | 11,124 | 10,523 | 9,208 | 25,182 | 32,264 | 46,094 | 47,712 | 36,333 | 30,898 | 30,212 | 30,078 | 24,020 | 333,648 |
| Yuma | 1,582 | 2,134 | 2,175 | 4,084 | 3,584 | 5,409 | 5,569 | 4,581 | 3,562 | 3,766 | 3,414 | 2,794 | 42,654 |
| Coastal Border | 1,183 | 1,058 | 934 | 1,201 | 1,071 | 1,365 | 1,305 | 1,216 | 1,289 | 1,407 | 1,667 | 1,318 | 15,014 |
| Northern Border | 682 | 687 | 645 | 673 | 766 | 847 | 923 | 990 | 918 | 1,132 | 1,270 | 954 | 10,487 |
| Southwest Border | 37,812 | 32,506 | 31,501 | 79,793 | 95,724 | 126,992 | 121,921 | 97,424 | 78,655 | 76,661 | 82,557 | 68,263 | 929,809 |
| Monthly Total | 39,677 | 34,251 | 33,080 | 81,667 | 97,561 | 129,204 | 124,149 | 99,630 | 80,862 | 79,200 | 85,494 | 70,535 | 955,310 |



United States Border Patrol

Total Illegal Alien Apprehensions By Month - FY 2003

| SECTOR | October | November | December | January | February | March | April | May | June | July | August | September | Yearly Total |
|---|---------|----------|----------|---------|----------|---------|--------|--------|--------|--------|--------|-----------|--------------|
| Livermore | 371 | 292 | 288 | 309 | 253 | 315 | 336 | 330 | 267 | 247 | 211 | 346 | 3,565 |
| Miami | 686 | 398 | 287 | 493 | 542 | 461 | 623 | 434 | 408 | 491 | 481 | 627 | 5,931 |
| New Orleans | 462 | 430 | 349 | 535 | 506 | 504 | 576 | 516 | 399 | 378 | 252 | 244 | 5,151 |
| Ramey | 198 | 316 | 121 | 201 | 32 | 36 | 46 | 231 | 81 | 21 | 172 | 233 | 1,688 |
| Blaine | 107 | 107 | 89 | 92 | 116 | 125 | 93 | 121 | 69 | 152 | 140 | 169 | 1,380 |
| Buffalo | 112 | 79 | 55 | 35 | 30 | 34 | 26 | 22 | 33 | 28 | 30 | 80 | 564 |
| Detroit | 151 | 195 | 153 | 178 | 188 | 170 | 220 | 195 | 196 | 235 | 232 | 232 | 2,345 |
| Grand Forks | 102 | 81 | 88 | 78 | 110 | 119 | 113 | 90 | 99 | 123 | 131 | 89 | 1,223 |
| Havre | 151 | 105 | 86 | 92 | 98 | 97 | 156 | 135 | 132 | 128 | 110 | 116 | 1,406 |
| Houlton | 53 | 22 | 12 | 19 | 17 | 16 | 19 | 30 | 21 | 38 | 29 | 16 | 292 |
| Spokane | 126 | 88 | 72 | 79 | 69 | 54 | 42 | 60 | 68 | 137 | 87 | 110 | 992 |
| Swanton | 107 | 80 | 80 | 101 | 113 | 121 | 101 | 156 | 337 | 352 | 235 | 172 | 1,955 |
| Big Bend (formerly Marfa) | 754 | 722 | 872 | 862 | 974 | 1,097 | 860 | 1,099 | 678 | 773 | 867 | 761 | 10,319 |
| Del Rio | 3,037 | 1,942 | 2,083 | 6,546 | 7,127 | 6,579 | 5,020 | 4,973 | 2,857 | 2,993 | 3,700 | 3,288 | 50,145 |
| El Centro | 8,399 | 6,107 | 4,572 | 12,369 | 13,293 | 11,632 | 6,116 | 6,528 | 5,791 | 6,128 | 6,076 | 5,088 | 92,099 |
| El Paso | 6,545 | 5,303 | 4,008 | 9,255 | 10,000 | 8,883 | 7,359 | 8,120 | 6,998 | 7,618 | 7,538 | 7,189 | 88,816 |
| Laredo | 4,644 | 4,157 | 3,991 | 7,444 | 7,603 | 7,803 | 5,990 | 6,683 | 5,165 | 5,570 | 6,371 | 5,100 | 70,521 |
| Rio Grande Valley (formerly McAllen) | 6,024 | 4,218 | 3,814 | 7,630 | 7,905 | 7,498 | 6,560 | 7,095 | 6,153 | 7,042 | 7,737 | 6,073 | 77,749 |
| San Diego | 7,339 | 5,379 | 4,280 | 10,177 | 10,958 | 11,158 | 9,082 | 10,680 | 9,271 | 10,207 | 11,217 | 11,767 | 111,515 |
| Tucson | 21,352 | 17,206 | 11,481 | 26,826 | 33,854 | 37,055 | 29,099 | 37,847 | 32,532 | 34,201 | 36,639 | 29,171 | 347,263 |
| Yuma | 3,698 | 2,697 | 2,723 | 5,816 | 5,155 | 6,694 | 5,273 | 5,665 | 6,085 | 4,752 | 4,341 | 3,739 | 56,638 |
| Coastal Border | 1,717 | 1,436 | 1,045 | 1,538 | 1,333 | 1,316 | 1,581 | 1,511 | 1,155 | 1,137 | 1,116 | 1,450 | 16,335 |
| Northern Border | 909 | 757 | 635 | 674 | 741 | 736 | 770 | 809 | 955 | 1,193 | 994 | 984 | 10,157 |
| Southwest Border | 61,792 | 47,731 | 37,824 | 86,925 | 96,869 | 98,399 | 75,359 | 88,690 | 75,530 | 79,284 | 84,486 | 72,176 | 905,065 |
| Monthly Total | 64,418 | 49,924 | 39,504 | 89,137 | 98,943 | 100,451 | 77,710 | 91,010 | 77,640 | 81,614 | 86,596 | 74,610 | 931,557 |



United States Border Patrol

Total Illegal Alien Apprehensions By Month - FY 2004

| SECTOR | October | November | December | January | February | March | April | May | June | July | August | September | Yearly Total |
|---|---------|----------|----------|---------|----------|---------|---------|---------|--------|--------|--------|-----------|--------------|
| Livermore | 296 | 225 | 220 | 172 | 184 | 183 | 185 | 214 | 171 | 0 | 0 | 0 | 1,850 |
| Miami | 437 | 321 | 367 | 522 | 418 | 346 | 371 | 252 | 415 | 344 | 494 | 315 | 4,602 |
| New Orleans | 284 | 244 | 184 | 293 | 226 | 376 | 282 | 286 | 296 | 98 | 158 | 162 | 2,889 |
| Ramey | 213 | 247 | 332 | 166 | 188 | 31 | 178 | 87 | 99 | 74 | 165 | 33 | 1,813 |
| Blaine | 135 | 100 | 101 | 76 | 118 | 145 | 132 | 136 | 106 | 85 | 117 | 103 | 1,354 |
| Buffalo | 25 | 17 | 30 | 28 | 28 | 84 | 60 | 84 | 85 | 86 | 95 | 49 | 671 |
| Detroit | 154 | 157 | 111 | 114 | 108 | 202 | 149 | 173 | 148 | 184 | 212 | 200 | 1,912 |
| Grand Forks | 92 | 89 | 85 | 105 | 70 | 106 | 84 | 134 | 136 | 122 | 105 | 97 | 1,225 |
| Havre | 81 | 48 | 90 | 84 | 62 | 84 | 69 | 92 | 83 | 108 | 106 | 79 | 986 |
| Houlton | 27 | 19 | 17 | 38 | 17 | 15 | 17 | 22 | 17 | 32 | 24 | 18 | 263 |
| Spokane | 83 | 79 | 51 | 69 | 103 | 101 | 52 | 58 | 84 | 54 | 49 | 64 | 847 |
| Swanton | 177 | 82 | 107 | 224 | 182 | 195 | 141 | 179 | 270 | 526 | 374 | 244 | 2,701 |
| Big Bend (formerly Marfa) | 707 | 710 | 824 | 696 | 907 | 1,104 | 993 | 923 | 885 | 1,068 | 930 | 783 | 10,530 |
| Del Rio | 2,913 | 2,372 | 2,307 | 5,044 | 6,561 | 7,983 | 4,960 | 5,177 | 3,709 | 4,242 | 4,573 | 3,953 | 53,794 |
| El Centro | 5,438 | 3,799 | 2,802 | 7,826 | 8,417 | 10,761 | 8,327 | 7,616 | 5,611 | 4,581 | 5,086 | 4,203 | 74,467 |
| El Paso | 6,451 | 5,244 | 4,030 | 8,768 | 10,584 | 13,483 | 12,632 | 10,343 | 8,432 | 8,654 | 8,321 | 7,457 | 104,399 |
| Laredo | 4,479 | 4,670 | 3,571 | 6,540 | 8,057 | 9,686 | 7,069 | 7,421 | 6,149 | 5,376 | 6,570 | 5,118 | 74,706 |
| Rio Grande Valley (formerly McAllen) | 5,414 | 5,053 | 4,636 | 8,102 | 8,732 | 10,149 | 9,618 | 8,916 | 7,423 | 8,826 | 8,542 | 7,536 | 92,947 |
| San Diego | 10,426 | 7,996 | 5,849 | 13,405 | 13,252 | 17,532 | 15,962 | 14,976 | 11,548 | 9,530 | 9,716 | 8,416 | 138,608 |
| Tucson | 26,530 | 24,890 | 17,349 | 34,913 | 45,312 | 72,095 | 64,563 | 53,132 | 42,013 | 39,114 | 38,740 | 33,120 | 491,771 |
| Yuma | 3,033 | 3,160 | 2,246 | 7,227 | 8,847 | 12,188 | 11,344 | 10,222 | 8,820 | 10,774 | 10,768 | 9,431 | 98,060 |
| Coastal Border | 1,230 | 1,037 | 1,103 | 1,153 | 1,016 | 936 | 1,016 | 839 | 981 | 516 | 817 | 510 | 11,154 |
| Northern Border | 774 | 591 | 592 | 738 | 688 | 932 | 704 | 878 | 929 | 1,197 | 1,082 | 854 | 9,959 |
| Southwest Border | 65,391 | 57,894 | 43,614 | 92,521 | 110,669 | 154,981 | 135,468 | 118,726 | 94,590 | 92,165 | 93,246 | 80,017 | 1,139,282 |
| Monthly Total | 67,395 | 59,522 | 45,309 | 94,412 | 112,373 | 156,849 | 137,188 | 120,443 | 96,500 | 93,878 | 95,145 | 81,381 | 1,160,395 |



United States Border Patrol

Total Illegal Alien Apprehensions By Month - FY 2005

| SECTOR | October | November | December | January | February | March | April | May | June | July | August | September | Yearly Total |
|---|---------|----------|----------|---------|----------|---------|---------|---------|--------|--------|--------|-----------|--------------|
| Livermore | 51 | 26 | 6 | 3 | 0 | 7 | 5 | 3 | 7 | 1 | 0 | 5 | 114 |
| Miami | 541 | 460 | 489 | 641 | 487 | 574 | 536 | 717 | 676 | 648 | 586 | 890 | 7,245 |
| New Orleans | 140 | 129 | 135 | 155 | 73 | 100 | 96 | 170 | 69 | 83 | 186 | 22 | 1,358 |
| Ramey | 188 | 112 | 205 | 33 | 106 | 63 | 163 | 67 | 103 | 101 | 156 | 322 | 1,619 |
| Blaine | 89 | 92 | 75 | 69 | 93 | 96 | 68 | 88 | 93 | 85 | 72 | 81 | 1,001 |
| Buffalo | 26 | 27 | 21 | 28 | 29 | 37 | 40 | 53 | 19 | 34 | 45 | 41 | 400 |
| Detroit | 200 | 176 | 133 | 164 | 205 | 193 | 132 | 113 | 122 | 107 | 132 | 116 | 1,793 |
| Grand Forks | 109 | 72 | 73 | 98 | 90 | 61 | 35 | 24 | 41 | 28 | 56 | 67 | 754 |
| Havre | 83 | 106 | 57 | 73 | 70 | 85 | 105 | 89 | 88 | 70 | 74 | 48 | 948 |
| Houlton | 17 | 47 | 31 | 27 | 26 | 6 | 19 | 10 | 11 | 18 | 8 | 13 | 233 |
| Spokane | 26 | 26 | 30 | 26 | 7 | 22 | 33 | 30 | 41 | 18 | 14 | 6 | 279 |
| Swanton | 193 | 186 | 141 | 95 | 105 | 152 | 105 | 123 | 241 | 274 | 214 | 106 | 1,935 |
| Big Bend (formerly Marfa) | 844 | 713 | 722 | 802 | 1,113 | 1,364 | 1,276 | 866 | 620 | 761 | 777 | 678 | 10,536 |
| Del Rio | 3,856 | 2,795 | 2,768 | 6,120 | 7,248 | 7,935 | 7,584 | 6,270 | 4,947 | 5,873 | 6,498 | 6,612 | 68,506 |
| El Centro | 3,723 | 2,798 | 1,772 | 4,963 | 5,926 | 6,632 | 6,010 | 5,352 | 3,829 | 3,712 | 5,047 | 5,958 | 55,722 |
| El Paso | 7,472 | 5,801 | 4,464 | 9,898 | 13,033 | 13,249 | 15,274 | 11,041 | 8,445 | 11,568 | 12,099 | 10,335 | 122,679 |
| Laredo | 4,691 | 3,997 | 3,367 | 6,331 | 7,530 | 8,112 | 9,043 | 7,569 | 5,699 | 6,623 | 6,635 | 5,749 | 75,346 |
| Rio Grande Valley (formerly McAllen) | 7,813 | 7,512 | 7,214 | 9,136 | 10,147 | 13,176 | 14,635 | 14,796 | 13,109 | 12,208 | 12,713 | 11,727 | 134,186 |
| San Diego | 6,702 | 5,428 | 4,632 | 9,390 | 10,864 | 12,750 | 16,534 | 15,114 | 10,921 | 10,010 | 11,798 | 12,761 | 126,904 |
| Tucson | 31,940 | 27,673 | 17,631 | 35,873 | 45,875 | 64,096 | 52,644 | 40,764 | 31,694 | 32,390 | 29,178 | 29,321 | 439,079 |
| Yuma | 8,872 | 8,418 | 5,836 | 10,507 | 12,039 | 15,734 | 17,062 | 14,051 | 11,522 | 11,809 | 11,988 | 10,600 | 138,438 |
| Coastal Border | 920 | 727 | 835 | 832 | 666 | 744 | 800 | 957 | 855 | 833 | 928 | 1,239 | 10,336 |
| Northern Border | 743 | 732 | 561 | 580 | 625 | 652 | 537 | 530 | 656 | 634 | 615 | 478 | 7,343 |
| Southwest Border | 75,913 | 65,135 | 48,406 | 93,020 | 113,775 | 143,048 | 140,062 | 115,823 | 90,786 | 94,954 | 96,733 | 93,741 | 1,171,396 |
| Monthly Total | 77,576 | 66,594 | 49,802 | 94,432 | 115,066 | 144,444 | 141,399 | 117,310 | 92,297 | 96,421 | 98,276 | 95,458 | 1,189,075 |



United States Border Patrol

Total Illegal Alien Apprehensions By Month - FY 2006

| SECTOR | October | November | December | January | February | March | April | May | June | July | August | September | Yearly Total |
|---|---------|----------|----------|---------|----------|---------|---------|---------|--------|--------|--------|-----------|--------------|
| Livermore* | N/A | N/A | N/A | N/A | N/A | N/A | N/A | N/A | N/A | N/A | N/A | N/A | N/A |
| Miami | 438 | 543 | 693 | 506 | 452 | 450 | 592 | 725 | 523 | 358 | 295 | 457 | 6,032 |
| New Orleans | 48 | 176 | 214 | 372 | 300 | 230 | 136 | 402 | 238 | 289 | 325 | 323 | 3,053 |
| Ramey | 184 | 119 | 174 | 60 | 208 | 136 | 127 | 149 | 112 | 46 | 85 | 36 | 1,436 |
| Blaine | 71 | 103 | 49 | 54 | 54 | 50 | 83 | 85 | 64 | 66 | 64 | 68 | 811 |
| Buffalo | 120 | 107 | 71 | 85 | 96 | 101 | 111 | 178 | 154 | 174 | 148 | 172 | 1,517 |
| Detroit | 120 | 134 | 130 | 138 | 92 | 149 | 83 | 108 | 78 | 76 | 97 | 76 | 1,281 |
| Grand Forks | 59 | 48 | 41 | 56 | 36 | 18 | 66 | 49 | 26 | 31 | 48 | 40 | 518 |
| Havre | 26 | 58 | 28 | 40 | 62 | 32 | 43 | 63 | 56 | 47 | 52 | 61 | 568 |
| Houlton | 17 | 21 | 15 | 28 | 10 | 12 | 11 | 5 | 22 | 12 | 16 | 6 | 175 |
| Spokane | 8 | 23 | 8 | 10 | 3 | 12 | 26 | 6 | 19 | 6 | 19 | 45 | 185 |
| Swanton | 107 | 98 | 89 | 96 | 75 | 87 | 83 | 121 | 155 | 352 | 201 | 80 | 1,544 |
| Big Bend (formerly Marfa) | 655 | 590 | 563 | 739 | 908 | 910 | 746 | 711 | 478 | 392 | 403 | 425 | 7,520 |
| Del Rio | 4,840 | 4,016 | 2,910 | 4,839 | 5,854 | 5,636 | 4,555 | 2,633 | 2,106 | 1,947 | 1,683 | 1,617 | 42,636 |
| El Centro | 5,072 | 3,831 | 2,998 | 5,797 | 6,399 | 9,048 | 6,847 | 6,187 | 4,112 | 3,240 | 3,705 | 4,229 | 61,465 |
| El Paso | 11,027 | 8,191 | 5,668 | 11,941 | 14,457 | 18,668 | 15,238 | 12,239 | 7,664 | 6,970 | 5,027 | 5,166 | 122,256 |
| Laredo | 5,014 | 4,323 | 3,544 | 7,415 | 9,554 | 10,179 | 8,530 | 6,866 | 4,815 | 4,667 | 5,525 | 4,408 | 74,840 |
| Rio Grande Valley (formerly McAllen) | 10,060 | 9,111 | 7,128 | 9,533 | 10,444 | 13,080 | 11,264 | 11,649 | 7,516 | 7,109 | 7,020 | 6,614 | 110,528 |
| San Diego | 10,145 | 7,730 | 6,531 | 13,959 | 17,160 | 18,361 | 14,736 | 13,888 | 10,597 | 8,683 | 10,009 | 10,305 | 142,104 |
| Tucson | 27,316 | 24,270 | 16,447 | 33,229 | 43,153 | 63,583 | 51,588 | 40,190 | 25,049 | 21,187 | 23,256 | 22,806 | 392,074 |
| Yuma | 9,428 | 8,913 | 6,884 | 13,743 | 17,117 | 21,231 | 13,034 | 11,087 | 6,029 | 5,446 | 3,123 | 2,514 | 118,549 |
| Coastal Border | 670 | 838 | 1,081 | 938 | 960 | 816 | 855 | 1,276 | 873 | 693 | 705 | 816 | 10,521 |
| Northern Border | 528 | 592 | 431 | 507 | 428 | 461 | 506 | 615 | 574 | 764 | 645 | 548 | 6,599 |
| Southwest Border | 83,557 | 70,975 | 52,673 | 101,195 | 125,046 | 160,696 | 126,538 | 105,450 | 68,366 | 59,641 | 59,751 | 58,084 | 1,071,972 |
| Monthly Total | 84,755 | 72,405 | 54,185 | 102,640 | 126,434 | 161,973 | 127,899 | 107,341 | 69,813 | 61,098 | 61,101 | 59,448 | 1,089,092 |

*Livermore Sector was closed after FY 2004



United States Border Patrol

Total Illegal Alien Apprehensions By Month - FY 2007

| SECTOR | October | November | December | January | February | March | April | May | June | July | August | September | Yearly Total |
|---|---------|----------|----------|---------|----------|---------|---------|--------|--------|--------|--------|-----------|--------------|
| Livermore* | N/A | N/A | N/A | N/A | N/A | N/A | N/A | N/A | N/A | N/A | N/A | N/A | N/A |
| Miami | 669 | 429 | 405 | 751 | 531 | 475 | 477 | 573 | 905 | 648 | 651 | 606 | 7,120 |
| New Orleans | 379 | 379 | 222 | 327 | 398 | 492 | 336 | 336 | 340 | 354 | 155 | 300 | 4,018 |
| Ramey | 41 | 61 | 117 | 39 | 71 | 37 | 51 | 48 | 32 | 13 | 28 | 10 | 548 |
| Blaine | 61 | 36 | 62 | 61 | 59 | 87 | 50 | 67 | 82 | 67 | 60 | 57 | 749 |
| Buffalo | 141 | 155 | 104 | 123 | 125 | 170 | 167 | 178 | 219 | 223 | 233 | 353 | 2,191 |
| Detroit | 106 | 99 | 83 | 77 | 56 | 83 | 85 | 76 | 51 | 52 | 66 | 68 | 902 |
| Grand Forks | 56 | 32 | 45 | 25 | 40 | 48 | 49 | 33 | 35 | 40 | 54 | 40 | 497 |
| Havre | 68 | 56 | 53 | 41 | 60 | 40 | 27 | 27 | 31 | 17 | 31 | 35 | 486 |
| Houlton | 7 | 7 | 4 | 6 | 12 | 2 | 3 | 6 | 5 | 22 | 6 | 15 | 95 |
| Spokane | 30 | 18 | 23 | 30 | 22 | 37 | 24 | 29 | 42 | 47 | 27 | 12 | 341 |
| Swanton | 73 | 78 | 80 | 75 | 68 | 75 | 91 | 105 | 74 | 101 | 183 | 116 | 1,119 |
| Big Bend (formerly Marfa) | 368 | 442 | 383 | 556 | 532 | 677 | 602 | 407 | 362 | 439 | 403 | 365 | 5,536 |
| Del Rio | 1,618 | 1,701 | 1,051 | 2,044 | 2,421 | 3,314 | 2,699 | 1,858 | 1,579 | 1,862 | 1,440 | 1,333 | 22,920 |
| El Centro | 4,379 | 3,667 | 3,037 | 4,983 | 5,187 | 7,198 | 6,983 | 5,747 | 3,842 | 3,835 | 3,789 | 3,236 | 55,883 |
| El Paso | 6,183 | 5,098 | 4,189 | 6,570 | 7,482 | 10,537 | 8,957 | 6,741 | 5,632 | 5,109 | 4,969 | 3,997 | 75,464 |
| Laredo | 4,286 | 3,810 | 2,890 | 4,678 | 5,855 | 7,673 | 6,428 | 4,928 | 4,595 | 4,338 | 3,858 | 3,375 | 56,714 |
| Rio Grande Valley (formerly McAllen) | 5,772 | 4,549 | 3,649 | 5,798 | 6,172 | 8,431 | 7,645 | 7,736 | 5,791 | 6,225 | 6,331 | 5,331 | 73,430 |
| San Diego | 9,494 | 7,764 | 6,591 | 12,489 | 12,997 | 18,044 | 17,999 | 16,136 | 13,283 | 12,941 | 13,312 | 11,410 | 152,460 |
| Tucson | 25,135 | 21,323 | 16,136 | 29,459 | 34,148 | 52,692 | 49,044 | 41,789 | 34,103 | 30,373 | 24,388 | 19,649 | 378,239 |
| Yuma | 3,478 | 3,240 | 2,601 | 5,357 | 4,474 | 5,571 | 4,108 | 3,162 | 2,151 | 1,660 | 1,305 | 885 | 37,992 |
| Coastal Border | 1,089 | 869 | 744 | 1,117 | 1,000 | 1,004 | 864 | 957 | 1,277 | 1,015 | 834 | 916 | 11,686 |
| Northern Border | 542 | 481 | 454 | 438 | 442 | 542 | 496 | 521 | 539 | 569 | 660 | 696 | 6,380 |
| Southwest Border | 60,713 | 51,594 | 40,527 | 71,934 | 79,268 | 114,137 | 104,465 | 88,504 | 71,338 | 66,782 | 59,795 | 49,581 | 858,638 |
| Monthly Total | 62,344 | 52,944 | 41,725 | 73,489 | 80,710 | 115,683 | 105,825 | 89,982 | 73,154 | 68,366 | 61,289 | 51,193 | 876,704 |

*Livermore Sector was closed after FY 2004



United States Border Patrol

Total Illegal Alien Apprehensions By Month - FY 2008

| SECTOR | October | November | December | January | February | March | April | May | June | July | August | September | Yearly Total |
|---|---------|----------|----------|---------|----------|--------|--------|--------|--------|--------|--------|-----------|--------------|
| Livermore* | N/A | N/A | N/A | N/A | N/A | N/A | N/A | N/A | N/A | N/A | N/A | N/A | N/A |
| Miami | 553 | 496 | 685 | 456 | 539 | 699 | 634 | 433 | 519 | 277 | 335 | 394 | 6,020 |
| New Orleans | 382 | 429 | 329 | 650 | 305 | 365 | 462 | 318 | 439 | 296 | 251 | 77 | 4,303 |
| Ramey | 90 | 40 | 20 | 52 | 12 | 55 | 48 | 33 | 53 | 28 | 50 | 91 | 572 |
| Blaine | 52 | 75 | 40 | 91 | 69 | 108 | 101 | 67 | 75 | 88 | 82 | 106 | 954 |
| Buffalo | 382 | 290 | 295 | 228 | 260 | 304 | 233 | 222 | 260 | 259 | 291 | 315 | 3,339 |
| Detroit | 100 | 63 | 68 | 79 | 71 | 95 | 64 | 113 | 83 | 73 | 84 | 68 | 961 |
| Grand Forks | 67 | 91 | 41 | 24 | 38 | 22 | 41 | 30 | 52 | 41 | 38 | 56 | 541 |
| Havre | 63 | 121 | 13 | 33 | 19 | 3 | 23 | 28 | 33 | 21 | 38 | 32 | 427 |
| Houlton | 15 | 5 | 2 | 17 | 2 | 0 | 5 | 3 | 1 | 7 | 14 | 10 | 81 |
| Spokane | 30 | 40 | 17 | 18 | 27 | 15 | 20 | 10 | 34 | 38 | 34 | 57 | 340 |
| Swanton | 106 | 126 | 64 | 74 | 85 | 87 | 72 | 92 | 148 | 195 | 159 | 74 | 1,282 |
| Big Bend (formerly Marfa) | 386 | 388 | 451 | 350 | 612 | 613 | 527 | 586 | 369 | 416 | 415 | 278 | 5,391 |
| Del Rio | 1,679 | 1,059 | 945 | 1,961 | 2,462 | 2,667 | 2,286 | 1,745 | 1,708 | 1,482 | 1,618 | 1,149 | 20,761 |
| El Centro | 3,230 | 2,412 | 2,000 | 3,839 | 4,095 | 4,604 | 5,090 | 3,860 | 3,161 | 2,726 | 2,995 | 2,949 | 40,961 |
| El Paso | 3,605 | 2,648 | 2,015 | 3,470 | 3,944 | 3,129 | 2,808 | 2,035 | 1,811 | 1,634 | 1,615 | 1,598 | 30,312 |
| Laredo | 3,825 | 2,658 | 1,969 | 3,907 | 5,001 | 5,355 | 4,904 | 3,733 | 3,432 | 3,066 | 3,310 | 2,498 | 43,658 |
| Rio Grande Valley (formerly McAllen) | 5,989 | 4,695 | 3,974 | 5,216 | 6,880 | 8,543 | 9,417 | 7,967 | 6,308 | 5,562 | 6,103 | 4,819 | 75,473 |
| San Diego | 9,801 | 9,163 | 7,773 | 12,877 | 15,091 | 18,869 | 20,569 | 16,015 | 12,395 | 13,127 | 13,734 | 12,976 | 162,390 |
| Tucson | 21,730 | 18,231 | 11,721 | 26,347 | 34,309 | 45,239 | 45,442 | 32,845 | 24,289 | 21,093 | 18,406 | 18,044 | 317,696 |
| Yuma | 1,094 | 955 | 954 | 1,061 | 1,089 | 751 | 523 | 447 | 381 | 366 | 345 | 397 | 8,363 |
| Coastal Border | 1,025 | 965 | 1,034 | 1,158 | 856 | 1,119 | 1,144 | 784 | 1,011 | 601 | 636 | 562 | 10,895 |
| Northern Border | 815 | 811 | 540 | 564 | 571 | 634 | 559 | 565 | 686 | 722 | 740 | 718 | 7,925 |
| Southwest Border | 51,339 | 42,209 | 31,802 | 59,028 | 73,483 | 89,770 | 91,566 | 69,233 | 53,854 | 49,472 | 48,541 | 44,708 | 705,005 |
| Monthly Total | 53,179 | 43,985 | 33,376 | 60,750 | 74,910 | 91,523 | 93,269 | 70,582 | 55,551 | 50,795 | 49,917 | 45,988 | 723,825 |

*Livermore Sector was closed after FY 2004



United States Border Patrol

Total Illegal Alien Apprehensions By Month - FY 2009

| SECTOR | October | November | December | January | February | March | April | May | June | July | August | September | Yearly Total |
|---|---------|----------|----------|---------|----------|--------|--------|--------|--------|--------|--------|-----------|--------------|
| Livermore* | N/A | N/A | N/A | N/A | N/A | N/A | N/A | N/A | N/A | N/A | N/A | N/A | N/A |
| Miami | 342 | 302 | 317 | 401 | 383 | 382 | 407 | 314 | 343 | 413 | 358 | 463 | 4,425 |
| New Orleans | 386 | 267 | 309 | 259 | 282 | 429 | 317 | 257 | 264 | 253 | 271 | 233 | 3,527 |
| Ramey | 114 | 34 | 27 | 27 | 21 | 42 | 26 | 11 | 50 | 5 | 58 | 3 | 418 |
| Blaine | 103 | 93 | 68 | 96 | 68 | 85 | 61 | 65 | 39 | 49 | 67 | 49 | 843 |
| Buffalo | 254 | 210 | 201 | 176 | 194 | 220 | 225 | 263 | 250 | 198 | 240 | 241 | 2,672 |
| Detroit | 120 | 62 | 63 | 78 | 118 | 99 | 97 | 91 | 80 | 117 | 122 | 110 | 1,157 |
| Grand Forks | 52 | 53 | 37 | 29 | 26 | 29 | 22 | 41 | 35 | 50 | 49 | 49 | 472 |
| Havre | 31 | 21 | 11 | 29 | 30 | 23 | 30 | 21 | 31 | 22 | 18 | 16 | 283 |
| Houlton | 1 | 8 | 13 | 3 | 0 | 4 | 4 | 4 | 2 | 8 | 4 | 8 | 59 |
| Spokane | 32 | 44 | 22 | 20 | 18 | 14 | 15 | 16 | 17 | 19 | 38 | 22 | 277 |
| Swanton | 65 | 80 | 106 | 36 | 77 | 71 | 74 | 111 | 99 | 125 | 104 | 95 | 1,043 |
| Big Bend (formerly Marfa) | 539 | 459 | 472 | 533 | 689 | 590 | 458 | 511 | 569 | 484 | 575 | 481 | 6,360 |
| Del Rio | 1,321 | 1,064 | 872 | 1,604 | 1,908 | 2,231 | 1,619 | 1,426 | 1,304 | 1,383 | 1,321 | 1,029 | 17,082 |
| El Centro | 2,619 | 2,176 | 1,691 | 2,969 | 2,904 | 4,141 | 3,314 | 2,955 | 2,811 | 2,449 | 2,767 | 2,725 | 33,521 |
| El Paso | 1,469 | 1,153 | 866 | 1,344 | 1,435 | 1,508 | 1,344 | 1,238 | 1,208 | 1,160 | 1,181 | 1,093 | 14,999 |
| Laredo | 2,709 | 2,465 | 1,932 | 3,970 | 3,718 | 4,538 | 4,168 | 3,722 | 3,283 | 3,512 | 3,671 | 2,881 | 40,569 |
| Rio Grande Valley (formerly McAllen) | 5,092 | 4,259 | 3,341 | 4,575 | 5,207 | 5,479 | 6,107 | 5,293 | 5,094 | 5,509 | 6,025 | 5,008 | 60,989 |
| San Diego | 10,036 | 7,954 | 6,552 | 10,246 | 11,678 | 16,472 | 12,618 | 11,000 | 10,278 | 8,655 | 6,743 | 6,489 | 118,721 |
| Tucson | 18,814 | 12,844 | 9,862 | 18,649 | 20,941 | 31,432 | 28,072 | 24,083 | 20,842 | 20,146 | 20,810 | 15,178 | 241,673 |
| Yuma | 339 | 406 | 359 | 612 | 731 | 951 | 793 | 656 | 655 | 545 | 429 | 475 | 6,951 |
| Coastal Border | 842 | 603 | 653 | 687 | 686 | 853 | 750 | 582 | 657 | 671 | 687 | 699 | 8,370 |
| Northern Border | 658 | 571 | 521 | 467 | 531 | 545 | 528 | 612 | 553 | 588 | 642 | 590 | 6,806 |
| Southwest Border | 42,938 | 32,780 | 25,947 | 44,502 | 49,211 | 67,342 | 58,493 | 50,884 | 46,044 | 43,843 | 43,522 | 35,359 | 540,865 |
| Monthly Total | 44,438 | 33,954 | 27,121 | 45,656 | 50,428 | 68,740 | 59,771 | 52,078 | 47,254 | 45,102 | 44,851 | 36,648 | 556,041 |

*Livermore Sector was closed after FY 2004



United States Border Patrol

Total Illegal Alien Apprehensions By Month - FY 2010

| SECTOR | October | November | December | January | February | March | April | May | June | July | August | September | Yearly Total |
|---|---------|----------|----------|---------|----------|--------|--------|--------|--------|--------|--------|-----------|--------------|
| Livermore* | N/A | N/A | N/A | N/A | N/A | N/A | N/A | N/A | N/A | N/A | N/A | N/A | N/A |
| Miami | 463 | 478 | 416 | 265 | 335 | 326 | 370 | 427 | 442 | 367 | 427 | 335 | 4,651 |
| New Orleans | 247 | 179 | 173 | 303 | 303 | 394 | 404 | 218 | 223 | 204 | 244 | 279 | 3,171 |
| Ramey | 41 | 20 | 10 | 8 | 23 | 32 | 40 | 44 | 25 | 4 | 94 | 57 | 398 |
| Blaine | 50 | 69 | 52 | 59 | 57 | 58 | 54 | 44 | 53 | 65 | 70 | 42 | 673 |
| Buffalo | 241 | 214 | 207 | 168 | 216 | 252 | 207 | 231 | 189 | 135 | 180 | 182 | 2,422 |
| Detroit | 168 | 154 | 157 | 129 | 126 | 122 | 110 | 98 | 128 | 113 | 165 | 199 | 1,669 |
| Grand Forks | 55 | 47 | 36 | 26 | 37 | 45 | 39 | 80 | 23 | 34 | 74 | 47 | 543 |
| Havre | 31 | 23 | 17 | 11 | 18 | 54 | 30 | 32 | 20 | 12 | 20 | 22 | 290 |
| Houlton | 3 | 2 | 0 | 0 | 0 | 12 | 5 | 10 | 6 | 12 | 6 | 0 | 56 |
| Spokane | 35 | 21 | 14 | 19 | 15 | 27 | 25 | 34 | 33 | 42 | 51 | 40 | 356 |
| Swanton | 71 | 101 | 68 | 58 | 128 | 132 | 97 | 136 | 124 | 233 | 197 | 77 | 1,422 |
| Big Bend (formerly Marfa) | 530 | 421 | 373 | 433 | 484 | 660 | 575 | 493 | 415 | 280 | 295 | 329 | 5,288 |
| Del Rio | 1,119 | 897 | 697 | 1,234 | 1,245 | 1,874 | 1,791 | 1,718 | 1,326 | 767 | 1,095 | 931 | 14,694 |
| El Centro | 2,589 | 2,412 | 2,196 | 2,688 | 2,836 | 4,408 | 3,419 | 3,126 | 2,440 | 2,331 | 2,075 | 2,042 | 32,562 |
| El Paso | 1,007 | 894 | 725 | 1,124 | 1,140 | 1,528 | 1,359 | 1,380 | 1,005 | 725 | 732 | 632 | 12,251 |
| Laredo | 2,613 | 2,130 | 1,802 | 2,526 | 3,173 | 4,433 | 4,528 | 3,813 | 3,475 | 1,857 | 2,819 | 2,118 | 35,287 |
| Rio Grande Valley (formerly McAllen) | 4,236 | 3,688 | 2,987 | 3,658 | 4,845 | 7,141 | 7,139 | 7,477 | 5,595 | 3,832 | 5,329 | 3,839 | 59,766 |
| San Diego | 5,017 | 4,738 | 4,636 | 6,413 | 6,982 | 9,061 | 7,115 | 5,858 | 5,092 | 5,113 | 4,528 | 4,012 | 68,565 |
| Tucson | 23,197 | 16,986 | 10,907 | 16,122 | 21,266 | 31,197 | 28,579 | 22,572 | 13,160 | 10,303 | 9,280 | 8,633 | 212,202 |
| Yuma | 582 | 649 | 711 | 586 | 819 | 1,059 | 732 | 608 | 447 | 401 | 262 | 260 | 7,116 |
| Coastal Border | 751 | 677 | 599 | 576 | 661 | 752 | 814 | 689 | 690 | 575 | 765 | 671 | 8,220 |
| Northern Border | 654 | 631 | 551 | 470 | 597 | 702 | 567 | 665 | 576 | 646 | 763 | 609 | 7,431 |
| Southwest Border | 40,890 | 32,815 | 25,034 | 34,784 | 42,790 | 61,361 | 55,237 | 47,045 | 32,955 | 25,609 | 26,415 | 22,796 | 447,731 |
| Monthly Total | 42,295 | 34,123 | 26,184 | 35,830 | 44,048 | 62,815 | 56,618 | 48,399 | 34,221 | 26,830 | 27,943 | 24,076 | 463,382 |

*Livermore Sector was closed after FY 2004



United States Border Patrol

Total Illegal Alien Apprehensions By Month - FY 2011

| SECTOR | October | November | December | January | February | March | April | May | June | July | August | September | Yearly Total |
|---|---------|----------|----------|---------|----------|--------|--------|--------|--------|--------|--------|-----------|--------------|
| Livermore* | N/A | N/A | N/A | N/A | N/A | N/A | N/A | N/A | N/A | N/A | N/A | N/A | N/A |
| Miami | 401 | 441 | 349 | 447 | 364 | 466 | 324 | 325 | 309 | 330 | 340 | 305 | 4,401 |
| New Orleans | 231 | 144 | 121 | 156 | 132 | 105 | 109 | 124 | 111 | 63 | 114 | 99 | 1,509 |
| Ramey | 55 | 25 | 59 | 47 | 44 | 54 | 46 | 82 | 42 | 90 | 38 | 60 | 642 |
| Blaine | 68 | 42 | 37 | 54 | 31 | 69 | 35 | 53 | 46 | 48 | 64 | 44 | 591 |
| Buffalo | 231 | 190 | 139 | 161 | 148 | 203 | 174 | 158 | 176 | 157 | 188 | 189 | 2,114 |
| Detroit | 177 | 143 | 110 | 133 | 121 | 175 | 118 | 103 | 110 | 96 | 126 | 119 | 1,531 |
| Grand Forks | 47 | 34 | 32 | 24 | 37 | 56 | 20 | 24 | 49 | 52 | 44 | 49 | 468 |
| Havre | 46 | 23 | 16 | 24 | 21 | 17 | 32 | 25 | 4 | 9 | 31 | 22 | 270 |
| Houlton | 4 | 4 | 0 | 1 | 1 | 9 | 1 | 1 | 10 | 5 | 2 | 3 | 41 |
| Spokane | 32 | 28 | 20 | 5 | 26 | 28 | 20 | 23 | 24 | 21 | 41 | 25 | 293 |
| Swanton | 78 | 74 | 37 | 67 | 67 | 50 | 53 | 53 | 50 | 121 | 110 | 55 | 815 |
| Big Bend (formerly Marfa) | 375 | 290 | 282 | 332 | 300 | 457 | 512 | 350 | 296 | 235 | 311 | 296 | 4,036 |
| Del Rio | 1,043 | 837 | 704 | 899 | 1,399 | 2,132 | 1,977 | 1,499 | 1,525 | 1,386 | 1,356 | 1,387 | 16,144 |
| El Centro | 2,201 | 1,851 | 1,734 | 2,135 | 2,569 | 3,772 | 3,563 | 3,278 | 2,904 | 2,225 | 2,074 | 1,885 | 30,191 |
| El Paso | 732 | 660 | 622 | 779 | 911 | 1,354 | 1,380 | 904 | 816 | 794 | 711 | 682 | 10,345 |
| Laredo | 2,286 | 2,174 | 1,797 | 2,285 | 2,943 | 4,686 | 3,891 | 3,168 | 3,205 | 2,913 | 3,262 | 3,443 | 36,053 |
| Rio Grande Valley (formerly McAllen) | 3,628 | 3,625 | 3,349 | 3,485 | 4,233 | 6,806 | 6,502 | 5,953 | 5,409 | 5,276 | 5,973 | 5,004 | 59,243 |
| San Diego | 4,344 | 3,480 | 3,233 | 3,379 | 3,977 | 4,811 | 4,031 | 3,474 | 3,109 | 3,016 | 2,863 | 2,730 | 42,447 |
| Tucson | 11,165 | 9,097 | 7,354 | 10,131 | 11,790 | 17,056 | 13,816 | 12,088 | 9,585 | 6,923 | 7,270 | 7,010 | 123,285 |
| Yuma | 391 | 391 | 354 | 501 | 664 | 940 | 579 | 522 | 317 | 402 | 346 | 426 | 5,833 |
| Coastal Border | 687 | 610 | 529 | 650 | 540 | 625 | 479 | 531 | 462 | 483 | 492 | 464 | 6,552 |
| Northern Border | 683 | 538 | 391 | 469 | 452 | 607 | 453 | 440 | 469 | 509 | 606 | 506 | 6,123 |
| Southwest Border | 26,165 | 22,405 | 19,429 | 23,926 | 28,786 | 42,014 | 36,251 | 31,236 | 27,166 | 23,170 | 24,166 | 22,863 | 327,577 |
| Monthly Total | 27,535 | 23,553 | 20,349 | 25,045 | 29,778 | 43,246 | 37,183 | 32,207 | 28,097 | 24,162 | 25,264 | 23,833 | 340,252 |

*Livermore Sector was closed after FY 2004



United States Border Patrol

Total Illegal Alien Apprehensions By Month - FY 2012

| SECTOR | October | November | December | January | February | March | April | May | June | July | August | September | Yearly Total |
|---|---------|----------|----------|---------|----------|--------|--------|--------|--------|--------|--------|-----------|--------------|
| Livermore* | N/A | N/A | N/A | N/A | N/A | N/A | N/A | N/A | N/A | N/A | N/A | N/A | N/A |
| Miami | 216 | 293 | 195 | 249 | 180 | 156 | 159 | 226 | 137 | 249 | 207 | 242 | 2,509 |
| New Orleans | 49 | 48 | 39 | 40 | 42 | 24 | 22 | 58 | 22 | 12 | 21 | 97 | 474 |
| Ramey | 72 | 100 | 41 | 51 | 50 | 68 | 41 | 39 | 123 | 41 | 33 | 43 | 702 |
| Blaine | 50 | 58 | 47 | 41 | 53 | 51 | 42 | 28 | 40 | 41 | 41 | 45 | 537 |
| Buffalo | 118 | 87 | 56 | 78 | 90 | 100 | 89 | 106 | 61 | 126 | 104 | 128 | 1,143 |
| Detroit | 127 | 109 | 57 | 62 | 67 | 95 | 111 | 67 | 82 | 67 | 55 | 51 | 950 |
| Grand Forks | 58 | 46 | 16 | 29 | 13 | 30 | 33 | 26 | 36 | 43 | 32 | 56 | 418 |
| Havre | 21 | 9 | 18 | 4 | 9 | 11 | 9 | 5 | 5 | 3 | 4 | 4 | 102 |
| Houlton | 0 | 3 | 2 | 1 | 0 | 1 | 2 | 1 | 7 | 4 | 9 | 11 | 41 |
| Spokane | 34 | 18 | 23 | 24 | 18 | 21 | 35 | 22 | 25 | 40 | 34 | 23 | 317 |
| Swanton | 40 | 43 | 43 | 26 | 51 | 48 | 47 | 52 | 103 | 120 | 69 | 60 | 702 |
| Big Bend (formerly Marfa) | 284 | 317 | 288 | 323 | 423 | 450 | 393 | 304 | 300 | 303 | 333 | 246 | 3,964 |
| Del Rio | 1,364 | 1,289 | 871 | 1,204 | 1,788 | 2,375 | 2,791 | 2,480 | 2,123 | 1,942 | 1,770 | 1,723 | 21,720 |
| El Centro | 1,946 | 1,698 | 1,401 | 1,655 | 2,041 | 2,857 | 2,805 | 2,622 | 2,107 | 1,896 | 1,411 | 1,477 | 23,916 |
| El Paso | 647 | 662 | 534 | 625 | 812 | 1,151 | 888 | 823 | 840 | 793 | 984 | 919 | 9,678 |
| Laredo | 2,835 | 2,846 | 1,853 | 3,180 | 3,855 | 5,154 | 5,100 | 4,478 | 4,019 | 3,670 | 4,306 | 3,576 | 44,872 |
| Rio Grande Valley (formerly McAllen) | 6,201 | 5,513 | 4,285 | 5,514 | 6,709 | 9,622 | 11,160 | 11,583 | 10,112 | 9,023 | 9,295 | 8,745 | 97,762 |
| San Diego | 2,439 | 2,185 | 2,136 | 2,185 | 2,439 | 3,064 | 2,879 | 2,787 | 2,170 | 2,165 | 2,020 | 1,992 | 28,461 |
| Tucson | 9,306 | 8,361 | 7,100 | 10,209 | 12,836 | 16,559 | 14,095 | 11,343 | 8,636 | 6,856 | 7,116 | 7,583 | 120,000 |
| Yuma | 590 | 497 | 515 | 819 | 676 | 986 | 517 | 546 | 362 | 330 | 332 | 330 | 6,500 |
| Coastal Border | 337 | 441 | 275 | 340 | 272 | 248 | 222 | 323 | 282 | 302 | 261 | 382 | 3,685 |
| Northern Border | 448 | 373 | 262 | 265 | 301 | 357 | 368 | 307 | 359 | 444 | 348 | 378 | 4,210 |
| Southwest Border | 25,612 | 23,368 | 18,983 | 25,714 | 31,579 | 42,218 | 40,628 | 36,966 | 30,669 | 26,978 | 27,567 | 26,591 | 356,873 |
| Monthly Total | 26,397 | 24,182 | 19,520 | 26,319 | 32,152 | 42,823 | 41,218 | 37,596 | 31,310 | 27,724 | 28,176 | 27,351 | 364,768 |

*Livermore Sector was closed after FY 2004



United States Border Patrol

Total Illegal Alien Apprehensions By Month - FY 2013

| SECTOR | October | November | December | January | February | March | April | May | June | July | August | September | Yearly Total |
|---|---------|----------|----------|---------|----------|--------|--------|--------|--------|--------|--------|-----------|--------------|
| Livermore* | N/A | N/A | N/A | N/A | N/A | N/A | N/A | N/A | N/A | N/A | N/A | N/A | N/A |
| Miami | 248 | 134 | 130 | 135 | 89 | 92 | 157 | 92 | 113 | 212 | 171 | 165 | 1,738 |
| New Orleans | 49 | 74 | 47 | 32 | 49 | 27 | 46 | 28 | 15 | 30 | 47 | 56 | 500 |
| Ramey | 24 | 56 | 45 | 39 | 107 | 194 | 11 | 27 | 99 | 43 | 164 | 115 | 924 |
| Blaine | 37 | 34 | 33 | 21 | 32 | 31 | 24 | 26 | 34 | 32 | 25 | 31 | 360 |
| Buffalo | 106 | 54 | 60 | 53 | 47 | 47 | 73 | 54 | 78 | 83 | 58 | 83 | 796 |
| Detroit | 65 | 58 | 64 | 58 | 44 | 50 | 49 | 43 | 42 | 67 | 59 | 51 | 650 |
| Grand Forks | 32 | 27 | 12 | 19 | 36 | 31 | 39 | 36 | 52 | 73 | 55 | 57 | 469 |
| Havre | 4 | 2 | 0 | 3 | 3 | 2 | 3 | 9 | 9 | 8 | 21 | 24 | 88 |
| Houlton | 15 | 1 | 0 | 0 | 1 | 2 | 2 | 0 | 7 | 1 | 3 | 5 | 37 |
| Spokane | 33 | 36 | 17 | 19 | 13 | 19 | 28 | 20 | 26 | 33 | 34 | 21 | 299 |
| Swanton | 35 | 21 | 29 | 17 | 41 | 50 | 53 | 57 | 42 | 72 | 48 | 66 | 531 |
| Big Bend (formerly Marfa) | 356 | 238 | 213 | 340 | 400 | 416 | 473 | 341 | 232 | 219 | 218 | 238 | 3,684 |
| Del Rio | 1,792 | 1,715 | 1,135 | 1,617 | 2,223 | 2,771 | 2,778 | 2,332 | 1,695 | 2,039 | 1,817 | 1,596 | 23,510 |
| El Centro | 1,527 | 1,408 | 1,101 | 1,103 | 1,340 | 2,098 | 1,972 | 1,513 | 1,222 | 1,035 | 1,056 | 931 | 16,306 |
| El Paso | 977 | 860 | 629 | 776 | 1,030 | 1,176 | 1,217 | 1,163 | 857 | 852 | 852 | 765 | 11,154 |
| Laredo | 3,829 | 3,537 | 2,835 | 3,280 | 4,628 | 5,903 | 5,621 | 5,338 | 4,029 | 4,212 | 3,944 | 3,593 | 50,749 |
| Rio Grande Valley (formerly McAllen) | 8,869 | 8,352 | 6,587 | 7,190 | 10,828 | 16,115 | 18,455 | 17,522 | 14,275 | 15,217 | 16,253 | 14,790 | 154,453 |
| San Diego | 1,922 | 1,924 | 1,795 | 2,150 | 2,227 | 3,062 | 2,833 | 2,854 | 2,324 | 2,313 | 2,069 | 2,023 | 27,496 |
| Tucson | 9,224 | 9,185 | 8,481 | 9,871 | 11,831 | 14,990 | 14,051 | 12,119 | 9,357 | 7,014 | 7,278 | 7,538 | 120,939 |
| Yuma | 433 | 417 | 467 | 594 | 535 | 762 | 812 | 674 | 445 | 329 | 310 | 328 | 6,106 |
| Coastal Border | 321 | 264 | 222 | 206 | 245 | 313 | 214 | 147 | 227 | 285 | 382 | 336 | 3,162 |
| Northern Border | 327 | 233 | 215 | 190 | 217 | 232 | 271 | 245 | 290 | 369 | 303 | 338 | 3,230 |
| Southwest Border | 28,929 | 27,636 | 23,243 | 26,921 | 35,042 | 47,293 | 48,212 | 43,856 | 34,436 | 33,230 | 33,797 | 31,802 | 414,397 |
| Monthly Total | 29,577 | 28,133 | 23,680 | 27,317 | 35,504 | 47,838 | 48,697 | 44,248 | 34,953 | 33,884 | 34,482 | 32,476 | 420,789 |

*Livermore Sector was closed after FY 2004



United States Border Patrol

Total Illegal Alien Apprehensions By Month - FY 2014

| SECTOR | October | November | December | January | February | March | April | May | June | July | August | September | Yearly Total |
|---|---------|----------|----------|---------|----------|--------|--------|--------|--------|--------|--------|-----------|--------------|
| Livermore* | N/A | N/A | N/A | N/A | N/A | N/A | N/A | N/A | N/A | N/A | N/A | N/A | N/A |
| Miami | 131 | 146 | 125 | 228 | 178 | 113 | 151 | 199 | 213 | 134 | 217 | 199 | 2,034 |
| New Orleans | 58 | 48 | 57 | 55 | 90 | 103 | 114 | 88 | 86 | 82 | 72 | 97 | 950 |
| Ramey | 133 | 120 | 48 | 79 | 39 | 79 | 38 | 86 | 133 | 77 | 73 | 53 | 958 |
| Blaine | 16 | 22 | 18 | 29 | 26 | 19 | 36 | 27 | 19 | 28 | 14 | 18 | 272 |
| Buffalo | 58 | 39 | 52 | 36 | 47 | 87 | 64 | 81 | 54 | 79 | 97 | 47 | 741 |
| Detroit | 48 | 53 | 51 | 34 | 55 | 35 | 40 | 49 | 86 | 66 | 70 | 60 | 647 |
| Grand Forks | 59 | 45 | 36 | 42 | 49 | 85 | 65 | 63 | 71 | 81 | 73 | 98 | 767 |
| Havre | 18 | 10 | 2 | 5 | 6 | 2 | 1 | 13 | 12 | 3 | 7 | 12 | 91 |
| Houlton | 3 | 4 | 2 | 3 | 3 | 1 | 2 | 13 | 1 | 4 | 8 | 1 | 45 |
| Spokane | 35 | 24 | 15 | 24 | 16 | 31 | 17 | 22 | 19 | 19 | 16 | 31 | 269 |
| Swanton | 44 | 25 | 45 | 30 | 21 | 17 | 31 | 33 | 57 | 69 | 64 | 70 | 506 |
| Big Bend (formerly Marfa) | 316 | 260 | 241 | 278 | 522 | 445 | 403 | 374 | 414 | 341 | 302 | 200 | 4,096 |
| Del Rio | 1,587 | 1,586 | 1,360 | 1,514 | 2,133 | 2,823 | 2,616 | 3,432 | 2,857 | 1,830 | 1,279 | 1,238 | 24,255 |
| El Centro | 1,193 | 1,077 | 987 | 1,126 | 1,365 | 1,502 | 1,441 | 1,353 | 1,203 | 1,250 | 1,095 | 919 | 14,511 |
| El Paso | 885 | 845 | 738 | 813 | 1,060 | 1,278 | 1,244 | 1,371 | 1,221 | 939 | 948 | 997 | 12,339 |
| Laredo | 3,638 | 3,026 | 2,567 | 2,756 | 3,838 | 5,087 | 5,117 | 4,737 | 3,946 | 3,546 | 2,960 | 2,831 | 44,049 |
| Rio Grande Valley (formerly McAllen) | 15,192 | 14,170 | 13,540 | 12,255 | 16,808 | 25,398 | 28,624 | 37,510 | 38,446 | 24,938 | 17,273 | 12,239 | 256,393 |
| San Diego | 2,218 | 2,153 | 2,091 | 2,548 | 2,469 | 3,378 | 3,035 | 2,863 | 2,438 | 2,497 | 2,132 | 2,089 | 29,911 |
| Tucson | 9,785 | 8,334 | 7,629 | 6,825 | 7,566 | 8,925 | 8,473 | 8,407 | 6,867 | 5,019 | 5,105 | 4,980 | 87,915 |
| Yuma | 498 | 445 | 375 | 553 | 642 | 760 | 549 | 636 | 470 | 348 | 294 | 332 | 5,902 |
| Coastal Border | 322 | 314 | 230 | 362 | 307 | 295 | 303 | 373 | 432 | 293 | 362 | 349 | 3,942 |
| Northern Border | 281 | 222 | 221 | 203 | 223 | 277 | 256 | 301 | 319 | 349 | 349 | 337 | 3,338 |
| Southwest Border | 35,312 | 31,896 | 29,528 | 28,668 | 36,403 | 49,596 | 51,502 | 60,683 | 57,862 | 40,708 | 31,388 | 25,825 | 479,371 |
| Monthly Total | 35,915 | 32,432 | 29,979 | 29,233 | 36,933 | 50,168 | 52,061 | 61,357 | 58,613 | 41,350 | 32,099 | 26,511 | 486,651 |

*Livermore Sector was closed after FY 2004



United States Border Patrol

Total Illegal Alien Apprehensions By Month - FY 2015

| SECTOR | October | November | December | January | February | March | April | May | June | July | August | September | Yearly Total |
|---|---------|----------|----------|---------|----------|--------|--------|--------|--------|--------|--------|-----------|--------------|
| Livermore* | N/A | N/A | N/A | N/A | N/A | N/A | N/A | N/A | N/A | N/A | N/A | N/A | N/A |
| Miami | 90 | 50 | 143 | 121 | 79 | 116 | 101 | 110 | 203 | 168 | 346 | 225 | 1,752 |
| New Orleans | 115 | 98 | 100 | 79 | 78 | 35 | 39 | 75 | 71 | 72 | 32 | 55 | 849 |
| Ramey | 55 | 76 | 32 | 71 | 12 | 60 | 44 | 25 | 39 | 74 | 9 | 60 | 557 |
| Blaine | 37 | 47 | 29 | 25 | 20 | 16 | 14 | 19 | 17 | 23 | 23 | 12 | 282 |
| Buffalo | 28 | 34 | 35 | 21 | 19 | 20 | 15 | 16 | 18 | 40 | 27 | 18 | 291 |
| Detroit | 75 | 68 | 109 | 42 | 35 | 30 | 44 | 36 | 72 | 32 | 54 | 40 | 637 |
| Grand Forks | 87 | 78 | 72 | 53 | 74 | 65 | 73 | 40 | 40 | 76 | 69 | 62 | 789 |
| Havre | 5 | 3 | 3 | 3 | 10 | 6 | 5 | 3 | 2 | 2 | 18 | 4 | 64 |
| Houlton | 1 | 2 | 8 | 4 | 6 | 0 | 3 | 0 | 0 | 4 | 2 | 2 | 32 |
| Spokane | 24 | 15 | 10 | 15 | 23 | 12 | 15 | 14 | 7 | 18 | 13 | 24 | 190 |
| Swanton | 26 | 23 | 25 | 6 | 19 | 27 | 14 | 16 | 35 | 39 | 68 | 43 | 341 |
| Big Bend (formerly Marfa) | 302 | 232 | 336 | 233 | 330 | 453 | 438 | 567 | 373 | 428 | 600 | 739 | 5,031 |
| Del Rio | 1,246 | 985 | 1,051 | 985 | 1,291 | 1,718 | 2,100 | 2,083 | 1,928 | 1,752 | 1,918 | 1,956 | 19,013 |
| El Centro | 894 | 842 | 980 | 902 | 991 | 1,355 | 1,244 | 1,295 | 1,063 | 1,072 | 1,058 | 1,124 | 12,820 |
| El Paso | 904 | 924 | 921 | 874 | 859 | 1,455 | 1,516 | 1,335 | 1,410 | 1,417 | 1,436 | 1,444 | 14,495 |
| Laredo | 3,276 | 2,540 | 2,367 | 2,776 | 2,864 | 3,093 | 3,497 | 3,127 | 2,958 | 3,110 | 3,072 | 3,208 | 35,888 |
| Rio Grande Valley (formerly McAllen) | 12,031 | 11,466 | 11,035 | 8,425 | 9,557 | 11,817 | 12,602 | 14,103 | 13,750 | 13,719 | 14,750 | 14,002 | 147,257 |
| San Diego | 2,133 | 1,924 | 2,280 | 2,111 | 2,466 | 2,876 | 2,284 | 2,308 | 2,081 | 1,985 | 1,883 | 1,959 | 26,290 |
| Tucson | 5,261 | 5,303 | 5,610 | 4,869 | 5,553 | 6,256 | 5,543 | 6,105 | 5,081 | 4,071 | 4,733 | 5,012 | 63,397 |
| Yuma | 403 | 425 | 439 | 339 | 465 | 768 | 526 | 653 | 659 | 834 | 789 | 842 | 7,142 |
| Coastal Border | 260 | 224 | 275 | 271 | 169 | 211 | 184 | 210 | 313 | 314 | 387 | 340 | 3,158 |
| Northern Border | 283 | 270 | 291 | 169 | 206 | 176 | 183 | 144 | 191 | 234 | 274 | 205 | 2,626 |
| Southwest Border | 26,450 | 24,641 | 25,019 | 21,514 | 24,376 | 29,791 | 29,750 | 31,576 | 29,303 | 28,388 | 30,239 | 30,286 | 331,333 |
| Monthly Total | 26,993 | 25,135 | 25,585 | 21,954 | 24,751 | 30,178 | 30,117 | 31,930 | 29,807 | 28,936 | 30,900 | 30,831 | 337,117 |

*Livermore Sector was closed after FY 2004



United States Border Patrol

Total Illegal Alien Apprehensions By Month - FY 2016

| SECTOR | October | November | December | January | February | March | April | May | June | July | August | September | Yearly Total |
|---|---------|----------|----------|---------|----------|--------|--------|--------|--------|--------|--------|-----------|--------------|
| Livermore* | N/A | N/A | N/A | N/A | N/A | N/A | N/A | N/A | N/A | N/A | N/A | N/A | N/A |
| Miami | 271 | 206 | 337 | 207 | 181 | 310 | 331 | 266 | 232 | 286 | 274 | 304 | 3,205 |
| New Orleans | 74 | 59 | 48 | 40 | 53 | 50 | 76 | 57 | 56 | 96 | 72 | 83 | 764 |
| Ramey | 21 | 57 | 64 | 28 | 68 | 63 | 61 | 78 | 72 | 66 | 43 | 73 | 694 |
| Blaine | 27 | 28 | 13 | 13 | 21 | 33 | 19 | 20 | 17 | 28 | 30 | 22 | 271 |
| Buffalo | 15 | 4 | 7 | 22 | 14 | 17 | 29 | 21 | 15 | 37 | 27 | 18 | 226 |
| Detroit | 55 | 38 | 58 | 35 | 54 | 61 | 51 | 78 | 67 | 64 | 89 | 66 | 716 |
| Grand Forks | 40 | 40 | 25 | 48 | 26 | 49 | 35 | 34 | 34 | 66 | 62 | 46 | 505 |
| Havre | 4 | 5 | 1 | 4 | 1 | 2 | 9 | 4 | 2 | 2 | 7 | 2 | 43 |
| Houlton | 6 | 0 | 1 | 1 | 2 | 2 | 2 | 7 | 1 | 2 | 1 | 0 | 25 |
| Spokane | 4 | 16 | 9 | 4 | 6 | 11 | 18 | 56 | 20 | 19 | 20 | 23 | 206 |
| Swanton | 25 | 13 | 25 | 10 | 14 | 26 | 18 | 14 | 34 | 35 | 30 | 47 | 291 |
| Big Bend (formerly Marfa) | 735 | 637 | 690 | 388 | 458 | 616 | 739 | 491 | 292 | 344 | 326 | 650 | 6,366 |
| Del Rio | 1,873 | 1,798 | 2,185 | 1,531 | 1,780 | 2,022 | 2,224 | 2,588 | 1,918 | 1,833 | 1,445 | 1,881 | 23,078 |
| El Centro | 1,214 | 1,239 | 1,253 | 1,061 | 1,342 | 1,775 | 2,097 | 2,000 | 1,719 | 1,669 | 2,047 | 2,032 | 19,448 |
| El Paso | 1,639 | 1,679 | 2,187 | 1,148 | 1,399 | 2,158 | 2,408 | 2,481 | 2,369 | 2,503 | 2,708 | 2,955 | 25,634 |
| Laredo | 3,146 | 3,249 | 2,995 | 2,454 | 2,895 | 3,196 | 3,654 | 3,403 | 2,906 | 2,647 | 2,888 | 3,129 | 36,562 |
| Rio Grande Valley (formerly McAllen) | 15,036 | 15,297 | 17,736 | 9,398 | 9,660 | 13,325 | 16,688 | 18,291 | 15,972 | 16,519 | 19,155 | 19,753 | 186,830 |
| San Diego | 2,081 | 2,022 | 2,196 | 2,525 | 2,504 | 3,108 | 3,329 | 3,118 | 2,522 | 2,555 | 2,748 | 3,183 | 31,891 |
| Tucson | 5,899 | 5,791 | 6,263 | 4,572 | 5,245 | 6,142 | 5,784 | 6,574 | 5,427 | 4,364 | 4,303 | 4,527 | 64,891 |
| Yuma | 1,101 | 1,126 | 1,509 | 681 | 789 | 974 | 1,166 | 1,391 | 1,325 | 1,289 | 1,428 | 1,391 | 14,170 |
| Coastal Border | 366 | 322 | 449 | 275 | 302 | 423 | 468 | 401 | 360 | 448 | 389 | 460 | 4,663 |
| Northern Border | 176 | 144 | 139 | 137 | 138 | 201 | 181 | 234 | 190 | 253 | 266 | 224 | 2,283 |
| Southwest Border | 32,724 | 32,838 | 37,014 | 23,758 | 26,072 | 33,316 | 38,089 | 40,337 | 34,450 | 33,723 | 37,048 | 39,501 | 408,870 |
| Monthly Total | 33,266 | 33,304 | 37,602 | 24,170 | 26,512 | 33,940 | 38,738 | 40,972 | 35,000 | 34,424 | 37,703 | 40,185 | 415,816 |

*Livermore Sector was closed after FY 2004



United States Border Patrol

Total Illegal Alien Apprehensions By Month - FY 2017

| SECTOR | October | November | December | January | February | March | April | May | June | July | August | September | Yearly Total |
|---|---------|----------|----------|---------|----------|--------|--------|--------|--------|--------|--------|-----------|--------------|
| Livermore* | N/A | N/A | N/A | N/A | N/A | N/A | N/A | N/A | N/A | N/A | N/A | N/A | N/A |
| Miami | 178 | 186 | 329 | 161 | 194 | 150 | 193 | 221 | 173 | 195 | 196 | 104 | 2,280 |
| New Orleans | 76 | 98 | 81 | 121 | 94 | 88 | 50 | 105 | 57 | 52 | 74 | 24 | 920 |
| Ramey | 77 | 41 | 62 | 99 | 15 | 15 | 39 | 17 | 0 | 8 | 15 | 0 | 388 |
| Blaine | 45 | 36 | 28 | 20 | 23 | 21 | 16 | 12 | 23 | 27 | 27 | 10 | 288 |
| Buffalo | 9 | 19 | 12 | 24 | 66 | 16 | 33 | 76 | 48 | 55 | 37 | 52 | 447 |
| Detroit | 64 | 30 | 34 | 43 | 71 | 143 | 119 | 112 | 118 | 113 | 132 | 91 | 1,070 |
| Grand Forks | 19 | 25 | 23 | 40 | 48 | 56 | 57 | 44 | 42 | 51 | 58 | 33 | 496 |
| Havre | 1 | 3 | 2 | 0 | 4 | 0 | 4 | 6 | 4 | 7 | 7 | 1 | 39 |
| Houlton | 5 | 0 | 0 | 1 | 0 | 1 | 0 | 5 | 1 | 5 | 8 | 4 | 30 |
| Spokane | 16 | 10 | 7 | 5 | 18 | 22 | 14 | 14 | 50 | 19 | 17 | 16 | 208 |
| Swanton | 10 | 22 | 25 | 19 | 43 | 43 | 25 | 41 | 51 | 63 | 73 | 34 | 449 |
| Big Bend (formerly Marfa) | 697 | 603 | 477 | 473 | 383 | 357 | 413 | 552 | 378 | 492 | 563 | 614 | 6,002 |
| Del Rio | 2,106 | 1,880 | 1,817 | 1,243 | 1,104 | 746 | 589 | 740 | 761 | 760 | 798 | 932 | 13,476 |
| El Centro | 2,441 | 1,850 | 1,870 | 1,796 | 1,196 | 871 | 849 | 1,134 | 1,280 | 1,478 | 1,880 | 1,988 | 18,633 |
| El Paso | 3,973 | 4,105 | 3,948 | 2,779 | 1,575 | 978 | 906 | 1,032 | 1,180 | 1,395 | 1,782 | 1,540 | 25,193 |
| Laredo | 3,350 | 3,194 | 2,460 | 2,265 | 1,710 | 1,256 | 1,304 | 1,722 | 1,839 | 2,120 | 2,143 | 2,097 | 25,460 |
| Rio Grande Valley (formerly McAllen) | 22,642 | 24,686 | 23,418 | 15,580 | 7,855 | 4,147 | 3,942 | 4,882 | 5,817 | 7,107 | 8,650 | 8,836 | 137,562 |
| San Diego | 2,934 | 2,947 | 3,099 | 2,927 | 1,808 | 1,356 | 1,392 | 1,724 | 1,652 | 1,764 | 2,241 | 2,242 | 26,086 |
| Tucson | 5,924 | 5,912 | 4,303 | 3,357 | 2,589 | 2,148 | 1,487 | 2,199 | 2,632 | 2,177 | 2,913 | 3,016 | 38,657 |
| Yuma | 2,117 | 2,034 | 1,859 | 1,156 | 534 | 336 | 245 | 534 | 548 | 894 | 1,318 | 1,272 | 12,847 |
| Coastal Border | 331 | 325 | 472 | 381 | 303 | 253 | 282 | 343 | 230 | 255 | 285 | 128 | 3,588 |
| Northern Border | 169 | 145 | 131 | 152 | 273 | 302 | 268 | 310 | 337 | 340 | 359 | 241 | 3,027 |
| Southwest Border | 46,184 | 47,211 | 43,251 | 31,576 | 18,754 | 12,195 | 11,127 | 14,519 | 16,087 | 18,187 | 22,288 | 22,537 | 303,916 |
| Monthly Total | 46,684 | 47,681 | 43,854 | 32,109 | 19,330 | 12,750 | 11,677 | 15,172 | 16,654 | 18,782 | 22,932 | 22,906 | 310,531 |

*Livermore Sector was closed after FY 2004



United States Border Patrol

Total Illegal Alien Apprehensions By Fiscal Year (Oct. 1st through Sept. 30th)

| SECTOR | FY 2000 | FY 2001 | FY 2002 | FY 2003 | FY 2004 | FY 2005 | FY 2006 | FY 2007 | FY 2008 | FY 2009 | FY 2010 | FY 2011 | FY 2012 | FY 2013 | FY 2014 | FY 2015 | FY 2016 | FY 2017 |
|---|-----------|-----------|---------|---------|-----------|-----------|-----------|---------|---------|---------|---------|---------|---------|---------|---------|---------|---------|---------|
| Livermore | 6,205 | 5,211 | 4,371 | 3,565 | 1,850 | 114 | N/A | N/A | N/A | N/A | N/A | N/A | N/A | N/A | N/A | N/A | N/A | N/A |
| Miami | 6,237 | 5,962 | 5,143 | 5,931 | 4,602 | 7,245 | 6,032 | 7,120 | 6,020 | 4,425 | 4,651 | 4,401 | 2,509 | 1,738 | 2,034 | 1,752 | 3,205 | 2,280 |
| New Orleans | 6,478 | 5,033 | 4,665 | 5,151 | 2,889 | 1,358 | 3,053 | 4,018 | 4,303 | 3,527 | 3,171 | 1,509 | 474 | 500 | 950 | 849 | 764 | 920 |
| Ramey | 1,731 | 1,952 | 835 | 1,688 | 1,813 | 1,619 | 1,436 | 548 | 572 | 418 | 398 | 642 | 702 | 924 | 958 | 557 | 694 | 388 |
| Blaine | 2,581 | 2,089 | 1,732 | 1,380 | 1,354 | 1,001 | 811 | 749 | 954 | 843 | 673 | 591 | 537 | 360 | 272 | 282 | 271 | 288 |
| Buffalo | 1,570 | 1,434 | 1,102 | 564 | 671 | 400 | 1,517 | 2,191 | 3,339 | 2,672 | 2,422 | 2,114 | 1,143 | 796 | 741 | 291 | 226 | 447 |
| Detroit | 2,057 | 2,106 | 1,511 | 2,345 | 1,912 | 1,793 | 1,281 | 902 | 961 | 1,157 | 1,669 | 1,531 | 950 | 650 | 647 | 637 | 716 | 1,070 |
| Grand Forks | 562 | 921 | 1,369 | 1,223 | 1,225 | 754 | 518 | 497 | 541 | 472 | 543 | 468 | 418 | 469 | 767 | 789 | 505 | 496 |
| Havre | 1,568 | 1,305 | 1,463 | 1,406 | 986 | 948 | 568 | 486 | 427 | 283 | 290 | 270 | 102 | 88 | 91 | 64 | 43 | 39 |
| Houlton | 489 | 685 | 432 | 292 | 263 | 233 | 175 | 95 | 81 | 59 | 56 | 41 | 41 | 37 | 45 | 32 | 25 | 30 |
| Spokane | 1,324 | 1,335 | 1,142 | 992 | 847 | 279 | 185 | 341 | 340 | 277 | 356 | 293 | 317 | 299 | 269 | 190 | 206 | 208 |
| Swanton | 1,957 | 2,463 | 1,736 | 1,955 | 2,701 | 1,935 | 1,544 | 1,119 | 1,282 | 1,043 | 1,422 | 815 | 702 | 531 | 506 | 341 | 291 | 449 |
| Big Bend (formerly Marfa) | 13,689 | 12,087 | 11,392 | 10,319 | 10,530 | 10,536 | 7,520 | 5,536 | 5,391 | 6,360 | 5,288 | 4,036 | 3,964 | 3,684 | 4,096 | 5,031 | 6,366 | 6,002 |
| Del Rio | 157,178 | 104,875 | 66,985 | 50,145 | 53,794 | 68,506 | 42,636 | 22,920 | 20,761 | 17,082 | 14,694 | 16,144 | 21,720 | 23,510 | 24,255 | 19,013 | 23,078 | 13,476 |
| El Centro | 238,126 | 172,852 | 108,273 | 92,099 | 74,467 | 55,722 | 61,465 | 55,883 | 40,961 | 33,521 | 32,562 | 30,191 | 23,916 | 16,306 | 14,511 | 12,820 | 19,448 | 18,633 |
| El Paso | 115,696 | 112,857 | 94,154 | 88,816 | 104,399 | 122,679 | 122,256 | 75,464 | 30,312 | 14,999 | 12,251 | 10,345 | 9,678 | 11,154 | 12,339 | 14,495 | 25,634 | 25,193 |
| Laredo | 108,973 | 87,068 | 82,095 | 70,521 | 74,706 | 75,346 | 74,840 | 56,714 | 43,658 | 40,569 | 35,287 | 36,053 | 44,872 | 50,749 | 44,049 | 35,888 | 36,562 | 25,460 |
| Rio Grande Valley (formerly McAllen) | 133,243 | 107,844 | 89,927 | 77,749 | 92,947 | 134,186 | 110,528 | 73,430 | 75,473 | 60,989 | 59,766 | 59,243 | 97,762 | 154,453 | 256,393 | 147,257 | 186,830 | 137,562 |
| San Diego | 151,681 | 110,075 | 100,681 | 111,515 | 138,608 | 126,904 | 142,104 | 152,460 | 162,390 | 118,721 | 68,565 | 42,447 | 28,461 | 27,496 | 29,911 | 26,290 | 31,891 | 26,086 |
| Tucson | 616,346 | 449,675 | 333,648 | 347,263 | 491,771 | 439,079 | 392,074 | 378,239 | 317,696 | 241,673 | 212,202 | 123,285 | 120,000 | 120,939 | 87,915 | 63,397 | 64,891 | 38,657 |
| Yuma | 108,747 | 78,385 | 42,654 | 56,638 | 98,060 | 138,438 | 118,549 | 37,992 | 8,363 | 6,951 | 7,116 | 5,833 | 6,500 | 6,106 | 5,902 | 7,142 | 14,170 | 12,847 |
| Coastal Border | 20,651 | 18,158 | 15,014 | 16,335 | 11,154 | 10,336 | 10,521 | 11,686 | 10,895 | 8,370 | 8,220 | 6,552 | 3,685 | 3,162 | 3,942 | 3,158 | 4,663 | 3,588 |
| Northern Border | 12,108 | 12,338 | 10,487 | 10,157 | 9,959 | 7,343 | 6,599 | 6,380 | 7,925 | 6,806 | 7,431 | 6,123 | 4,210 | 3,230 | 3,338 | 2,626 | 2,283 | 3,027 |
| Southwest Border | 1,643,679 | 1,235,718 | 929,809 | 905,065 | 1,139,282 | 1,171,396 | 1,071,972 | 858,638 | 705,005 | 540,865 | 447,731 | 327,577 | 356,873 | 414,397 | 479,371 | 331,333 | 408,870 | 303,916 |
| Grand Total | 1,676,438 | 1,266,214 | 955,310 | 931,557 | 1,160,395 | 1,189,075 | 1,089,092 | 876,704 | 723,825 | 556,041 | 463,382 | 340,252 | 364,768 | 420,789 | 486,651 | 337,117 | 415,816 | 310,531 |



United States Border Patrol

Illegal Alien Apprehensions From Mexico By Fiscal Year (Oct. 1st through Sept. 30th)

| SECTOR | FY2000 | FY 2001 | FY 2002 | FY 2003 | FY 2004 | FY 2005 | FY 2006 | FY 2007 | FY 2008 | FY 2009 | FY 2010 | FY 2011 | FY 2012 | FY 2013 | FY 2014 | FY 2015 | FY 2016 | FY 2017 |
|---|-----------|-----------|---------|---------|-----------|-----------|---------|---------|---------|---------|---------|---------|---------|---------|---------|---------|---------|---------|
| Livermore | 6,034 | 5,007 | 4,186 | 3,382 | 1,753 | 106 | N/A | N/A | N/A | N/A | N/A | N/A | N/A | N/A | N/A | N/A | N/A | N/A |
| Miami | 2,421 | 1,590 | 1,825 | 2,481 | 2,007 | 2,325 | 1,616 | 1,612 | 1,564 | 1,857 | 1,837 | 1,529 | 831 | 388 | 277 | 273 | 652 | 634 |
| New Orleans | 5,985 | 4,616 | 4,126 | 4,352 | 2,280 | 983 | 1,840 | 2,633 | 2,923 | 2,269 | 1,941 | 897 | 277 | 262 | 465 | 394 | 388 | 392 |
| Ramey | 0 | 0 | 0 | 0 | 3 | 1 | 2 | 0 | 0 | 2 | 2 | 3 | 0 | 3 | 0 | 1 | 0 | 1 |
| Blaine | 1,560 | 1,214 | 1,059 | 754 | 759 | 506 | 485 | 518 | 643 | 524 | 376 | 314 | 270 | 106 | 58 | 67 | 40 | 51 |
| Buffalo | 978 | 850 | 421 | 218 | 240 | 221 | 959 | 1,271 | 1,618 | 1,314 | 1,143 | 938 | 607 | 370 | 294 | 137 | 82 | 154 |
| Detroit | 1,634 | 1,772 | 1,125 | 1,672 | 1,353 | 1,327 | 944 | 686 | 664 | 881 | 1,196 | 1,031 | 673 | 479 | 431 | 427 | 504 | 748 |
| Grand Forks | 373 | 755 | 1,068 | 1,009 | 1,011 | 580 | 383 | 334 | 361 | 311 | 388 | 294 | 306 | 337 | 532 | 563 | 352 | 294 |
| Havre | 1,375 | 1,153 | 1,199 | 1,153 | 844 | 807 | 511 | 409 | 379 | 208 | 184 | 167 | 54 | 62 | 51 | 46 | 12 | 11 |
| Houlton | 135 | 300 | 49 | 52 | 89 | 76 | 58 | 17 | 12 | 10 | 6 | 5 | 8 | 1 | 5 | 1 | 7 | 0 |
| Spokane | 1,205 | 1,252 | 1,006 | 839 | 742 | 173 | 108 | 290 | 296 | 260 | 316 | 234 | 266 | 237 | 219 | 153 | 149 | 141 |
| Swanton | 102 | 148 | 168 | 250 | 457 | 391 | 341 | 284 | 271 | 168 | 157 | 162 | 122 | 80 | 75 | 43 | 23 | 90 |
| Big Bend (formerly Marfa) | 12,851 | 11,107 | 10,321 | 9,477 | 9,736 | 9,568 | 6,791 | 5,002 | 4,756 | 5,573 | 4,754 | 3,621 | 3,417 | 3,174 | 3,164 | 2,177 | 2,728 | 2,656 |
| Del Rio | 150,467 | 100,265 | 64,169 | 45,779 | 43,931 | 37,276 | 30,361 | 16,286 | 14,916 | 12,820 | 10,593 | 11,697 | 12,404 | 14,005 | 10,196 | 10,874 | 12,953 | 7,320 |
| El Centro | 236,346 | 171,866 | 107,411 | 91,116 | 73,741 | 54,770 | 60,723 | 55,271 | 40,159 | 32,602 | 31,704 | 29,474 | 22,511 | 15,141 | 12,511 | 11,320 | 14,361 | 12,821 |
| El Paso | 114,299 | 110,679 | 91,655 | 86,097 | 100,842 | 117,780 | 117,532 | 72,293 | 29,137 | 13,887 | 11,194 | 9,633 | 8,915 | 10,092 | 9,904 | 10,677 | 13,660 | 9,856 |
| Laredo | 105,637 | 82,460 | 77,815 | 62,734 | 62,220 | 54,553 | 59,146 | 44,831 | 34,403 | 31,831 | 27,957 | 29,131 | 31,742 | 32,772 | 26,540 | 25,766 | 25,337 | 17,569 |
| Rio Grande Valley (formerly McAllen) | 122,501 | 95,287 | 78,588 | 62,830 | 66,521 | 54,332 | 58,282 | 51,975 | 55,401 | 45,051 | 40,732 | 38,353 | 47,823 | 57,624 | 63,468 | 48,173 | 46,334 | 29,653 |
| San Diego | 150,599 | 109,281 | 99,551 | 109,919 | 136,847 | 124,947 | 140,821 | 151,140 | 160,818 | 117,227 | 67,259 | 41,281 | 27,307 | 26,223 | 27,871 | 24,269 | 25,380 | 19,026 |
| Tucson | 614,145 | 446,471 | 329,991 | 341,971 | 482,990 | 426,416 | 382,610 | 366,456 | 305,429 | 230,045 | 195,921 | 111,974 | 102,303 | 101,092 | 68,870 | 48,916 | 46,494 | 26,329 |
| Yuma | 108,236 | 77,974 | 42,260 | 55,927 | 96,640 | 136,767 | 117,553 | 37,380 | 8,016 | 6,546 | 6,705 | 5,416 | 5,919 | 5,286 | 4,247 | 3,845 | 3,513 | 2,708 |
| Coastal Border | 14,440 | 11,213 | 10,137 | 10,215 | 6,043 | 3,415 | 3,458 | 4,245 | 4,487 | 4,128 | 3,780 | 2,429 | 1,108 | 653 | 742 | 668 | 1,040 | 1,027 |
| Northern Border | 7,362 | 7,444 | 6,095 | 5,947 | 5,495 | 4,081 | 3,789 | 3,809 | 4,244 | 3,676 | 3,766 | 3,145 | 2,306 | 1,672 | 1,665 | 1,437 | 1,169 | 1,489 |
| Southwest Border | 1,615,081 | 1,205,390 | 901,761 | 865,850 | 1,073,468 | 1,016,409 | 973,819 | 800,634 | 653,035 | 495,582 | 396,819 | 280,580 | 262,341 | 265,409 | 226,771 | 186,017 | 190,760 | 127,938 |
| Grand Total | 1,636,883 | 1,224,047 | 917,993 | 882,012 | 1,085,006 | 1,023,905 | 981,066 | 808,688 | 661,766 | 503,386 | 404,365 | 286,154 | 265,755 | 267,734 | 229,178 | 188,122 | 192,969 | 130,454 |



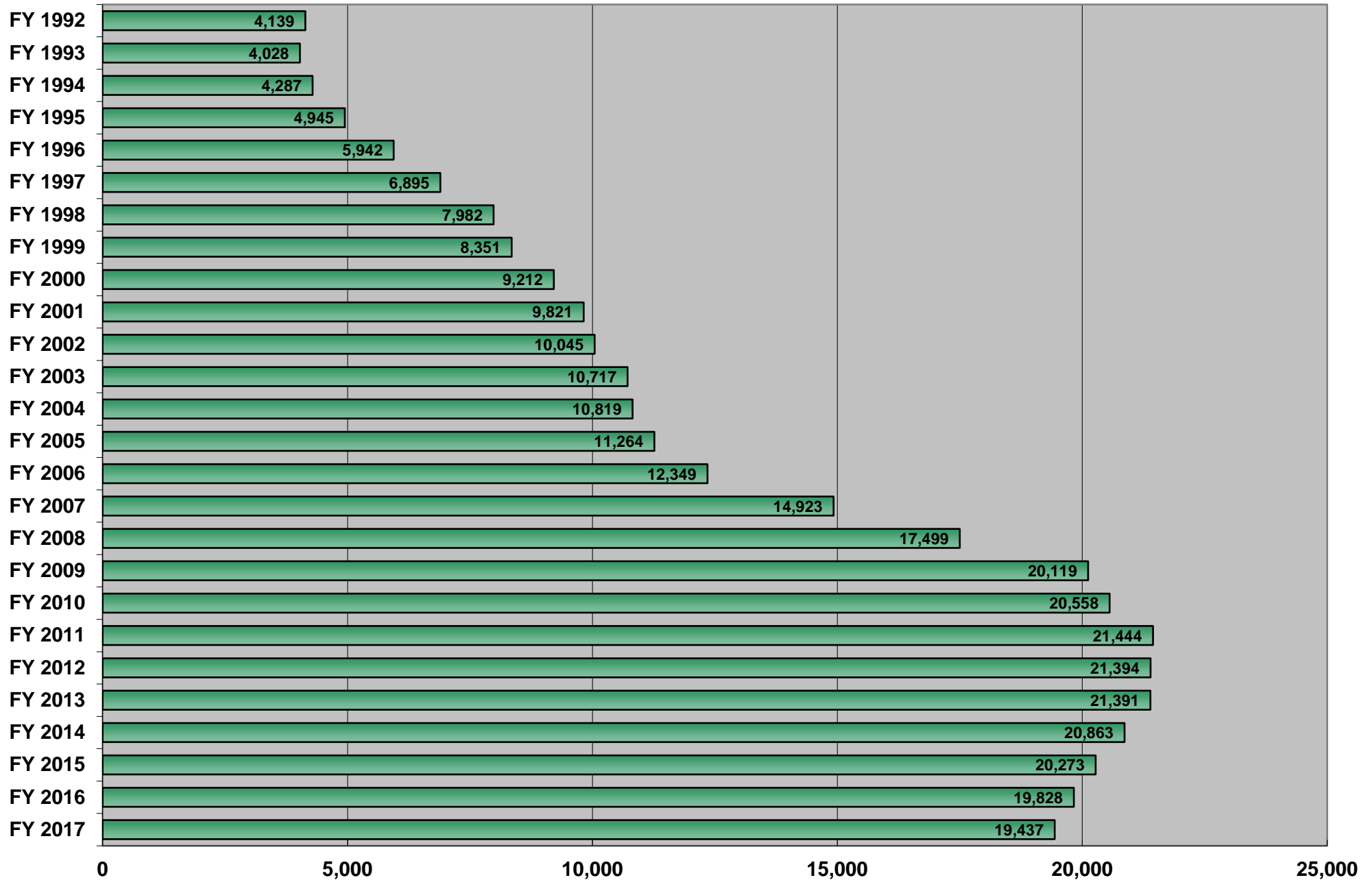
United States Border Patrol

Illegal Alien Apprehensions From Countries Other Than Mexico By Fiscal Year (Oct. 1st through Sept. 30)

| SECTOR | FY2000 | FY 2001 | FY 2002 | FY 2003 | FY 2004 | FY 2005 | FY 2006 | FY 2007 | FY 2008 | FY 2009 | FY 2010 | FY 2011 | FY 2012 | FY 2013 | FY 2014 | FY 2015 | FY 2016 | FY 2017 |
|---|--------|---------|---------|---------|---------|---------|---------|---------|---------|---------|---------|---------|---------|---------|---------|---------|---------|---------|
| Livermore | 171 | 204 | 185 | 183 | 97 | 8 | N/A | N/A | N/A | N/A | N/A | N/A | N/A | N/A | N/A | N/A | N/A | N/A |
| Miami | 3,816 | 4,372 | 3,318 | 3,450 | 2,595 | 4,920 | 4,416 | 5,508 | 4,456 | 2,568 | 2,814 | 2,872 | 1,678 | 1,350 | 1,757 | 1,479 | 2,553 | 1,646 |
| New Orleans | 493 | 417 | 539 | 799 | 609 | 375 | 1,213 | 1,385 | 1,380 | 1,258 | 1,230 | 612 | 197 | 238 | 485 | 455 | 376 | 528 |
| Ramey | 1,731 | 1,952 | 835 | 1,688 | 1,810 | 1,618 | 1,434 | 548 | 572 | 416 | 396 | 639 | 702 | 921 | 958 | 556 | 694 | 387 |
| Blaine | 1,021 | 875 | 673 | 626 | 595 | 495 | 326 | 231 | 311 | 319 | 297 | 277 | 267 | 254 | 214 | 215 | 231 | 237 |
| Buffalo | 592 | 584 | 681 | 346 | 431 | 179 | 558 | 920 | 1,721 | 1,358 | 1,279 | 1,176 | 536 | 426 | 447 | 154 | 144 | 293 |
| Detroit | 423 | 334 | 386 | 673 | 559 | 466 | 337 | 216 | 297 | 276 | 473 | 500 | 277 | 171 | 216 | 210 | 212 | 322 |
| Grand Forks | 189 | 166 | 301 | 214 | 214 | 174 | 135 | 163 | 180 | 161 | 155 | 174 | 112 | 132 | 235 | 226 | 153 | 202 |
| Havre | 193 | 152 | 264 | 253 | 142 | 141 | 57 | 77 | 48 | 75 | 106 | 103 | 48 | 26 | 40 | 18 | 31 | 28 |
| Houlton | 354 | 385 | 383 | 240 | 174 | 157 | 117 | 78 | 69 | 49 | 50 | 36 | 33 | 36 | 40 | 31 | 18 | 30 |
| Spokane | 119 | 83 | 136 | 153 | 105 | 106 | 77 | 51 | 44 | 17 | 40 | 59 | 51 | 62 | 50 | 37 | 57 | 67 |
| Swanton | 1,855 | 2,315 | 1,568 | 1,705 | 2,244 | 1,544 | 1,203 | 835 | 1,011 | 875 | 1,265 | 653 | 580 | 451 | 431 | 298 | 268 | 359 |
| Big Bend (formerly Marfa) | 838 | 980 | 1,071 | 842 | 794 | 968 | 729 | 534 | 635 | 787 | 534 | 415 | 547 | 510 | 932 | 2,854 | 3,638 | 3,638 |
| Del Rio | 6,711 | 4,610 | 2,816 | 4,366 | 9,863 | 31,230 | 12,275 | 6,634 | 5,845 | 4,262 | 4,101 | 4,447 | 9,316 | 9,505 | 14,059 | 8,139 | 10,125 | 10,125 |
| El Centro | 1,780 | 986 | 862 | 983 | 726 | 952 | 742 | 612 | 802 | 919 | 858 | 717 | 1,405 | 1,165 | 2,000 | 1,500 | 5,087 | 5,087 |
| El Paso | 1,397 | 2,178 | 2,499 | 2,719 | 3,557 | 4,899 | 4,724 | 3,171 | 1,175 | 1,112 | 1,057 | 712 | 763 | 1,062 | 2,435 | 3,818 | 11,974 | 11,974 |
| Laredo | 3,336 | 4,608 | 4,280 | 7,787 | 12,486 | 20,793 | 15,694 | 11,883 | 9,255 | 8,738 | 7,330 | 6,922 | 13,130 | 17,977 | 17,509 | 10,122 | 11,225 | 11,225 |
| Rio Grande Valley (formerly McAllen) | 10,742 | 12,557 | 11,339 | 14,919 | 26,426 | 79,854 | 52,246 | 21,455 | 20,072 | 15,938 | 19,034 | 20,890 | 49,939 | 96,829 | 192,925 | 99,084 | 140,496 | 140,496 |
| San Diego | 1,082 | 794 | 1,130 | 1,596 | 1,761 | 1,957 | 1,283 | 1,320 | 1,572 | 1,494 | 1,306 | 1,166 | 1,154 | 1,273 | 2,040 | 2,021 | 6,511 | 6,511 |
| Tucson | 2,201 | 3,204 | 3,657 | 5,292 | 8,781 | 12,663 | 9,464 | 11,783 | 12,267 | 11,628 | 16,281 | 11,311 | 17,697 | 19,847 | 19,045 | 14,481 | 18,397 | 18,397 |
| Yuma | 511 | 411 | 394 | 711 | 1,420 | 1,671 | 996 | 612 | 347 | 405 | 411 | 417 | 581 | 820 | 1,655 | 3,297 | 10,657 | 10,657 |
| Coastal Border | 6,211 | 6,945 | 4,877 | 6,120 | 5,111 | 6,921 | 7,063 | 7,441 | 6,408 | 4,242 | 4,440 | 4,123 | 2,577 | 2,509 | 3,200 | 2,490 | 3,623 | 2,561 |
| Northern Border | 4,746 | 4,894 | 4,392 | 4,210 | 4,464 | 3,262 | 2,810 | 2,571 | 3,681 | 3,130 | 3,665 | 2,978 | 1,904 | 1,558 | 1,673 | 1,189 | 1,114 | 1,538 |
| Southwest Border | 28,598 | 30,328 | 28,048 | 39,215 | 65,814 | 154,987 | 98,153 | 58,004 | 51,970 | 45,283 | 50,912 | 46,997 | 94,532 | 148,988 | 252,600 | 145,316 | 218,110 | 175,978 |
| Grand Total | 39,555 | 42,167 | 37,317 | 49,545 | 75,389 | 165,170 | 108,026 | 68,016 | 62,059 | 52,655 | 59,017 | 54,098 | 99,013 | 153,055 | 257,473 | 148,995 | 222,847 | 180,077 |

United States Border Patrol

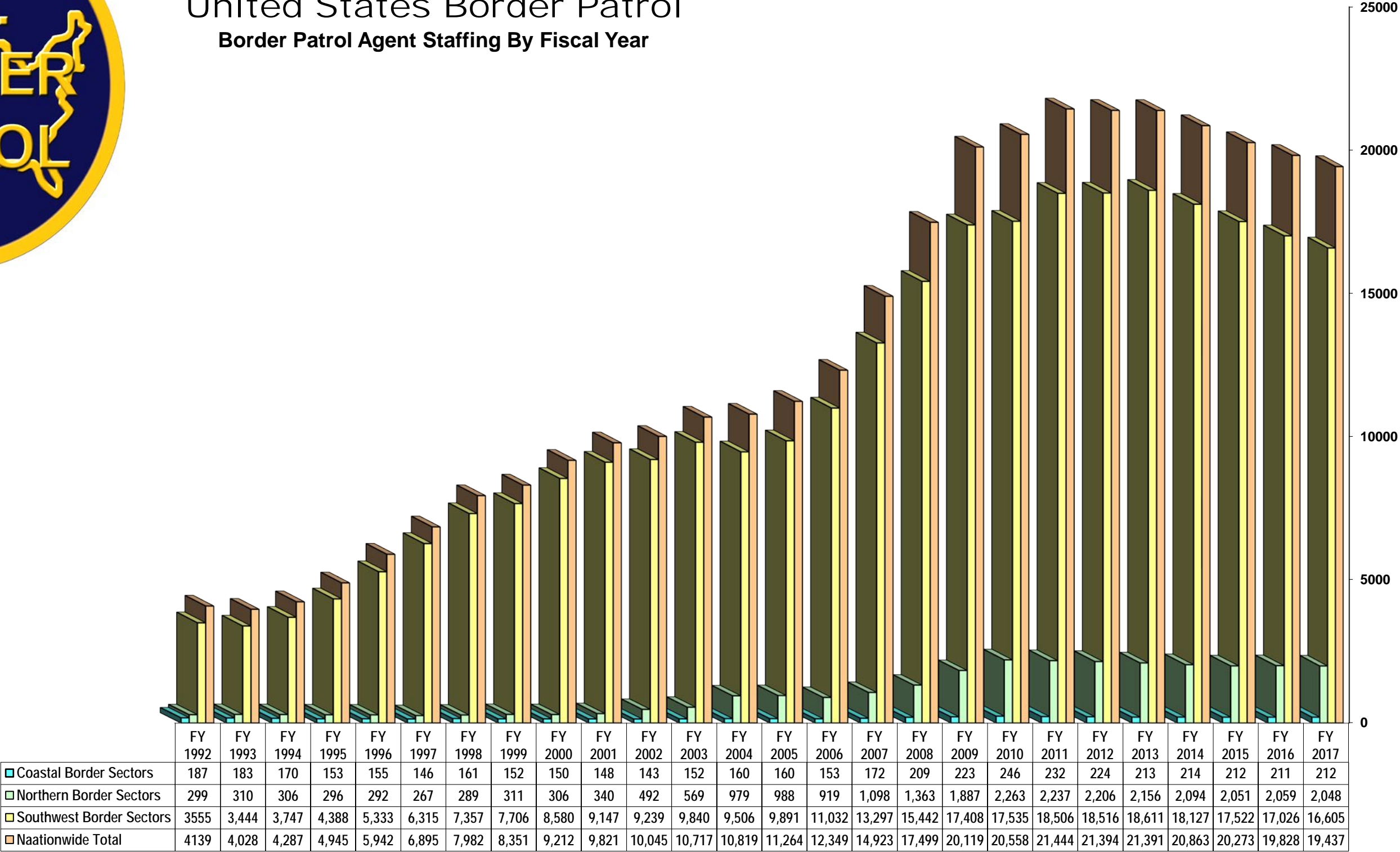
Border Patrol Agent Nationwide Staffing by Fiscal Year





United States Border Patrol

Border Patrol Agent Staffing By Fiscal Year



United States Border Patrol

Border Patrol Agent Staffing By Fiscal Year

| Fiscal Year | Coastal Border Sectors | Northern Border Sectors | Southwest Border Sectors | Nationwide Total |
|-------------|------------------------|-------------------------|--------------------------|------------------|
| FY 1992 | 187 | 299 | 3,555 | 4,139 |
| FY 1993 | 183 | 310 | 3,444 | 4,028 |
| FY 1994 | 170 | 306 | 3,747 | 4,287 |
| FY 1995 | 153 | 296 | 4,388 | 4,945 |
| FY 1996 | 155 | 292 | 5,333 | 5,942 |
| FY 1997 | 146 | 267 | 6,315 | 6,895 |
| FY 1998 | 161 | 289 | 7,357 | 7,982 |
| FY 1999 | 152 | 311 | 7,706 | 8,351 |
| FY 2000 | 150 | 306 | 8,580 | 9,212 |
| FY 2001 | 148 | 340 | 9,147 | 9,821 |
| FY 2002 | 143 | 492 | 9,239 | 10,045 |
| FY 2003 | 152 | 569 | 9,840 | 10,717 |
| FY 2004 | 160 | 979 | 9,506 | 10,819 |
| FY 2005 | 160 | 988 | 9,891 | 11,264 |
| FY 2006 | 153 | 919 | 11,032 | 12,349 |
| FY 2007 | 172 | 1,098 | 13,297 | 14,923 |
| FY 2008 | 209 | 1,363 | 15,442 | 17,499 |
| FY 2009 | 223 | 1,887 | 17,408 | 20,119 |
| FY 2010 | 246 | 2,263 | 17,535 | 20,558 |
| FY 2011 | 232 | 2,237 | 18,506 | 21,444 |
| FY 2012 | 224 | 2,206 | 18,546 | 21,394 |
| FY 2013 | 213 | 2,156 | 18,611 | 21,391 |
| FY 2014 | 215 | 2,093 | 18,156 | 20,863 |
| FY 2015 | 212 | 2,051 | 17,522 | 20,273 |
| FY 2016 | 211 | 2,059 | 17,026 | 19,828 |
| FY 2017 | 212 | 2,048 | 16,605 | 19,437 |

Coastal Border Sectors include: Livermore (closed after FY 2004), Miami, New Orleans, and Ramey, Puerto Rico.

Northern Border Sectors include: Blaine, Buffalo, Detroit, Grand Forks, Havre, Houlton, Spokane and Swanton.

Southwest Border Sectors include: Big Bend (Marfa), Del Rio, El Centro, El Paso, Laredo, Rio Grande Valley (McAllen), San Diego, Tucson, Yuma, and as of FY 2010, the Special Operations Group.

Nationwide Total includes: All on-board Border Patrol agents in CBP

United States Border Patrol

Border Patrol Agent Staffing By Fiscal Year

| | FY 1992 | FY 1993 | FY 1994 | FY 1995 | FY 1996 | FY 1997 | FY 1998 | FY 1999 | FY 2000 | FY 2001 | FY 2002 | FY 2003 | FY 2004 | FY 2005 | FY 2006 | FY 2007 | FY 2008 | FY 2009 | FY 2010 | FY 2011 | FY 2012 | FY 2013 | FY 2014 | FY 2015 | FY 2016 | FY 2017 | |
|--|---------|---------|---------|---------|---------|---------|---------|---------|---------|---------|---------|---------|---------|---------|---------|---------|---------|---------|---------|---------|---------|---------|---------|---------|---------|---------|--|
| Coastal Border Sectors | | | | | | | | | | | | | | | | | | | | | | | | | | | |
| Livermore * | 55 | 52 | 51 | 47 | 38 | 23 | 26 | 22 | 17 | 12 | 11 | 7 | 5 | - | - | - | - | - | - | - | - | - | - | - | - | - | |
| Miami | 58 | 58 | 55 | 51 | 52 | 48 | 56 | 53 | 56 | 58 | 61 | 65 | 80 | 78 | 81 | 81 | 86 | 91 | 96 | 94 | 92 | 92 | 94 | 96 | 105 | 111 | |
| New Orleans | 41 | 41 | 38 | 34 | 41 | 40 | 40 | 43 | 41 | 41 | 43 | 44 | 41 | 46 | 41 | 52 | 58 | 65 | 78 | 70 | 72 | 62 | 62 | 66 | 67 | 63 | |
| Ramey | 33 | 32 | 26 | 21 | 24 | 35 | 39 | 34 | 36 | 37 | 28 | 36 | 34 | 36 | 31 | 39 | 65 | 67 | 72 | 68 | 60 | 59 | 59 | 50 | 39 | 38 | |
| Northern Border Sectors | | | | | | | | | | | | | | | | | | | | | | | | | | | |
| Blaine | 39 | 45 | 43 | 49 | 45 | 38 | 38 | 48 | 45 | 48 | 81 | 89 | 127 | 129 | 121 | 133 | 182 | 241 | 327 | 331 | 323 | 315 | 314 | 297 | 295 | 296 | |
| Buffalo | 33 | 33 | 31 | 30 | 32 | 33 | 35 | 35 | 35 | 37 | 60 | 73 | 110 | 121 | 112 | 166 | 204 | 289 | 320 | 311 | 311 | 297 | 288 | 283 | 285 | 277 | |
| Detroit | 29 | 31 | 31 | 29 | 28 | 27 | 28 | 35 | 35 | 38 | 64 | 80 | 128 | 130 | 117 | 157 | 185 | 318 | 430 | 409 | 409 | 410 | 406 | 411 | 411 | 408 | |
| Grand Forks | 28 | 30 | 30 | 28 | 31 | 28 | 28 | 28 | 25 | 32 | 45 | 53 | 118 | 109 | 98 | 116 | 131 | 169 | 213 | 213 | 199 | 189 | 185 | 174 | 181 | 189 | |
| Havre | 32 | 30 | 30 | 29 | 28 | 25 | 25 | 25 | 29 | 31 | 42 | 52 | 109 | 100 | 93 | 103 | 119 | 156 | 221 | 213 | 208 | 192 | 164 | 167 | 175 | 183 | |
| Houlton | 35 | 34 | 35 | 31 | 30 | 26 | 29 | 31 | 29 | 33 | 47 | 47 | 120 | 118 | 104 | 113 | 137 | 190 | 203 | 201 | 200 | 202 | 193 | 193 | 184 | 173 | |
| Spokane | 35 | 36 | 36 | 32 | 32 | 32 | 36 | 35 | 34 | 39 | 63 | 78 | 120 | 120 | 119 | 132 | 186 | 232 | 255 | 257 | 246 | 247 | 244 | 229 | 234 | 230 | |
| Swanton | 68 | 71 | 70 | 68 | 66 | 58 | 70 | 74 | 74 | 82 | 90 | 97 | 147 | 161 | 155 | 178 | 219 | 292 | 294 | 302 | 306 | 304 | 299 | 297 | 294 | 292 | |
| Southwest Border Sectors | | | | | | | | | | | | | | | | | | | | | | | | | | | |
| Big Bend (formerly Marfa) | 108 | 134 | 128 | 133 | 134 | 135 | 164 | 144 | 196 | 194 | 253 | 230 | 239 | 220 | 246 | 336 | 421 | 682 | 672 | 667 | 693 | 623 | 588 | 549 | 511 | 500 | |
| Del Rio | 317 | 297 | 299 | 399 | 406 | 471 | 589 | 639 | 758 | 893 | 972 | 950 | 933 | 907 | 935 | 1,138 | 1,427 | 1,682 | 1,650 | 1,626 | 1,655 | 1,598 | 1,537 | 1,536 | 1,439 | 1,391 | |
| El Centro | 217 | 198 | 194 | 190 | 189 | 249 | 383 | 423 | 502 | 589 | 683 | 755 | 734 | 684 | 713 | 894 | 1,080 | 1,187 | 1,181 | 1,164 | 1,168 | 1,141 | 1,074 | 1,004 | 927 | 870 | |
| El Paso | 627 | 608 | 643 | 746 | 841 | 918 | 972 | 957 | 1,036 | 1,086 | 1,122 | 1,188 | 1,094 | 1,330 | 1,741 | 2,251 | 2,506 | 2,712 | 2,752 | 2,738 | 2,718 | 2,631 | 2,522 | 2,364 | 2,240 | 2,182 | |
| Laredo | 364 | 353 | 337 | 421 | 415 | 451 | 628 | 685 | 806 | 921 | 969 | 1,025 | 981 | 937 | 926 | 1,206 | 1,636 | 1,863 | 1,858 | 1,871 | 1,879 | 1,804 | 1,785 | 1,670 | 1,670 | 1,666 | |
| Rio Grande Valley (formerly McAllen) | 418 | 393 | 392 | 474 | 507 | 760 | 1,107 | 1,166 | 1,368 | 1,451 | 1,484 | 1,524 | 1,439 | 1,380 | 1,431 | 1,822 | 2,063 | 2,422 | 2,441 | 2,504 | 2,546 | 3,086 | 3,064 | 3,056 | 3,135 | 3,130 | |
| San Diego | 1,009 | 992 | 1,290 | 1,433 | 1,965 | 2,281 | 2,274 | 2,136 | 2,053 | 2,004 | 1,807 | 1,972 | 1,651 | 1,562 | 1,671 | 2,019 | 2,328 | 2,570 | 2,594 | 2,669 | 2,623 | 2,572 | 2,546 | 2,430 | 2,325 | 2,199 | |
| Tucson | 300 | 287 | 282 | 407 | 702 | 875 | 1,013 | 1,328 | 1,548 | 1,686 | 1,626 | 1,838 | 2,104 | 2,324 | 2,595 | 2,806 | 3,049 | 3,318 | 3,353 | 4,239 | 4,176 | 4,135 | 4,052 | 3,991 | 3,834 | 3,691 | |
| Yuma | 195 | 182 | 182 | 185 | 174 | 175 | 227 | 228 | 313 | 323 | 323 | 358 | 331 | 547 | 774 | 825 | 932 | 972 | 987 | 969 | 954 | 911 | 859 | 804 | 829 | 859 | |

* Livermore Sector closed after FY 2004



United States Border Patrol

Southwest Border Sectors

Southwest Border Deaths By Fiscal Year (Oct. 1st through Sept. 30th)

| Fiscal Year | Big Bend (formerly Marfa) | Del Rio | El Centro | El Paso | Laredo | Rio Grande Valley (formerly McAllen) | San Diego | Tucson | Yuma | Southwest Border Total |
|-------------|------------------------------|---------|-----------|---------|--------|---|-----------|--------|------|------------------------|
| 2017 | 1 | 18 | 2 | 8 | 83 | 104 | 4 | 72 | 2 | 294 |
| 2016 | 2 | 14 | 9 | 6 | 68 | 132 | 7 | 84 | 7 | 329 |
| 2015 | 4 | 12 | 4 | 2 | 57 | 97 | 6 | 63 | 6 | 251 |
| 2014 | 5 | 17 | 6 | 0 | 54 | 116 | 5 | 107 | 3 | 313 |
| 2013 | 3 | 18 | 3 | 2 | 62 | 156 | 7 | 194 | 6 | 451 |
| 2012 | 1 | 29 | 11 | 1 | 91 | 144 | 5 | 180 | 9 | 471 |
| 2011 | 2 | 18 | 5 | 6 | 65 | 66 | 15 | 195 | 3 | 375 |
| 2010 | 0 | 23 | 14 | 4 | 35 | 29 | 8 | 251 | 1 | 365 |
| 2009 | 3 | 29 | 27 | 5 | 58 | 68 | 15 | 212 | 3 | 420 |
| 2008 | 3 | 22 | 20 | 8 | 32 | 92 | 32 | 171 | 5 | 385 |
| 2007 | 0 | 20 | 12 | 25 | 52 | 61 | 15 | 202 | 11 | 398 |
| 2006 | 4 | 34 | 21 | 33 | 36 | 81 | 36 | 169 | 40 | 454 |
| 2005 | 4 | 28 | 30 | 28 | 53 | 55 | 23 | 219 | 52 | 492 |
| 2004 | 0 | 21 | 36 | 18 | 22 | 35 | 15 | 142 | 39 | 328 |
| 2003 | 0 | 23 | 61 | 10 | 17 | 39 | 29 | 137 | 22 | 338 |
| 2002 | 4 | 29 | 64 | 8 | 15 | 30 | 24 | 134 | 12 | 320 |
| 2001 | 3 | 41 | 96 | 10 | 28 | 37 | 21 | 80 | 24 | 340 |
| 2000 | 3 | 48 | 72 | 26 | 47 | 40 | 34 | 74 | 36 | 380 |
| 1999 | 0 | 30 | 56 | 15 | 37 | 36 | 25 | 29 | 21 | 249 |
| 1998 | 3 | 28 | 90 | 24 | 20 | 26 | 44 | 11 | 17 | 263 |

*Data may be subject to change based on new discoveries of remains and possible dates of death as determined by a medical examiner



United States Border Patrol

Southwest Border Sectors

Total Illegal Alien Apprehensions By Fiscal Year (Oct. 1st through Sept. 30th)

| Fiscal Year | Big Bend (formerly Marfa) | Del Rio | El Centro | El Paso | Laredo | Rio Grande Valley (formerly McAllen) | San Diego | Tucson | Yuma | Southwest Border Total |
|-------------|------------------------------|---------|-----------|---------|---------|---|-----------|---------|---------|------------------------|
| 2017 | 6,002 | 13,476 | 18,633 | 25,193 | 25,460 | 137,562 | 26,086 | 38,657 | 12,847 | 303,916 |
| 2016 | 6,366 | 23,078 | 19,448 | 25,634 | 36,562 | 186,830 | 31,891 | 64,891 | 14,170 | 408,870 |
| 2015 | 5,031 | 19,013 | 12,820 | 14,495 | 35,888 | 147,257 | 26,290 | 63,397 | 7,142 | 331,333 |
| 2014 | 4,096 | 24,255 | 14,511 | 12,339 | 44,049 | 256,393 | 29,911 | 87,915 | 5,902 | 479,371 |
| 2013 | 3,684 | 23,510 | 16,306 | 11,154 | 50,749 | 154,453 | 27,496 | 120,939 | 6,106 | 414,397 |
| 2012 | 3,964 | 21,720 | 23,916 | 9,678 | 44,872 | 97,762 | 28,461 | 120,000 | 6,500 | 356,873 |
| 2011 | 4,036 | 16,144 | 30,191 | 10,345 | 36,053 | 59,243 | 42,447 | 123,285 | 5,833 | 327,577 |
| 2010 | 5,288 | 14,694 | 32,562 | 12,251 | 35,287 | 59,766 | 68,565 | 212,202 | 7,116 | 447,731 |
| 2009 | 6,360 | 17,082 | 33,521 | 14,999 | 40,569 | 60,989 | 118,721 | 241,673 | 6,951 | 540,865 |
| 2008 | 5,391 | 20,761 | 40,961 | 30,312 | 43,658 | 75,473 | 162,390 | 317,696 | 8,363 | 705,005 |
| 2007 | 5,536 | 22,920 | 55,883 | 75,464 | 56,714 | 73,430 | 152,460 | 378,239 | 37,992 | 858,638 |
| 2006 | 7,520 | 42,636 | 61,465 | 122,256 | 74,840 | 110,528 | 142,104 | 392,074 | 118,549 | 1,071,972 |
| 2005 | 10,536 | 68,506 | 55,722 | 122,679 | 75,346 | 134,186 | 126,904 | 439,079 | 138,438 | 1,171,396 |
| 2004 | 10,530 | 53,794 | 74,467 | 104,399 | 74,706 | 92,947 | 138,608 | 491,771 | 98,060 | 1,139,282 |
| 2003 | 10,319 | 50,145 | 92,099 | 88,816 | 70,521 | 77,749 | 111,515 | 347,263 | 56,638 | 905,065 |
| 2002 | 11,392 | 66,985 | 108,273 | 94,154 | 82,095 | 89,927 | 100,681 | 333,648 | 42,654 | 929,809 |
| 2001 | 12,087 | 104,875 | 172,852 | 112,857 | 87,068 | 107,844 | 110,075 | 449,675 | 78,385 | 1,235,718 |
| 2000 | 13,689 | 157,178 | 238,126 | 115,696 | 108,973 | 133,243 | 151,681 | 616,346 | 108,747 | 1,643,679 |
| 1999 | 14,952 | 156,653 | 225,279 | 110,857 | 114,004 | 169,151 | 182,267 | 470,449 | 93,388 | 1,537,000 |
| 1998 | 14,509 | 131,058 | 226,695 | 125,035 | 103,433 | 204,257 | 248,092 | 387,406 | 76,195 | 1,516,680 |
| 1997 | 12,692 | 113,280 | 146,210 | 124,376 | 141,893 | 243,793 | 283,889 | 272,397 | 30,177 | 1,368,707 |
| 1996 | 13,214 | 121,137 | 66,873 | 145,929 | 131,841 | 210,553 | 483,815 | 305,348 | 28,310 | 1,507,020 |
| 1995 | 11,552 | 76,490 | 37,317 | 110,971 | 93,305 | 169,101 | 524,231 | 227,529 | 20,894 | 1,271,390 |
| 1994 | 13,494 | 50,036 | 27,654 | 79,688 | 73,142 | 124,251 | 450,152 | 139,473 | 21,211 | 979,101 |
| 1993 | 15,486 | 42,289 | 30,058 | 285,781 | 82,348 | 109,048 | 531,689 | 92,639 | 23,548 | 1,212,886 |
| 1992 | 13,819 | 33,414 | 29,852 | 248,642 | 72,449 | 85,889 | 565,581 | 71,036 | 24,892 | 1,145,574 |
| 1991 | 8,764 | 38,554 | 30,450 | 211,775 | 72,293 | 87,319 | 540,347 | 59,728 | 28,646 | 1,077,876 |
| 1990 | 7,180 | 41,373 | 28,708 | 223,219 | 89,052 | 97,018 | 473,323 | 53,061 | 36,387 | 1,049,321 |
| 1989 | 5,560 | 46,786 | 27,524 | 168,105 | 75,292 | 79,650 | 366,757 | 51,445 | 31,387 | 852,506 |
| 1988 | 6,209 | 59,403 | 41,179 | 182,566 | 69,912 | 60,294 | 431,592 | 48,683 | 42,723 | 942,561 |
| 1987 | 9,586 | 64,934 | 55,291 | 231,994 | 74,139 | 71,038 | 500,327 | 47,481 | 67,277 | 1,122,067 |
| 1986 | 23,796 | 123,952 | 95,186 | 312,892 | 143,685 | 121,783 | 629,656 | 71,675 | 93,219 | 1,615,844 |
| 1985 | 23,667 | 99,280 | 71,519 | 240,350 | 114,931 | 82,826 | 427,772 | 55,269 | 67,737 | 1,183,351 |
| 1984 | 22,196 | 87,058 | 68,563 | 212,652 | 87,059 | 66,860 | 407,828 | 46,283 | 59,777 | 1,058,276 |
| 1983 | 20,829 | 83,733 | 71,897 | 205,944 | 65,279 | 57,706 | 429,121 | 35,870 | 63,595 | 1,033,974 |
| 1982 | 20,268 | 48,753 | 55,440 | 152,882 | 40,385 | 32,533 | 314,979 | 32,344 | 48,236 | 745,820 |
| 1981 | 17,584 | 50,455 | 59,774 | 146,872 | 36,910 | 32,809 | 326,836 | 33,085 | 45,483 | 749,808 |
| 1980 | 15,602 | 50,762 | 57,009 | 127,488 | 39,167 | 35,012 | 285,984 | 33,668 | 45,862 | 690,554 |
| 1979 | 20,116 | 50,262 | 55,532 | 149,722 | 50,666 | 41,915 | 337,930 | 37,075 | 52,580 | 795,798 |
| 1978 | 23,501 | 54,098 | 42,118 | 174,010 | 36,627 | 45,201 | 325,557 | 34,991 | 53,338 | 789,441 |
| 1977 | 22,239 | 42,322 | 38,421 | 145,059 | 27,289 | 38,704 | 337,195 | 33,295 | 48,669 | 733,193 |
| 1976 | 19,846 | 32,988 | 32,327 | 114,886 | 24,665 | 38,839 | 266,709 | 34,641 | 42,598 | 607,499 |
| 1975 | 20,472 | 32,008 | 27,217 | 99,000 | 26,199 | 31,300 | 185,499 | 39,941 | 50,628 | 512,264 |
| 1974 | 23,291 | 44,098 | 26,143 | 112,432 | 30,061 | 38,668 | 196,981 | 50,108 | 49,824 | 571,606 |
| 1973 | 22,378 | 42,232 | 23,125 | 82,386 | 23,854 | 37,092 | 128,889 | 44,824 | 36,286 | 441,066 |
| 1972 | 20,269 | 31,110 | 15,327 | 78,168 | 21,781 | 29,338 | 73,115 | 32,272 | 19,946 | 321,326 |
| 1971 | 22,026 | 25,780 | 14,292 | 57,796 | 17,665 | 28,281 | 59,375 | 23,548 | 15,228 | 263,991 |
| 1970 | 16,770 | 18,711 | 12,028 | 43,640 | 11,569 | 20,708 | 50,663 | 14,222 | 13,469 | 201,780 |
| 1969 | 11,973 | 12,991 | 9,195 | 31,159 | 8,129 | 14,076 | 33,311 | 8,301 | 8,833 | 137,968 |
| 1968 | 8,834 | 9,576 | 8,358 | 19,408 | 5,715 | 10,093 | 24,116 | 4,537 | 6,004 | 96,641 |
| 1967 | 7,049 | 7,906 | 6,974 | 13,656 | 4,178 | 9,029 | 17,844 | 3,068 | 4,269 | 73,973 |
| 1966 | 6,592 | 6,845 | 6,916 | 10,119 | 3,658 | 8,706 | 13,362 | 2,392 | 4,050 | 62,640 |
| 1965 | 3,973 | 4,292 | 5,344 | 6,355 | 2,310 | 8,057 | 6,558 | 1,480 | 1,651 | 40,020 |
| 1964 | 3,146 | 4,489 | 2,640 | 4,486 | 2,168 | 9,173 | 4,521 | 1,200 | 696 | 32,519 |
| 1963 | 2,026 | 4,417 | 1,690 | 3,813 | 1,753 | 9,992 | 3,768 | 1,466 | 719 | 29,644 |
| 1962 | 1,431 | 3,250 | 1,426 | 3,304 | 1,274 | 5,569 | 3,091 | 1,247 | 511 | 21,103 |
| 1961 | 954 | 3,458 | 1,878 | 3,540 | 1,172 | 6,713 | 2,279 | 1,178 | 573 | 21,745 |
| 1960 | 732 | 3,023 | 1,839 | 3,630 | 1,024 | 5,515 | 3,371 | 1,255 | 633 | 21,022 |



United States Border Patrol

Nationwide Illegal Alien Apprehensions Fiscal Years 1925 - 2017

| Fiscal Year | Apprehensions |
|-------------|---------------|
| 1925 | 22,199 |
| 1926 | 12,735 |
| 1927 | 16,393 |
| 1928 | 23,566 |
| 1929 | 32,711 |
| 1930 | 20,880 |
| 1931 | 22,276 |
| 1932 | 22,735 |
| 1933 | 20,949 |
| 1934 | 10,319 |
| 1935 | 11,016 |
| 1936 | 11,728 |
| 1937 | 13,054 |
| 1938 | 12,851 |
| 1939 | 12,037 |
| 1940 | 10,492 |
| 1941 | 11,294 |
| 1942 | 11,784 |
| 1943 | 11,175 |
| 1944 | 31,175 |
| 1945 | 69,164 |
| 1946 | 99,591 |
| 1947 | 193,657 |
| 1948 | 192,779 |
| 1949 | 288,253 |
| 1950 | 468,339 |
| 1951 | 509,040 |
| 1952 | 528,815 |
| 1953 | 835,311 |
| 1954 | 1,028,246 |
| 1955 | 225,186 |
| 1956 | 68,420 |
| 1957 | 46,225 |
| 1958 | 40,504 |
| 1959 | 32,996 |
| 1960 | 28,966 |
| 1961 | 29,384 |
| 1962 | 29,897 |
| 1963 | 38,861 |
| 1964 | 42,879 |
| 1965 | 52,422 |
| 1966 | 79,610 |
| 1967 | 94,778 |
| 1968 | 123,519 |
| 1969 | 172,391 |
| 1970 | 231,116 |

| Fiscal Year | Apprehensions |
|-------------|---------------|
| 1971 | 302,517 |
| 1972 | 396,495 |
| 1973 | 498,123 |
| 1974 | 634,777 |
| 1975 | 596,796 |
| 1976 | 696,039 |
| 1977 | 812,541 |
| 1978 | 862,837 |
| 1979 | 888,729 |
| 1980 | 759,420 |
| 1981 | 825,290 |
| 1982 | 819,919 |
| 1983 | 1,105,670 |
| 1984 | 1,138,566 |
| 1985 | 1,262,435 |
| 1986 | 1,692,544 |
| 1987 | 1,158,030 |
| 1988 | 969,214 |
| 1989 | 891,147 |
| 1990 | 1,103,353 |
| 1991 | 1,132,033 |
| 1992 | 1,199,560 |
| 1993 | 1,263,490 |
| 1994 | 1,031,668 |
| 1995 | 1,324,202 |
| 1996 | 1,549,876 |
| 1997 | 1,412,953 |
| 1998 | 1,555,776 |
| 1999 | 1,579,010 |
| 2000 | 1,676,438 |
| 2001 | 1,266,214 |
| 2002 | 955,310 |
| 2003 | 931,557 |
| 2004 | 1,160,395 |
| 2005 | 1,189,075 |
| 2006 | 1,089,092 |
| 2007 | 876,704 |
| 2008 | 723,825 |
| 2009 | 556,041 |
| 2010 | 463,382 |
| 2011 | 340,252 |
| 2012 | 364,768 |
| 2013 | 420,789 |
| 2014 | 486,651 |
| 2015 | 337,117 |
| 2016 | 415,816 |
| 2017 | 310,531 |



United States Border Patrol

Enacted Border Patrol Program Budget by Fiscal Year (Dollars in Thousands)

| Fiscal Year | Budget Amount |
|-------------|---------------|
| 1990 | \$262,647 |
| 1991 | \$298,718 |
| 1992 | \$326,234 |
| 1993 | \$362,659 |
| 1994 | \$399,995 |
| 1995 | \$451,535 |
| 1996 | \$568,012 |
| 1997 | \$717,389 |
| 1998 | \$877,092 |
| 1999 | \$916,780 |
| 2000 | \$1,055,444 |
| 2001 | \$1,146,463 |
| 2002 | \$1,416,251 |
| 2003 | \$1,515,080 |
| 2004 | \$1,409,480 |
| 2005 | \$1,524,960 |
| 2006 | \$2,115,268 |
| 2007 | \$2,277,510 |
| 2008 | \$2,245,261 |
| 2009 | \$2,656,055 |
| 2010 | \$2,958,108 |
| 2011 | \$3,549,295 |
| 2012 | \$3,530,994 |
| 2013 | \$3,466,880 |
| 2014 | \$3,634,855 |
| 2015 | \$3,797,821 |
| 2016 | \$3,642,820 |
| 2017 | \$3,805,253 |

* Includes carryover counter-terrorism funds from Fiscal Year 2002

** New funding structure related to the transfer of the Border Patrol Program to DHS/CBP

*** Includes Fiscal Year 2005 Emergency Supplemental

**** Includes Fiscal Year 2006 War Supplemental carryover funds

***** Includes Fiscal Years 2010 / 2011 Border Security Supplemental



United States Border Patrol

Mileage of Pedestrian and Vehicle Fencing by State

Data current as of 8/2/2017

| | Pedestrian Primary Fence* | Pedestrian Secondary Fence* | Pedestrian Tertiary Fence* | Vehicle Fence* | Total* |
|--------------------------------|------------------------------|-----------------------------------|-------------------------------|-------------------|--------------|
| <i>Southwest Border</i> | 354.0 | 37.0 | 14.0 | 300.0 | 705.0 |
| <i>California</i> | 101.0 | 14.0 | 2.0 | 15.5 | 131.5 |
| <i>Arizona</i> | 124.0 | 10.0 | 8.0 | 183.0 | 325.0 |
| <i>New Mexico</i> | 14.0 | 0.0 | 0.0 | 101.0 | 116.0 |
| <i>Texas</i> | 115.0 | 13.0 | 4.0 | 0.5 | 132.5 |

* Figures are rounded