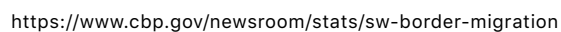


(<https://www.linkedin.com/company/2997?trk=tyah>)



Southwest Border Migration FY 2019



U.S. Border Patrol Southwest Border Apprehensions FY 2019

USBP	Demographic	OCT	NOV	DEC	JAN	FEB	MAR	APR	MAY	JUN	JUL	AUG	SEP	Total
Southwest Border	Unaccompanied Alien Child	4,968	5,259	4,754	5,107	6,821	8,973	8,897						44,779
	Family Units*	23,116	25,164	27,507	24,200	36,531	53,205	58,474						248,197
	Single Adult	22,924	21,433	18,487	18,684	23,531	30,653	31,606						167,318
Southwest Border Total Apprehensions		51,008	51,856	50,748	47,991	66,883	92,831	98,977						460,294

*Family Unit represents the number of individuals (either a child under 18 years old, parent, or legal guardian) apprehended with a family member by the U.S. Border Patrol.

In April, 98,977 people were apprehended between ports of entry on the Southwest Border, compared with 92,831 in the month of March and 66,883 in February. In FY18, a total of 396,579 individuals were apprehended between ports of entry on our Southwest Border.

For breakdown by Sector, visit [USBP Southwest Border Apprehensions by Sector \(/newsroom/stats/sw-border-migration/usbp-sw-border-apprehensions\)](/newsroom/stats/sw-border-migration/usbp-sw-border-apprehensions)

Office of Field Operations Southwest Border Inadmissibles FY 2019

Field Operations	Demographic	OCT	NOV	DEC	JAN	FEB	MAR	APR	MAY	JUN	JUL	AUG	SEP	Total
Southwest Border	Unaccompanied Alien Child	453	404	350	408	426	423	386						2,850
	Family Units*	4,178	4,986	4,382	4,211	4,210	4,196	3,443						29,606
	Single Adults	5,053	5,146	5,213	5,619	4,939	6,168	6,144						38,282
	Accompanied Minor Child**	86	70	81	71	76	101	194						679
Southwest Border Total Inadmissibles		9,770	10,606	10,026	10,309	9,651	10,888	10,167						71,417

*Family Unit represents the number of individuals (either a child under 18 years old, parent, or legal guardian) deemed inadmissible with a family member by the Office of Field Operations.

****Accompanied Minor Child** represents a child accompanied by a parent or legal guardian and the parent or legal guardian is either a U.S. Citizen, Lawful Permanent Resident, or admissible alien, and the child is determined to be inadmissible.

In April, 10,167 people presenting themselves at ports of entry on the Southwest Border were deemed inadmissible, compared with 10,888 in the month of March and 9,651 in February. In FY18, 124,511 people presenting themselves at ports of entry on the Southwest Border were deemed inadmissible.

OFO inadmissibility metrics include: individuals encountered at ports of entry who are seeking lawful admission into the United States but are determined to be inadmissible, individuals presenting themselves to seek humanitarian protection under our laws, and individuals who withdraw an application for admission and return to their countries of origin within a short timeframe.

For breakdown by Field Office, visit **Southwest Border Inadmissibles by Field Office** (</newsroom/stats/sw-border-migration/fo-sw-border-inadmissibles>).

Last modified: May 8, 2019



Share This Page.

<https://instagram.com/customsborder/><https://www.youtube.com/user/customsborderprotect><https://www.flickr.com/photos/cbpphotos/><https://twitter.com/cbp><https://www.linkedin.com/company/2997?trk=tyah>

(/)

U.S. Customs and
Border Protection
(/)

U.S. Border Patrol Southwest Border Apprehensions by Sector Fiscal Year 2019

Southwest Border Unaccompanied Alien Children (0-17 yr old) Apprehensions

Comparisons below reflect Fiscal Year To Date 2019 compared to Fiscal Year To Date 2018.

Unaccompanied Alien Children Apprehensions by Sector			
Sector	FY18TD APR	FY19TD APR	% Change FY18TD APR to FY19TD APR
Big Bend	676	408	-40%
Del Rio	693	1,711	147%
El Centro	1,501	1,870	25%
El Paso	2,116	10,027	374%
Laredo	1,660	1,593	-4%
Rio Grande	11,965	19,063	59%
San Diego	1,283	2,360	84%
Tucson	3,154	3,134	-1%
Yuma	2,877	4,613	60%
USBP Southwest Border Total	25,925	44,779	73%

Southwest Border Family Unit* Apprehensions

Comparisons below reflect Fiscal Year To Date 2019 compared to Fiscal Year To Date 2018.

Family Unit* Apprehensions by Sector			
Sector	FY18TD APR	FY19TD APR	% Change FY18TD MAR to FY19TD APR
Big Bend	492	868	76%
Del Rio	1,387	11,840	754%
El Centro	1,363	6,581	383%
El Paso	3,865	74,072	1,816%
Laredo	300	585	95%
Rio Grande	30,113	101,857	238%
San Diego	1,648	12,820	678%
Tucson	2,495	8,283	232%
Yuma	7,958	31,291	293%
USBP Southwest Border Total	49,621	248,197	400%

***Note:** Family Unit represents the number of individuals (either a child under 18 years old, parent or legal guardian) apprehended with a family member by the U.S. Border Patrol.

Southwest Border Single Adult Apprehensions

Comparisons below reflect Fiscal Year To Date 2019 compared to Fiscal Year To Date 2018.

Single Adult Apprehensions by Sector			
Sector	FY18TD APR	FY19TD APR	% Change FY18TD APR to FY19TD APR
Big Bend	4,173	3,664	-12%
Del Rio	6,571	10,511	60%
El Centro	13,056	13,431	3%
El Paso	7,665	13,953	82%
Laredo	16,745	19,918	19%
Rio Grande	40,266	52,453	30%

San Diego	18,993	22,083	16%
Tucson	25,713	26,567	3%
Yuma	3,114	4,738	52%
USBP Southwest Border Total	136,296	167,318	23%

Southwest Border Unaccompanied Alien Children Apprehensions by Country

Numbers below reflect Fiscal Years 2014 - 2018 and 2019 TD.

Unaccompanied Alien Children Apprehensions by Country						
Country	FY14	FY15	FY16	FY17	FY18	FY19TD APR
El Salvador	16,404	9,389	17,512	9,143	4,949	6,109
Guatemala	17,057	13,589	18,913	14,827	22,327	19,991
Honduras	18,244	5,409	10,468	7,784	10,913	11,569
Mexico	15,634	11,012	11,926	8,877	10,136	5,988

Southwest Border Family Unit* Apprehensions by Country

Numbers below reflect Fiscal Years 2016 - 2018 and 2019 TD

Family Units* Apprehensions by Country				
Country	FY16	FY17	FY18	FY19TD APR
El Salvador	27,114	24,122	13,669	24,488
Guatemala	23,067	24,657	50,401	114,778
Honduras	20,226	22,366	39,439	95,875
Mexico	3,481	2,271	2,261	2,121

***Note:** Family Unit represents the number of individuals (either a child under 18 years old, parent or legal guardian) apprehended with a family member by the U.S. Border Patrol.

Southwest Border Single Adult Apprehensions by Country

Numbers below reflect Fiscal Years 2016 - 2018 and 2019 TD

--

Single Adult Apprehensions by Country				
Country	FY16	FY17	FY18	FY19TD APR
El Salvador	27,222	16,495	12,751	11,290
Guatemala	32,621	26,387	42,994	31,030
Honduras	22,258	17,110	26,161	25,814
Mexico	175,353	116,790	139,860	82,834

Southwest Border Family Unit Subject, Unaccompanied Alien Children, and Single Adult Apprehensions Fiscal Year 2019 - By Month


FMUA: Family Unit Apprehensions
UAC: Unaccompanied Alien Children
SA: Single Adult

	FY19 October	FY19 November	FY19 December	FY19 January	FY19 February	FY19 March	FY19 April
	FMUA	UAC	SA	TOTAL			
Sector	FY 2019 OCT	FY 2019 OCT	FY 2019 OCT	FY 2019 OCT			
Big Bend	17	37	501	555			
Del Rio	548	145	1,309	2,002			
El Centro	782	256	2,205	3,243			
El Paso	5,180	830	1,325	7,335			
Laredo	121	265	3,063	3,449			
Rio Grande	11,525	2,308	6,922	20,755			
San Diego	1,156	227	2,844	4,227			
Tucson	1,163	470	4,195	5,828			
Yuma	2,624	430	560	3,614			
Southwest Border Total	23,116	4,968	22,924	51,008			

--

Last modified: May 8, 2019

Tags: Statistics, Unaccompanied Alien Children (UAC), U.S. Border Patrol

 Share This Page.

<https://www.youtube.com/user/customsborderprotect>
<https://www.facebook.com/customsborder/>
<https://www.instagram.com/customsborder/>
<https://www.linkedin.com/company/2997?trk=tyah>
<https://www.flickr.com/photos/cbppphotos/>
<https://twitter.com/cbp>


(/)
**U.S. Customs and
Border Protection**
(/)

Southwest Border Inadmissibles by Field Office Fiscal Year 2019

Southwest Border Unaccompanied Alien Children (0-17 yr old) Inadmissibles

Comparisons below reflect Fiscal Year To Date 2019 compared to Fiscal Year 2018.

Unaccompanied Alien Children by Field Office			
Field Office	FY18TD APR	FY19TD APR	% Change FY 18TD APR to FY 19TD APR
El Paso	2,206	415	-81%
Laredo	1,463	506	-65%
San Diego	1,018	1,375	35%
Tucson	1,145	554	-52%
Southwest Border Total	5,832	2,850	-51%

Southwest Border Family Unit* Inadmissibles

Numbers below reflect Fiscal Year 2019 compared to Fiscal Year 2018.

Family Units by Field Office			
Field Office	FY18TD APR	FY19TD APR	% Change FY 18TD APR FY 19TD APR
El Paso	9,891	5,846	-41%

Laredo	8,213	9,138	11%
San Diego	9,728	8,926	-8%
Tucson	6,273	5,696	-9%
Southwest Border Total	34,105	29,606	-13%

*Family Unit represents the number of individuals (either a child under 18 years old, parent or legal guardian) deemed inadmissible with a family member by the Office of Field Operations.

Southwest Border Accompanied Minor Child* Inadmissibles

Numbers below reflect Fiscal Year 2019 compared to Fiscal Year 2018.

Accompanied Minor Children by Field Office			
Field Office	FY18TD APR	FY19TD APR	% Change FY 18TD APRFY 19TD APR
El Paso	79	163	106%
Laredo	627	418	-33%
San Diego	58	44	-24%
Tucson	67	54	-19%
Southwest Border Total	831	679	-18%

*Accompanied Minor Child represents a child accompanied by a parent or legal guardian and the parent or legal guardian is either a U.S. Citizen, Lawful Permanent Resident or admissible alien, and the child is determined to be inadmissible.

Southwest Border Single Adult Inadmissibles

Numbers below reflect Fiscal Year 2019 compared to Fiscal Year 2018.

Single Adults by Field Office			
Field Office	FY18TD APR	FY19TD APR	% Change FY 18TD APRFY 19TD APR
El Paso	3,572	7,502	110%
Laredo	19,109	16,379	-14%

San Diego	10,541	11,105	5%
Tucson	2,781	3,296	19%
Southwest Border Total	36,003	38,282	6%

Southwest Border Unaccompanied Alien Children Inadmissibles by Fiscal Year

Numbers below reflect Fiscal Years 2017 - 2018 and 2019 TD

Unaccompanied Alien Children by Country			
Country	FY 2017	FY 2018	FY 19TD APR
El Salvador	1,721	833	99
Guatemala	2,829	3,691	560
Honduras	1,173	1,655	443
Mexico	1,556	2,210	1,550

Southwest Border Family Unit* Inadmissibles by Fiscal Year

Numbers below reflect Fiscal Years 2017 - 2018 and 2019 TD

Family Unit by Country			
Country	FY 2017	FY 2018	FY 19TD APR
El Salvador	4,577	3,738	1,131
Guatemala	6,789	12,185	3,833
Honduras	4,246	8,327	3,779
Mexico	10,628	21,411	13,847

*Family Unit represents the number of individuals (either a child under 18 years old, parent or legal guardian) deemed inadmissible with a family member by the Office of Field Operations.

Southwest Border Accompanied Minor Child* by Fiscal Year

Numbers below reflect Fiscal Years 2017 - 2018 and 2019 TD

Accompanied Minor Children by Country			
---------------------------------------	--	--	--

Country	FY 2017	FY 2018	FY 19TD APR
El Salvador	24	14	7
Guatemala	46	85	25
Honduras	34	58	45
Mexico	940	1,184	557

*Accompanied Minor Child represents a child accompanied by a parent or legal guardian and the parent or legal guardian is either a U.S. Citizen, Lawful Permanent Resident or admissible alien, and the child is determined to be inadmissible.

Southwest Border Single Adult Inadmissibles by Fiscal Year

Numbers below reflect Fiscal Years 2017 - 2018 and 2019 TD

Single Adults by Country			
Country	FY 2017	FY 2018	FY 19TD APR
El Salvador	1,020	1,088	679
Guatemala	1,100	1,648	670
Honduras	917	1,719	1,514
Mexico	41,044	45,525	21,847

Cuban Inadmissibles

U.S. Customs and Border Protection maintains a robust posture regarding the enforcement of our immigration laws along the nation’s borders and coastal areas. We continue to promote safe, legal, and orderly migration from Cuba under our Migration Accords and deter dangerous and unlawful migration from Cuba.

*Effective January 12, 2017, the United States ended the special parole policy, also known as the “wet-foot/dry-foot” policy, for Cuban migrants that has been in place since the mid-1990s. Since then, Cuban nationals who attempt to illegally enter the United States are subject to removal, consistent with our enforcement priorities. These actions are part of the ongoing normalization of relations between the governments of the United States and Cuba, and reflect a commitment to have a broader immigration policy in which we treat people from different countries consistently.

Numbers below reflect totals for Fiscal Years 2014-2018, and 2019 TD

Cuban Inadmissibles						
Field Office	FY 2014	FY 2015	FY 2016	FY 2017	FY 2018	FY 19TD APR

El Paso	415	685	5,018	340	394	4,737
Laredo	15,333	26,181	34,658	14,275	6,533	5,835
San Diego	1,229	1,555	1,589	600	131	188
Tucson	132	221	258	168	21	150
Southwest Border Totals	17,109	28,642	41,523	15,383	7,079	10,910

Haitian Inadmissibles

Numbers below reflect totals for Fiscal Years 2014-2018, and 2019 TD

Haitian Inadmissibles						
Field Office	FY 2014	FY 2015	FY 2016	FY 2017	FY 2018	FY 19TD APR
El Paso	1	0	2	18	0	0
Laredo	6	1	6	160	2	1
San Diego	477	333	6,377	8,057	294	664
Tucson	0	0	39	960	1	0
Southwest Border Totals	484	334	6,424	9,195	297	665

Southwest Border Inadmissibles Fiscal Year 2019 - By Month

- FMUA: Family Unit Inadmissible
- UAC: Unaccompanied Alien Children
- AMC: Accompanied Minor Child
- SA: Single Adult

FY19 October	FY19 November	FY19 December	FY19 January	FY19 February	FY19 March	FY19 April
FMUA	UAC	AMC	SA	TOTAL		

Field Offices	FY 2019 OCT	FY 2019 OCT	FY 2019 OCT	FY 2019 OCT	FY 2019 OCT
El Paso	835	84	4	580	1,503
Laredo	1,179	71	67	2,370	3,687
San Diego	1,303	180	5	1,645	3,133
Tucson	861	118	10	458	1,447
Total	4,178	453	86	5,053	9,770


Cuban and Haitian Inadmissibles*

	Cubans	Haitians
Field Offices	FY 2019 OCT	FY 2019 OCT
El Paso	166	0
Laredo	795	0
San Diego	35	37
Tucson	19	0
Total	1,015	37

*Note: Cuban and Haitian inadmissibles are a subset of the total Southwest Border inadmissibles data above.

Last modified: May 8, 2019

Tags: Statistics

 Share This Page.