



<https://www.instagram.com/customsborder/>
<https://www.youtube.com/user/customsborderprotect>

<https://www.flickr.com/photos/cbppphotos/>

<https://twitter.com/cbp>

<https://www.linkedin.com/company/2997?trk=tyah>

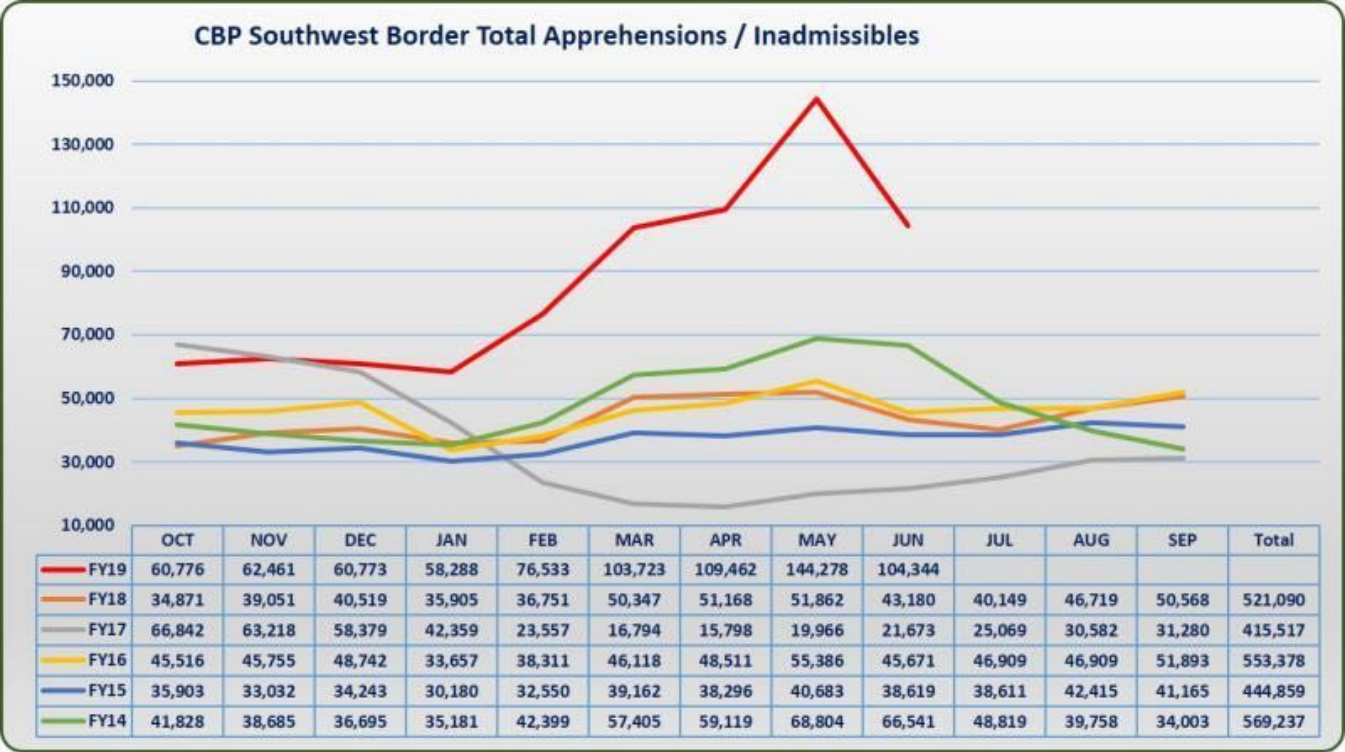


(/)

U.S. Customs and Border Protection

(/)

Southwest Border Migration FY 2019



U.S. Border Patrol Southwest Border Apprehensions FY 2019

USBP	Demographic	OCT	NOV	DEC	JAN	FEB	MAR	APR	MAY	JUN	JUL	AUG	SEP	Total
------	-------------	-----	-----	-----	-----	-----	-----	-----	-----	-----	-----	-----	-----	-------

Southwest Border	Unaccompanied Alien Child	4,965	5,259	4,753	5,107	6,817	8,963	8,893	11,489	7,378	63,624
	Family Units*	23,115	25,164	27,507	24,189	36,531	53,206	58,716	84,491	57,389	390,308
	Single Adult	22,927	21,432	18,487	18,684	23,536	30,666	31,681	36,900	30,130	234,443
Southwest Border Total Apprehensions		51,007	51,855	50,747	47,980	66,884	92,835	99,290	132,880	94,897	688,375

*Family Unit represents the number of individuals (either a child under 18 years old, parent, or legal guardian) apprehended with a family member by the U.S. Border Patrol.

In June, 94,897 people were apprehended between ports of entry on the Southwest Border, compared with 132,880 in the month of May and 99,290 in April. In FY18, a total of 396,579 individuals were apprehended between ports of entry on our Southwest Border.

For breakdown by Sector, visit [USBP Southwest Border Apprehensions by Sector \(/newsroom/stats/sw-border-migration/usbp-sw-border-apprehensions\)](/newsroom/stats/sw-border-migration/usbp-sw-border-apprehensions)

Office of Field Operations Southwest Border Inadmissibles FY 2019

Field Operations	Demographic	OCT	NOV	DEC	JAN	FEB	MAR	APR	MAY	JUN	JUL	AUG	SEP	Total
Southwest Border	Unaccompanied Alien Child	453	404	350	408	426	424	385	386	306				3,542
	Family Units*	4,178	4,986	4,382	4,213	4,210	4,214	3,633	4,139	3,618				37,573
	Single Adults	5,052	5,146	5,213	5,617	4,937	6,159	6,062	6,798	5,455				50,439
	Accompanied Minor Child**	86	70	81	70	76	91	92	70	68				704
Southwest Border Total Inadmissibles		9,769	10,606	10,026	10,308	9,649	10,888	10,172	11,393	9,447				92,258

*Family Unit represents the number of individuals (either a child under 18 years old, parent, or legal guardian) deemed inadmissible with a family member by the Office of Field Operations.

**Accompanied Minor Child represents a child accompanied by a parent or legal guardian and the parent or legal guardian is either a U.S. Citizen, Lawful Permanent Resident, or admissible alien, and the child is determined to be inadmissible.

In June, 9,447 people presenting themselves at ports of entry on the Southwest Border were deemed inadmissible, compared with 11,393 in the month of May and 10,172 in April. In FY18, 124,511 people presenting themselves at ports of entry on the Southwest Border were deemed inadmissible.

OFO inadmissibility metrics include: individuals encountered at ports of entry who are seeking lawful admission into the United States but are determined to be inadmissible, individuals presenting themselves to seek humanitarian protection under our laws, and individuals who withdraw an application for admission and return to their countries of origin within a short timeframe.

For breakdown by Field Office, visit **Southwest Border Inadmissibles by Field Office** (</newsroom/stats/sw-border-migration/of0-sw-border-inadmissibles>).

Last modified: July 10, 2019



Share This Page.

<https://www.instagram.com/customsborder/><https://www.flickr.com/photos/cbpphotos/><https://twitter.com/cbp><https://www.linkedin.com/company/2997?trk=tyah><https://www.youtube.com/user/customsborderprotect>

(/)

U.S. Customs and
Border Protection
(/)

U.S. Border Patrol Southwest Border Apprehensions by Sector Fiscal Year 2019

Southwest Border Unaccompanied Alien Children (0-17 yr old) Apprehensions

Comparisons below reflect Fiscal Year To Date 2019 compared to Fiscal Year To Date 2018.

Unaccompanied Alien Children Apprehensions by Sector			
Sector	FY18TD JUN	FY19TD JUN	% Change FY18TD JUN to FY19TD JUN
Big Bend	850	581	-32%
Del Rio	998	2,701	171%
El Centro	1,921	2,286	19%
El Paso	3,978	14,593	267%
Laredo	2,137	2,058	-4%
Rio Grande	17,392	27,837	60%
San Diego	1,692	2,861	69%
Tucson	3,983	4,055	2%
Yuma	4,421	6,652	50%
USBP Southwest Border Total	37,372	63,624	70%

Southwest Border Family Unit* Apprehensions

Comparisons below reflect Fiscal Year To Date 2019 compared to Fiscal Year To Date 2018.

Family Unit* Apprehensions by Sector			
Sector	FY18TD JUN	FY19TD JUN	% Change FY18TD JUN to FY19TD JUN
Big Bend	566	1,754	210%
Del Rio	1,829	22,423	1,126%
El Centro	1,976	7,464	278%
El Paso	6,326	117,612	1,759%
Laredo	411	778	89%
Rio Grande	42,188	165,950	293%
San Diego	2,392	14,996	527%
Tucson	3,164	11,614	267%
Yuma	9,689	47,717	392%
USBP Southwest Border Total	68,541	390,308	469%

***Note:** Family Unit represents the number of individuals (either a child under 18 years old, parent or legal guardian) apprehended with a family member by the U.S. Border Patrol.

Southwest Border Single Adult Apprehensions

Comparisons below reflect Fiscal Year To Date 2019 compared to Fiscal Year To Date 2018.

Single Adult Apprehensions by Sector			
Sector	FY18TD JUN	FY19TD JUN	% Change FY18TD JUN to FY19TD JUN
Big Bend	5,043	4,792	-5%
Del Rio	8,772	15,583	78%
El Centro	17,033	18,500	9%
El Paso	10,412	23,595	127%
Laredo	21,953	27,192	24%
Rio Grande	54,958	72,649	32%

San Diego	24,972	29,981	24%
Tucson	33,121	34,715	5%
Yuma	4,793	7,436	55%
USBP Southwest Border Total	180,357	234,443	30%

Southwest Border Unaccompanied Alien Children Apprehensions by Country

Numbers below reflect Fiscal Years 2014 - 2018 and 2019 TD.

Unaccompanied Alien Children Apprehensions by Country						
Country	FY14	FY15	FY16	FY17	FY18	FY19TD JUN
El Salvador	16,404	9,389	17,512	9,143	4,949	9,810
Guatemala	17,057	13,589	18,913	14,827	22,327	27,168
Honduras	18,244	5,409	10,468	7,784	10,913	16,892
Mexico	15,634	11,012	11,926	8,877	10,136	7,843

Southwest Border Family Unit* Apprehensions by Country

Numbers below reflect Fiscal Years 2016 - 2018 and 2019 TD

Family Units* Apprehensions by Country				
Country	FY16	FY17	FY18	FY19TD JUN
El Salvador	27,114	24,122	13,669	44,198
Guatemala	23,067	24,657	50,401	167,104
Honduras	20,226	22,366	39,439	152,019
Mexico	3,481	2,271	2,261	3,209

***Note:** Family Unit represents the number of individuals (either a child under 18 years old, parent or legal guardian) apprehended with a family member by the U.S. Border Patrol.

Southwest Border Single Adult Apprehensions by Country

Numbers below reflect Fiscal Years 2016 - 2018 and 2019 TD

--

Single Adult Apprehensions by Country				
Country	FY16	FY17	FY18	FY19TD JUN
El Salvador	27,222	16,495	12,751	16,491
Guatemala	32,621	26,387	42,994	41,366
Honduras	22,258	17,110	26,161	36,128
Mexico	175,353	116,790	139,860	113,123

Southwest Border Family Unit Subject, Unaccompanied Alien Children, and Single Adult Apprehensions Fiscal Year 2019 - By Month

FMUA: Family Unit Apprehensions

UAC: Unaccompanied Alien Children


SA: Single Adult

	FY19 October	FY19 November	FY19 December	FY19 January	FY19 February	FY19 March	FY19 April	FY19 May	FY19 June
	FMUA				UAC		SA		TOTAL
Sector	FY 2019 OCT	FY 2019 OCT	FY 2019 OCT	FY 2019 OCT	FY 2019 OCT	FY 2019 OCT	FY 2019 OCT	FY 2019 OCT	FY 2019 OCT
Big Bend	17	37	501	555					
Del Rio	548	145	1,309	2,002					
El Centro	782	256	2,205	3,243					
El Paso	5,180	830	1,325	7,335					
Laredo	121	265	3,063	3,449					
Rio Grande	11,525	2,307	6,923	20,755					
San Diego	1,156	227	2,844	4,227					
Tucson	1,163	469	4,196	5,828					
Yuma	2,623	429	561	3,613					
Southwest Border Total	23,115	4,965	22,927	51,007					

--

Last modified: July 10, 2019

Tags: Statistics, Unaccompanied Alien Children (UAC), U.S. Border Patrol

 Share This Page.



Laredo	10,652	11,901	12%
San Diego	12,289	11,090	-10%
Tucson	8,334	7,203	-14%
Southwest Border Total	43,067	37,573	-13%

*Family Unit represents the number of individuals (either a child under 18 years old, parent or legal guardian) deemed inadmissible with a family member by the Office of Field Operations.

Southwest Border Accompanied Minor Child* Inadmissibles

Numbers below reflect Fiscal Year 2019 compared to Fiscal Year 2018.

Accompanied Minor Children by Field Office			
Field Office	FY18TD JUN	FY19TD JUN	% Change FY 18TD JUN to 19TD JUN
El Paso	94	64	-32%
Laredo	815	512	-37%
San Diego	73	59	-19%
Tucson	86	69	-18%
Southwest Border Total	1,068	704	-34%

*Accompanied Minor Child represents a child accompanied by a parent or legal guardian and the parent or legal guardian is either a U.S. Citizen, Lawful Permanent Resident or admissible alien, and the child is determined to be inadmissible.

Southwest Border Single Adult Inadmissibles

Numbers below reflect Fiscal Year 2019 compared to Fiscal Year 2018.

Single Adults by Field Office			
Field Office	FY18TD JUN	FY19TD JUN	% Change FY 18TD JUN to FY 19TD JUN
El Paso	4,671	9,810	110%
Laredo	24,131	22,035	-9%

San Diego	13,604	14,281	5%
Tucson	3,654	4,313	18%
Southwest Border Total	46,060	50,439	10%

Southwest Border Unaccompanied Alien Children Inadmissibles by Fiscal Year

Numbers below reflect Fiscal Years 2017 - 2018 and 2019 TD

Unaccompanied Alien Children by Country			
Country	FY 2017	FY 2018	FY 19TD JUN
El Salvador	1,721	833	119
Guatemala	2,829	3,691	628
Honduras	1,173	1,655	492
Mexico	1,556	2,210	2,060

Southwest Border Family Unit* Inadmissibles by Fiscal Year

Numbers below reflect Fiscal Years 2017 - 2018 and 2019 TD

Family Unit by Country			
Country	FY 2017	FY 2018	FY 19TD JUN
El Salvador	4,577	3,738	1,264
Guatemala	6,789	12,185	4,234
Honduras	4,246	8,327	4,291
Mexico	10,628	21,411	18,217

*Family Unit represents the number of individuals (either a child under 18 years old, parent or legal guardian) deemed inadmissible with a family member by the Office of Field Operations.

Southwest Border Accompanied Minor Child* by Fiscal Year

Numbers below reflect Fiscal Years 2017 - 2018 and 2019 TD

Accompanied Minor Children by Country			
---------------------------------------	--	--	--

Country	FY 2017	FY 2018	FY 19TD JUN
El Salvador	24	14	4
Guatemala	46	85	10
Honduras	34	58	14
Mexico	940	1,184	644

*Accompanied Minor Child represents a child accompanied by a parent or legal guardian and the parent or legal guardian is either a U.S. Citizen, Lawful Permanent Resident or admissible alien, and the child is determined to be inadmissible.

Southwest Border Single Adult Inadmissibles by Fiscal Year

Numbers below reflect Fiscal Years 2017 - 2018 and 2019 TD

Single Adults by Country			
Country	FY 2017	FY 2018	FY 19TD JUN
El Salvador	1,020	1,088	825
Guatemala	1,100	1,648	809
Honduras	917	1,719	1,779
Mexico	41,044	45,525	27,613

Cuban Inadmissibles

U.S. Customs and Border Protection maintains a robust posture regarding the enforcement of our immigration laws along the nation’s borders and coastal areas. We continue to promote safe, legal, and orderly migration from Cuba under our Migration Accords and deter dangerous and unlawful migration from Cuba.

*Effective January 12, 2017, the United States ended the special parole policy, also known as the “wet-foot/dry-foot” policy, for Cuban migrants that has been in place since the mid-1990s. Since then, Cuban nationals who attempt to illegally enter the United States are subject to removal, consistent with our enforcement priorities. These actions are part of the ongoing normalization of relations between the governments of the United States and Cuba, and reflect a commitment to have a broader immigration policy in which we treat people from different countries consistently.

Numbers below reflect totals for Fiscal Years 2014-2018, and 2019 TD

Cuban Inadmissibles						
Field Office	FY 2014	FY 2015	FY 2016	FY 2017	FY 2018	FY 19TD JUN

El Paso	415	685	5,018	340	394	6,312
Laredo	15,333	26,181	34,658	14,275	6,533	9,161
San Diego	1,229	1,555	1,589	600	131	374
Tucson	132	221	258	168	21	270
Southwest Border Totals	17,109	28,642	41,523	15,383	7,079	16,117

Haitian Inadmissibles

Numbers below reflect totals for Fiscal Years 2014-2018, and 2019 TD

Haitian Inadmissibles						
Field Office	FY 2014	FY 2015	FY 2016	FY 2017	FY 2018	FY 19TD JUN
El Paso	1	0	2	18	0	0
Laredo	6	1	6	160	2	3
San Diego	477	333	6,377	8,057	294	968
Tucson	0	0	39	960	1	0
Southwest Border Totals	484	334	6,424	9,195	297	971

Southwest Border Inadmissibles Fiscal Year 2019 - By Month

FMUA: Family Unit Inadmissible
UAC: Unaccompanied Alien Children
AMC: Accompanied Minor Child
SA: Single Adult

FY19 October	FY19 November	FY19 December	FY19 January	FY19 February	FY19 March	FY19 April	FY19 May	FY19 June
FMUA	UAC	AMC	SA	TOTAL				


Field Offices	FY 2019 OCT	FY 2019 OCT	FY 2019 OCT	FY 2019 OCT	FY 2019 OCT
El Paso	835	84	4	580	1,503
Laredo	1,179	71	67	2,370	3,687
San Diego	1,303	180	5	1,645	3,133
Tucson	861	118	10	457	1,446
Total	4,178	453	86	5,052	9,769

Cuban and Haitian Inadmissibles*

	Cubans	Haitians
Field Offices	FY 2019 OCT	FY 2019 OCT
El Paso	166	0
Laredo	795	0
San Diego	35	37
Tucson	19	0
Total	1,015	37

*Note: Cuban and Haitian inadmissibles are a subset of the total Southwest Border inadmissibles data above.

Last modified: July 10, 2019
Tags: Statistics

 Share This Page.