



Official website of the Department of Homeland Security

(<https://www.facebook.com/CBPgov/>)



(<https://instagram.com/customsborder/>)



(<https://www.flickr.com/photos/cbpphotos/>)



(<https://twitter.com/cbp>)



(<https://www.linkedin.com/company/2997?trk=tyah>)



(<https://www.youtube.com/user/customsborderprotect>)

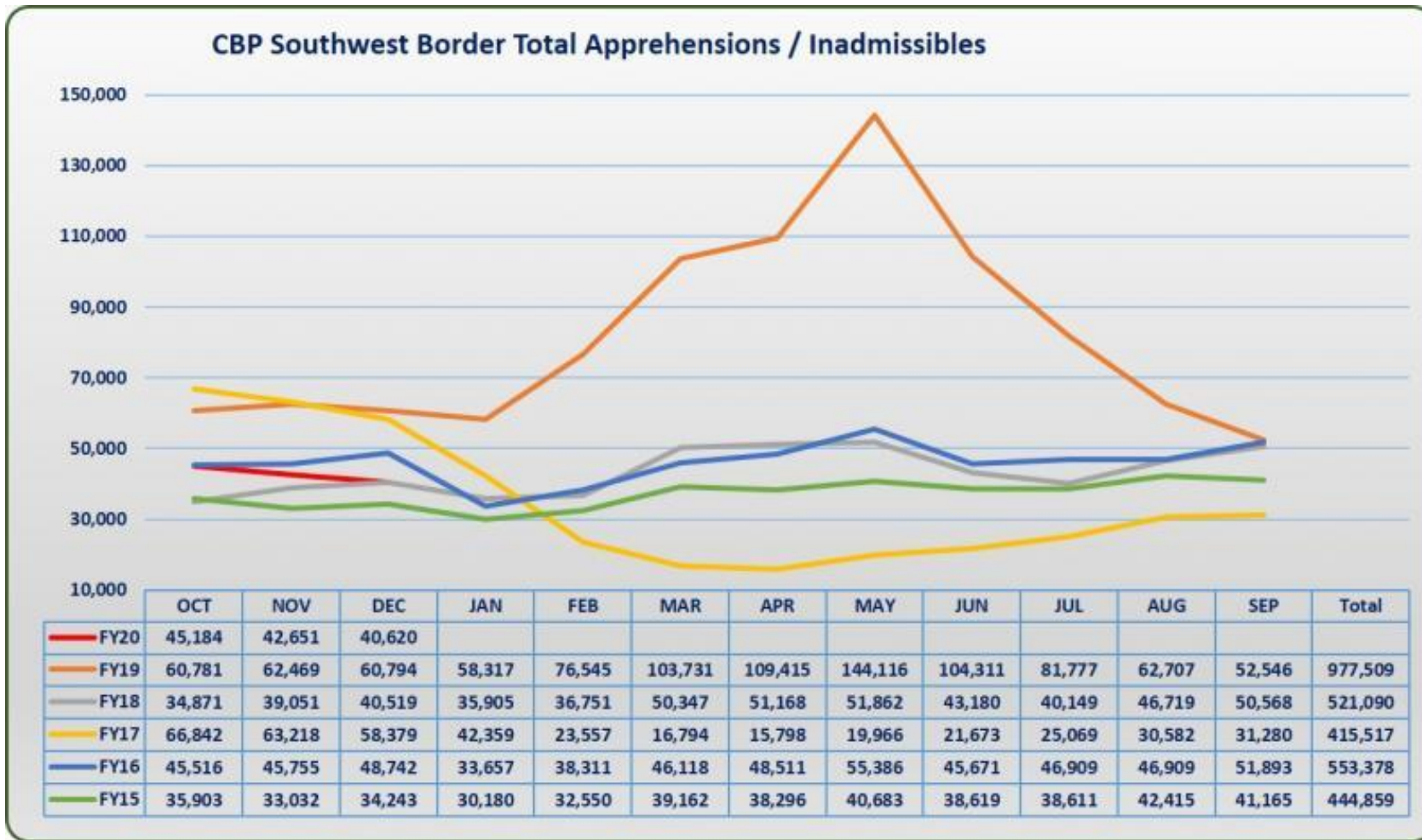


(<https://public.govdelivery.com/accounts/USDHSCBP/subscriber/new>)

U.S. Customs and Border Protection

(/)

Southwest Border Migration FY 2020



U.S. Border Patrol Southwest Border Apprehensions FY 2020

USBP	Demographic	OCT	NOV	DEC	Total
Southwest Border	Unaccompanied Alien Child	2,843	3,310	3,250	9,403
	Family Units*	9,724	8,998	8,602	27,324

Single Adult	22,838	21,203	21,006	65,047
Southwest Border Total Apprehensions	35,405	33,511	32,858	101,774

*Family Unit represents the number of individuals (either a child under 18 years old, parent, or legal guardian) apprehended with a family member by the U.S. Border Patrol.

In Fiscal Year (FY) 2020 To Date (TD), during the month of December, a total of 32,858 individuals were apprehended between ports of entry on our Southwest Border, compared to 33,511 in November. In FY19, a total of 851,508 individuals were apprehended between ports of entry on our Southwest Border.

For breakdown by Sector, visit [USBP Southwest Border Apprehensions by Sector \(/newsroom/stats/sw-border-migration/usbp-sw-border-apprehensions\)](/newsroom/stats/sw-border-migration/usbp-sw-border-apprehensions)

Office of Field Operations Southwest Border Inadmissibles FY 2020

Field Operations	Demographic	OCT	NOV	DEC	Total
Southwest Border	Unaccompanied Alien Child	385	380	457	1,222
	Family Units*	4,009	4,144	3,462	11,615
	Single Adults	5,284	4,563	3,782	13,629
	Accompanied Minor Child**	101	53	61	215
Southwest Border Total Inadmissibles		9,779	9,140	7,762	26,681

*Family Unit represents the number of individuals (either a child under 18 years old, parent, or legal guardian) deemed inadmissible with a family member by the Office of Field Operations.

****Accompanied Minor Child** represents a child accompanied by a parent or legal guardian and the parent or legal guardian is either a U.S. Citizen, Lawful Permanent Resident, or admissible alien, and the child is determined to be inadmissible.

In Fiscal Year (FY) 2020 To Date (TD), during the month of December, a total of 7,762 people presenting themselves at ports of entry on the Southwest Border were deemed inadmissible compared to 9,140 in November. In FY 2019, 126,001 people presenting themselves at ports of entry on the Southwest Border were deemed inadmissible.

OFO inadmissibility metrics include: individuals encountered at ports of entry who are seeking lawful admission into the United States but are determined to be inadmissible, individuals presenting themselves to seek humanitarian protection under our laws, and individuals who withdraw an application for admission and return to their countries of origin within a short timeframe.

For breakdown by Field Office, visit **Southwest Border Inadmissibles by Field Office** (</newsroom/stats/sw-border-migration/ofo-sw-border-inadmissibles>).

Last modified: January 9, 2020

Tags: Statistics



Share This Page.



Official website of the Department of Homeland Security
(<https://www.facebook.com/CBPgov/>)



(<https://instagram.com/customsborder/>)



(<https://www.flickr.com/photos/cbpphotos/>)



(<https://twitter.com/cbp>)



(<https://www.linkedin.com/company/2997?trk=tyah>)



(<https://www.youtube.com/user/customsborderprotect>)



(<https://public.govdelivery.com/accounts/USDHSCBP/subscriber/new>)

**U.S. Customs and
Border Protection**
(/)

U.S. Border Patrol Southwest Border Apprehensions by Sector Fiscal Year 2020

Southwest Border Unaccompanied Alien Children (0-17 yr old) Apprehensions

Comparisons below reflect Fiscal Year (FY) 2019 To Date (TD) compared to FY 2020 TD.

Unaccompanied Alien Children Apprehensions by Sector			
Sector	FY19 TD DEC	FY20 TD DEC	% Change FY19 TD DEC to FY20 TD DEC
Big Bend	147	133	-10%
Del Rio	446	688	54%
El Centro	741	369	-50%
El Paso	2,838	1,274	-55%
Laredo	594	719	21%

Rio Grande	6,496	3,353	-48%
San Diego	892	507	-43%
Tucson	1,341	2,051	53%
Yuma	1,479	309	-79%
USBP Southwest Border Total	14,974	9,403	-37%

Southwest Border Family Unit* Apprehensions

Comparisons below reflect Fiscal Year (FY) 2019 To Date (TD) compared to FY 2020 TD.

Family Unit* Apprehensions by Sector			
Sector	FY19 TD DEC	FY20 TD DEC	% Change
			FY19 TD DEC to FY20 TD DEC
Big Bend	170	216	27%
Del Rio	2,298	3,483	52%
El Centro	2,708	348	-87%
El Paso	18,951	6,678	-65%
Laredo	244	304	25%
Rio Grande	33,642	6,546	-81%
San Diego	5,064	1,477	-71%
Tucson	3,227	7,089	120%
Yuma	9,483	1,183	-88%
USBP Southwest Border Total	75,787	27,324	-64%

***Note:** Family Unit represents the number of individuals (either a child under 18 years old, parent or legal guardian) apprehended with a family member by the U.S. Border Patrol.

Southwest Border Single Adult Apprehensions

Comparisons below reflect Fiscal Year (FY) 2019 To Date (TD) compared to FY 2020 TD.

Single Adult Apprehensions by Sector			
Sector	FY19 TD DEC	FY20 TD DEC	% Change FY19 TD DEC to FY20 TD DEC
Big Bend	1,307	1,373	5%
Del Rio	3,370	5,149	53%
El Centro	5,700	4,942	-13%
El Paso	3,862	7,465	93%
Laredo	7,338	9,264	26%
Rio Grande	19,702	16,229	-18%
San Diego	8,664	9,432	9%
Tucson	11,234	10,361	-8%
Yuma	1,675	832	-50%
USBP Southwest Border Total	62,852	65,047	3%

Southwest Border Unaccompanied Alien Children Apprehensions by Country

Numbers below reflect Fiscal Years 2014 - 2019 and FY20 TD.

Unaccompanied Alien Children Apprehensions by Country

Country	FY14	FY15	FY16	FY17	FY18	FY19	FY20 TD DEC
El Salvador	16,404	9,389	17,512	9,143	4,949	12,021	921
Guatemala	17,057	13,589	18,913	14,827	22,327	30,329	3,363
Honduras	18,244	5,409	10,468	7,784	10,913	20,398	1,587
Mexico	15,634	11,012	11,926	8,877	10,136	10,487	3,044

Southwest Border Family Unit* Apprehensions by Country

Numbers below reflect Fiscal Years 2016 - 2019 and FY20 TD.

Family Units* Apprehensions by Country					
Country	FY16	FY17	FY18	FY19	FY20 TD DEC
El Salvador	27,114	24,122	13,669	56,897	2,649
Guatemala	23,067	24,657	50,401	185,233	6,948
Honduras	20,226	22,366	39,439	188,416	6,218
Mexico	3,481	2,271	2,261	6,004	3,505

***Note:** Family Unit represents the number of individuals (either a child under 18 years old, parent or legal guardian) apprehended with a family member by the U.S. Border Patrol.

Southwest Border Single Adult Apprehensions by Country

Numbers below reflect Fiscal Years 2016 - 2019 and FY20 TD.

Single Adult Apprehensions by Country					
Country	FY16	FY17	FY18	FY19	FY20 TD DEC

El Salvador	27,222	16,495	12,751	20,893	2,818
Guatemala	32,621	26,387	42,994	48,606	8,003
Honduras	22,258	17,110	26,161	44,981	6,324
Mexico	175,353	116,790	139,860	149,967	40,737

Southwest Border Family Unit Subject, Unaccompanied Alien Children, and Single Adult Apprehensions Fiscal Year 2020 - By Month

FMUA: Family Unit Apprehensions

UAC: Unaccompanied Alien Children

SA: Single Adult


	FY20 October	FY20 November	FY20 December	
	FMUA	UAC	SA	TOTAL
Sector	FY20 TD OCT	FY20 TD OCT	FY20 TD OCT	FY20 TD OCT
Big Bend	100	33	520	653
Del Rio	1,334	220	1,645	3,199
El Centro	87	93	1,818	1,998
El Paso	2,124	328	2,781	5,233
Laredo	117	216	3,478	3,811
Rio Grande	2,854	1,106	5,779	9,739
San Diego	332	129	3,180	3,641

Tucson	2,372	593	3,371	6,336
Yuma	404	125	266	795
Southwest Border Total	9,724	2,843	22,838	35,405

Back to Southwest Border Migration (/newsroom/stats/sw-border-migration)

Last modified: January 9, 2020

Tags: Statistics, Unaccompanied Alien Children (UAC), U.S. Border Patrol

 Share This Page.



Official website of the Department of Homeland Security
(<https://www.facebook.com/CBPgov/>)



(<https://instagram.com/customsborder/>)



(<https://www.flickr.com/photos/cbpphotos/>)



(<https://twitter.com/cbp>)



(<https://www.linkedin.com/company/2997?trk=tyah>)



(<https://www.youtube.com/user/customsborderprotect>)



(<https://public.govdelivery.com/accounts/USDHSCBP/subscriber/new>)

U.S. Customs and
Border Protection
(/)

Southwest Border Inadmissibles by Field Office Fiscal Year 2020

Southwest Border Unaccompanied Alien Children (0-17 yr old) Inadmissibles

Comparisons below reflect Fiscal Year (FY) 2019 To Date (TD) compared to FY 2020 TD.

Unaccompanied Alien Children by Field Office			
Field Office	FY 2019 TD DEC	FY 2020 TD DEC	% Change FY 2019 DEC to FY 2020 DEC
El Paso	205	116	-43%
Laredo	206	441	114%
San Diego	539	560	4%
Tucson	260	105	-60%
Southwest Border Total	1,210	1,222	1%

Southwest Border Family Unit* Inadmissibles

Comparisons below reflect Fiscal Year (FY) 2019 To Date (TD) compared to FY 2020 TD.

Family Units by Field Office			
Field Office	FY 2019 TD DEC	FY 2020 TD DEC	% Change FY 2019 DEC to FY 2020 DEC
El Paso	2,944	2,488	-15%
Laredo	3,672	4,201	14%
San Diego	4,439	2,870	-35%
Tucson	2,499	2,056	-18%
Southwest Border Total	13,554	11,615	-14%

*Family Unit represents the number of individuals (either a child under 18 years old, parent or legal guardian) deemed inadmissible with a family member by the Office of Field Operations.

Southwest Border Accompanied Minor Child* Inadmissibles

Comparisons below reflect Fiscal Year (FY) 2019 To Date (TD) compared to FY 2020 TD.

Accompanied Minor Children by Field Office			
Field Office	FY 2019 TD DEC	FY 2020 TD DEC	% Change FY 2019 DEC to 2020 DEC
El Paso	12	21	75%
Laredo	179	141	-21%
San Diego	17	31	82%
Tucson	29	22	-24%

Southwest Border Total	237	215	-9%
-------------------------------	------------	------------	------------

*Accompanied Minor Child represents a child accompanied by a parent or legal guardian and the parent or legal guardian is either a U.S. Citizen, Lawful Permanent Resident or admissible alien, and the child is determined to be inadmissible.

Southwest Border Single Adult Inadmissibles

Comparisons below reflect Fiscal Year (FY) 2019 To Date (TD) compared to FY 2020 TD.

Single Adults by Field Office			
Field Office	FY 2019 TD DEC	FY 2020 TD DEC	% Change FY 2019 DEC to FY 2020 DEC
El Paso	2,513	2,295	-9%
Laredo	6,859	5,342	-22%
San Diego	4,595	4,350	-5%
Tucson	1,460	1,642	12%
Southwest Border Total	15,427	13,629	-12%

Southwest Border Unaccompanied Alien Children Inadmissibles by Fiscal Year

Numbers below reflect Fiscal Years 2017 - 2019 and FY 2020 TD.

Unaccompanied Alien Children by Country				
Country	FY 2017	FY 2018	FY 2019	FY 2020 TD DEC
El Salvador	1,721	833	144	85
Guatemala	2,829	3,691	667	65

Honduras	1,173	1,655	531	164
Mexico	1,556	2,210	2,952	844

Southwest Border Family Unit* Inadmissibles by Fiscal Year

Numbers below reflect Fiscal Years 2017 - 2019 and FY20 TD.

Family Unit by Country				
Country	FY 2017	FY 2018	FY 2019	FY 2020 TD DEC
El Salvador	4,577	3,738	1,460	129
Guatemala	6,789	12,185	4,452	162
Honduras	4,246	8,327	4,812	424
Mexico	10,628	21,411	30,099	8,755

*Family Unit represents the number of individuals (either a child under 18 years old, parent or legal guardian) deemed inadmissible with a family member by the Office of Field Operations.

Southwest Border Accompanied Minor Child* by Fiscal Year

Numbers below reflect Fiscal Years 2017 - 2019 and FY 2020 TD.

Accompanied Minor Children by Country				
Country	FY 2017	FY 2018	FY 2019	FY 2020 TD DEC
El Salvador	24	14	6	2
Guatemala	46	85	13	1
Honduras	34	58	18	2

Mexico	940	1,184	872	197
--------	-----	-------	-----	-----

*Accompanied Minor Child represents a child accompanied by a parent or legal guardian and the parent or legal guardian is either a U.S. Citizen, Lawful Permanent Resident or admissible alien, and the child is determined to be inadmissible.

Southwest Border Single Adult Inadmissibles by Fiscal Year

Numbers below reflect Fiscal Years 2017 - 2019 and FY 2020 TD.

Single Adults by Country				
Country	FY 2017	FY 2018	FY 2019	FY 2020 TD DEC
El Salvador	1,020	1,088	934	96
Guatemala	1,100	1,648	898	100
Honduras	917	1,719	1,966	162
Mexico	41,044	45,525	36,697	8,778

Cuban Inadmissibles

U.S. Customs and Border Protection maintains a robust posture regarding the enforcement of our immigration laws along the nation's borders and coastal areas. We continue to promote safe, legal, and orderly migration from Cuba under our Migration Accords and deter dangerous and unlawful migration from Cuba.

*Effective January 12, 2017, the United States ended the special parole policy, also known as the "wet-foot/dry-foot" policy, for Cuban migrants that has been in place since the mid-1990s. Since then, Cuban nationals who attempt to illegally enter the United States are subject to removal, consistent with our enforcement priorities. These actions are part of the ongoing normalization of relations between the governments of the United States and Cuba, and reflect a commitment to have a broader immigration policy in which we treat people from different countries consistently.

Numbers below reflect Fiscal Years 2014 - 2019 and FY 2020 TD.

Cuban Inadmissibles							
Field Office	FY 2014	FY 2015	FY 2016	FY 2017	FY 2018	FY 2019	FY 2020 TD DEC
El Paso	415	685	5,018	340	394	7,480	1,134
Laredo	15,333	26,181	34,658	14,275	6,533	12,898	981
San Diego	1,229	1,555	1,589	600	131	455	65
Tucson	132	221	258	168	21	666	621
Southwest Border Totals	17,109	28,642	41,523	15,383	7,079	21,499	2,801

Haitian Inadmissibles

Numbers below reflect Fiscal Years 2014 - 2019 and FY 2020 TD.

Haitian Inadmissibles							
Field Office	FY 2014	FY 2015	FY 2016	FY 2017	FY 2018	FY 2019	FY 2020 TD DEC
El Paso	1	0	2	18	0	0	0
Laredo	6	1	6	160	2	3	9
San Diego	477	333	6,377	8,057	294	1,018	69
Tucson	0	0	39	960	1	0	0
Southwest Border Totals	484	334	6,424	9,195	297	1,021	78

Southwest Border Inadmissibles Fiscal Year 2020 - By Month

FMUA: Family Unit Inadmissible

UAC: Unaccompanied Alien Children

AMC: Accompanied Minor Child

SA: Single Adult

	FY20 October	FY20 November	FY20 December		
	FMUA	UAC	AMC	SA	TOTAL
Field Offices	FY 2020 OCT	FY 2020 OCT	FY 2020 OCT	FY 2020 OCT	FY 2020 OCT
El Paso	837	47	10	957	1,851
Laredo	1,384	141	58	2,218	3,801
San Diego	1,018	155	22	1,509	2,704
Tucson	770	42	11	600	1,423
Total	4,009	385	101	5,284	9,779

	Cubans	Haitians
Field Offices	FY 2020 OCT	FY 2020 OCT
El Paso	486	0
Laredo	715	3


San Diego	39	32
Tucson	255	0
Total	1,495	35

*Note: Cuban and Haitian inadmissibles are a subset of the total Southwest Border inadmissibles data above.

Back to Southwest Border Migration (/newsroom/stats/sw-border-migration)

Last modified: January 9, 2020

Tags: Statistics, Unaccompanied Alien Children (UAC), Port Security

 Share This Page.