

# **Department of Homeland Security**

## ***U.S. Immigration and Customs Enforcement***

### **Budget Overview**



**Fiscal Year 2021**  
**Congressional Justification**

Table of Contents

*U.S. Immigration and Customs Enforcement* .....1

**Appropriation Organization Structure**.....3

**Strategic Context**.....5

**Budget Comparison and Adjustments** .....10

**Personnel Compensation and Benefits**.....17

**Non Pay Budget Exhibits**.....18

**Supplemental Budget Justification Exhibits** .....20

## U.S. Immigration and Customs Enforcement

### Appropriation Organization Structure

Organization Name	Level	Fund Type (* Includes Defense Funding)
<b>U.S. Immigration and Customs Enforcement</b>	<b>Component</b>	
<b>Operations and Support</b>	<b>Appropriation</b>	
Mission Support	PPA	Discretionary - Appropriation
Office of the Principal Legal Advisor	PPA	Discretionary - Appropriation
Homeland Security Investigations	PPA	
Domestic Investigations	PPA Level II	Discretionary - Appropriation
International Operations	PPA Level II	Discretionary - Appropriation
Intelligence	PPA Level II	Discretionary - Appropriation
Enforcement and Removal Operations	PPA	
Custody Operations	PPA Level II	Discretionary - Appropriation
Fugitive Operations	PPA Level II	Discretionary - Appropriation
Criminal Alien Program	PPA Level II	Discretionary - Appropriation
Alternatives to Detention	PPA Level II	Discretionary - Appropriation
Transportation and Removal Program	PPA Level II	Discretionary - Appropriation
<b>Procurement, Construction, and Improvements</b>	<b>Appropriation</b>	
Mission Support Assets and Infrastructure	PPA	Discretionary - Appropriation
Consolidated ICE Financial Solution (CIFS)	Investment,PPA Level II	Discretionary - Appropriation
Critical Foundational Infrastructure (CFI)	Investment,PPA Level II	Discretionary - Appropriation
Mission Support Assets and Infrastructure End Items	Investment,PPA Level II	Discretionary - Appropriation
Operational Communications/Information Technology	PPA	Discretionary - Appropriation
TECS Modernization	Investment,PPA Level II	Discretionary - Appropriation
Operational Communications/Information Technology End Items	Investment,PPA Level II	Discretionary - Appropriation
T-8	Investment,PPA Level II	Discretionary - Appropriation
TACCOM	Investment,PPA Level II	Discretionary - Appropriation
Construction and Facility Improvements	PPA	Discretionary - Appropriation
Mission Capacity Expansion	Investment,PPA Level II	Discretionary - Appropriation
Critical Repair Requirement	Investment,PPA Level II	Discretionary - Appropriation
<b>Immigration Inspection User Fees</b>	<b>Appropriation</b>	Mandatory - Fee
<b>Breached Bond Detention Fund</b>	<b>Appropriation</b>	Mandatory - Fee
<b>Student and Exchange Visitor Program</b>	<b>Appropriation</b>	Mandatory - Fee
<b>Immigration Examinations Fee Account</b>	<b>Appropriation</b>	Mandatory - Fee

Organization Name	Level	Fund Type (* Includes Defense Funding)
Immigration Enforcement Account	Appropriation	Mandatory - Fee

## U.S. Immigration and Customs Enforcement Strategic Context

### Component Overview

The strategic context presents the performance budget by tying together programs, or PPAs, and performance measures that gauge the delivery of results to our stakeholders. The Common Appropriation Structure (CAS) allows DHS to integrate the programmatic view and a significant portion of the Level 1 PPAs represent what DHS refers to as our mission programs. A mission program is a group of activities acting together to accomplish a specific high-level outcome external to DHS and includes operational processes, skills, technology, human capital, and other resources. ICE's mission programs are presented below. Performance measures associated with these programs are presented in two measure sets, strategic and management measures. Strategic measures communicate results delivered for our agency goals by these programs and are considered our Government Performance and Results Act Modernization Act of 2010 (GPRAMA) measures. Additional management measures are displayed to provide a more thorough context of expected program performance for the Component related to its budgetary plans. Measure tables that do not display previous year's results are because the measure did not exist at that time.

***Enforcement and Removal Operations (ERO):*** Enforcement and Removal Operations enforces the Nation's immigration laws by identifying and apprehending illegal immigrants, detaining those individuals pending final determination of removability, and removing them from the United States. ERO prioritizes the apprehension, arrest, and removal of convicted criminals, those who pose a threat to national security, fugitives, recent border entrants, and those who thwart immigration controls. ERO manages all logistical aspects of the removal process, including domestic transportation, detention, alternatives to detention programs, bond management, and supervised release. In addition, ERO repatriates those ordered removed from the United States to more than 170 countries around the world.

#### ***Strategic Measures***

<b>Measure:</b> Average length of stay in detention of all convicted criminal aliens prior to removal from the United States (in days)						
<b>Description:</b> This measure provides an indicator of efficiencies achieved in working to drive down the average length of stay for convicted criminals in ICE's detention facilities. Decreases in the average length of stay can significantly reduce the overall costs associated with maintaining an alien population prior to removal.						
<b>Fiscal Year:</b>	<b>FY 2016</b>	<b>FY 2017</b>	<b>FY 2018</b>	<b>FY 2019</b>	<b>FY 2020</b>	<b>FY 2021</b>
<b>Target:</b>	<=37.5	<=44.0	<=44.0	<=44.0	<=44.0	<=53.3
<b>Result:</b>	43.9	48.8	47.4	46.1	TBD	TBD

<b>Measure:</b> Number of convicted criminal illegal immigrants who were returned or were removed from the United States						
<b>Description:</b> This measure includes both the return and removal of illegal immigrants who have a prior criminal conviction from the United States by ICE Enforcement and Removal Operations (ERO). Criminal convictions can range in seriousness from misdemeanors to felonies. This measure reflects the program's efforts to ensure convicted criminal illegal immigrants do not remain in the United States and thus make the nation safer for legal citizens.						
<b>Fiscal Year:</b>	<b>FY 2016</b>	<b>FY 2017</b>	<b>FY 2018</b>	<b>FY 2019</b>	<b>FY 2020</b>	<b>FY 2021</b>
<b>Target:</b>	158,664	140,000	126,000	151,000	151,000	151,000
<b>Result:</b>	138,669	127,699	145,262	150,141	TBD	TBD

<b>Measure:</b> Percent of detention facilities found in compliance with the national detention standards by receiving a final acceptable inspection rating						
<b>Description:</b> This measure gauges the percent of detention facilities, with an Average Daily Population (ADP) greater than 10, that have received an overall rating of acceptable or above within the Enforcement and Removal Operations (ERO) National Detention Standards Program as measured against the Performance Based National Detention Standards. Through a robust inspections program, the program ensures facilities utilized to detain aliens in immigration proceedings or awaiting removal to their countries do so in accordance with the Performance Based National Detention Standards.						
<b>Fiscal Year:</b>	<b>FY 2016</b>	<b>FY 2017</b>	<b>FY 2018</b>	<b>FY 2019</b>	<b>FY 2020</b>	<b>FY 2021</b>
<b>Target:</b>	100%	100%	100%	100%	100%	100%
<b>Result:</b>	100%	100%	100%	95%	TBD	TBD

<b>Measure:</b> Total number of illegal immigrants who were returned or removed from the United States						
<b>Description:</b> This measure describes the total number of illegal immigrants returned and/or removed from the United States by ICE Enforcement and Removal Operations (ERO). The measure includes both immigrants who have entered the country illegally, but do not already have prior criminal conviction, along with those who have had a prior criminal conviction. This measure provides a complete picture of all the returns and removals accomplished by the program to ensure illegal immigrants do not remain in the United States.						
<b>Fiscal Year:</b>	<b>FY 2016</b>	<b>FY 2017</b>	<b>FY 2018</b>	<b>FY 2019</b>	<b>FY 2020</b>	<b>FY 2021</b>
<b>Target:</b>	---	---	210,000	238,000	238,000	257,174
<b>Result:</b>	---	---	256,085	267,258	TBD	TBD

### Management Measures

<b>Measure:</b> Average daily population of illegal aliens maintained in detention facilities						
<b>Description:</b> This measure reports the average daily count of illegal aliens held in detention facilities. The measure reflects the total detention population for a given time period, divided by the total number of days during that time period.						
<b>Fiscal Year:</b>	<b>FY 2016</b>	<b>FY 2017</b>	<b>FY 2018</b>	<b>FY 2019</b>	<b>FY 2020</b>	<b>FY 2021</b>
<b>Target:</b>	30,539	30,539	40,520	45,000	45,274	60,000
<b>Result:</b>	34,376	38,106	42,188	50,165	TBD	TBD

<b>Measure:</b> Estimated average direct adult bed cost per day for detention						
<b>Description:</b> The measure reports all costs associated with directly supporting the detainment of one individual for one day in an Immigration and Customs Enforcement (ICE) managed immigration detention facility. These cost include bed and detention guard contracts; contracts for detainee provisions, healthcare, building maintenance, in addition to costs such as telecom, utilities, operation and maintenance of facilities; supplies; equipment; postage, and facility compliance/inspection contracts billed to individual facilities.						
<b>Fiscal Year:</b>	<b>FY 2016</b>	<b>FY 2017</b>	<b>FY 2018</b>	<b>FY 2019</b>	<b>FY 2020</b>	<b>FY 2021</b>
<b>Target:</b>	---	---	---	<=\$123.86	<=\$124.13	<=\$125.06
<b>Result:</b>	---	---	---	\$119.06	TBD	TBD

**Homeland Security Investigations (HSI):** The Homeland Security Investigations program conducts criminal investigations to protect the United States against terrorism and criminal organizations that threaten public safety and national security. HSI combats transnational criminal enterprises that seek to exploit America's legitimate trade, travel, and financial systems. This program upholds and enforces America's customs and immigration laws at and beyond our Nation's borders.

### Strategic Measures

<b>Measure:</b> Number of enforcement-related actions against employers that violate immigration-related employment laws						
<b>Description:</b> This measure is a cumulative result of enforcement-related actions against employers that hire illegal labor. Enforcement-related actions include criminal arrests, audits, and final orders of fines of employers related to worksite enforcement. This measure demonstrates the impact of worksite enforcement operations to ensure that employers do not violate immigration-related employment laws.						
<b>Fiscal Year:</b>	<b>FY 2016</b>	<b>FY 2017</b>	<b>FY 2018</b>	<b>FY 2019</b>	<b>FY 2020</b>	<b>FY 2021</b>
<b>Target:</b>	1,854	1,854	1,854	1,854	3,000	3,000
<b>Result:</b>	1,880	1,730	6,398	6,921	TBD	TBD

<b>Measure:</b> Percent of significant Homeland Security Investigations cases that result in a disruption or dismantlement						
<b>Description:</b> This measure reports on the percentage of significant transnational criminal investigations that resulted in a disruption or dismantlement. To be considered significant, the investigation must involve a high-threat transnational criminal organization engaged in criminal activity related to illicit trade, travel, or finance (both drug-related or non-drug-related); counter-terrorism; national security; worksite enforcement; gangs; or child exploitation. "Disruption" is defined as impeding the normal and effective operation of the targeted organization. "Dismantlement" is defined as destroying the organization's leadership, financial base and network to the degree that the organization is incapable of operating and/or reconstituting itself.						
<b>Fiscal Year:</b>	<b>FY 2016</b>	<b>FY 2017</b>	<b>FY 2018</b>	<b>FY 2019</b>	<b>FY 2020</b>	<b>FY 2021</b>
<b>Target:</b>	---	15.8%	15.8%	15.9%	16.1%	16.2%
<b>Result:</b>	---	22.9%	18.0%	15.1%	TBD	TBD

*Management Measures*

<b>Measure:</b> Percent of significant drug-related illicit trade, travel, and finance investigations that resulted in a disruption or dismantlement						
<b>Description:</b> This measure reports on the percentage of significant transnational drug investigations that resulted in a disruption or dismantlement. To be considered significant, the high-threat transnational drug trafficking organizations/individuals must be a Consolidated Priority Organizational Target (CPOT) or Regional Priority Organizational Target (RPOT) as designated by the Department of Justice, or must be earning, laundering or moving more than \$10 million a year in drug proceeds. "Disruption" is defined as impeding the normal and effective operation of the targeted organization. "Dismantlement" is defined as destroying the organization's leadership, financial base and network to the degree that the organization is incapable of operating and/or reconstituting itself.						
<b>Fiscal Year:</b>	<b>FY 2016</b>	<b>FY 2017</b>	<b>FY 2018</b>	<b>FY 2019</b>	<b>FY 2020</b>	<b>FY 2021</b>
<b>Target:</b>	15.0%	15.1%	15.2%	15.2%	15.5%	15.6%
<b>Result:</b>	9.5%	19.0%	9.9%	8.5%	TBD	TBD

<b>Measure:</b> Percent of significant national security and counter-proliferation investigations that result in a disruption or dismantlement						
<b>Description:</b> This measure reports on the percent of significant national security and counter proliferation investigations resulting in a disruption or dismantlement. These include investigations of designees on the Terrorist Identities Datamart Environment, as well as individual watch-listed subjects; investigations related to the proliferation of weapons of mass destruction, and other threats to the national security, foreign policy or economy of the US. This measure also includes investigations of Level One Human Rights Violators, and subjects violating the Immigration and Nationality Act, and/or malicious actors engaged in the unlawful procurement of US weapons and/or controlled technologies. "Disruption" is defined as impeding the normal and effective operation of the targeted organization. "Dismantlement" is defined as destroying the organization's leadership, financial base and network to the degree that the organization is incapable of operating and/or reconstituting itself.						
<b>Fiscal Year:</b>	<b>FY 2016</b>	<b>FY 2017</b>	<b>FY 2018</b>	<b>FY 2019</b>	<b>FY 2020</b>	<b>FY 2021</b>
<b>Target:</b>	---	9.2%	9.3%	9.3%	12.0%	12.0%
<b>Result:</b>	---	14.8%	12.5%	19.1%	TBD	TBD

<b>Measure:</b> Percent of significant non-drug-related illicit trade, travel, and finance investigations that result in a disruption or dismantlement						
<b>Description:</b> This measure reports on the percentage of significant illicit non-drug-related trade, travel, and finance investigations that resulted in a disruption or dismantlement. They must be high-threat non-drug-related investigations with repeated exploitation or evasion of global, regional, and national level movement systems, investigations of Top International Criminal Organization Targets, Extraterritorial Criminal Travel Force investigations that combat transnational alien smuggling organizations, or investigations of human smuggling, human trafficking, counterfeit and dangerous goods, the illicit export of weapons, foreign or domestic public corruption, or benefit or document fraud. "Disruption" is defined as impeding the normal and effective operation of the targeted organization. "Dismantlement" is defined as destroying the organization's leadership, financial base and network to the degree that the organization is incapable of operating and/or reconstituting itself.						
<b>Fiscal Year:</b>	<b>FY 2016</b>	<b>FY 2017</b>	<b>FY 2018</b>	<b>FY 2019</b>	<b>FY 2020</b>	<b>FY 2021</b>
<b>Target:</b>	---	17.3%	17.4%	17.4%	17.6%	17.7%
<b>Result:</b>	---	22.9%	18.0%	13.2%	TBD	TBD



<b>Measure:</b> Percent of significant transnational gang investigations that resulted in a disruption or dismantlement						
<b>Description:</b> This measure reports on the percent of significant transnational gang investigations resulting in the disruption or dismantlement of high-threat transnational criminal gangs. These investigations include gang activity as defined by the Racketeering Influenced Corrupt Organization (RICO) and/or the Violent Crime in Aid of Racketeering (VICAR) or similar statutes. "Disruption" is defined as impeding the normal and effective operation of the targeted organization. "Dismantlement" is defined as destroying the organization's leadership, financial base and network to the degree that the organization is incapable of operating and/or reconstituting itself.						
<b>Fiscal Year:</b>	<b>FY 2016</b>	<b>FY 2017</b>	<b>FY 2018</b>	<b>FY 2019</b>	<b>FY 2020</b>	<b>FY 2021</b>
<b>Target:</b>	13.0%	14.0%	14.0%	14.0%	14.0%	14.0%
<b>Result:</b>	13.5%	12.1%	9.4%	7.5%	TBD	TBD

**Office of Principal Legal Advisor (OPLA):** The Office of the Principal Legal Advisor provides a full-range of legal services to ICE, including advice and counsel to ICE personnel on their law enforcement authorities and potential liabilities. The program represents ICE before multiple administrative venues and supports the Department of Justice in the prosecution of ICE cases and in the defense of civil cases against ICE. OPLA attorneys serve as the exclusive DHS representatives in removal proceedings before U.S. Department of Justice, Executive Office for Immigration Review.

### *Strategic Measure*

<b>Measure:</b> Percent of final administrative orders that result in orders of removal from the United States						
<b>Description:</b> This measure indicates the percent of total final administrative orders secured by Office of Principal Legal Advisor (OPLA) attorneys that result in removal of those found to be in the United States in violation of the Immigration and Nationality Act (INA). OPLA attorneys play an integral role in enforcing the nation's immigration laws by litigating cases in immigration court and securing orders of removal against those found to be in violation of the INA.						
<b>Fiscal Year:</b>	<b>FY 2016</b>	<b>FY 2017</b>	<b>FY 2018</b>	<b>FY 2019</b>	<b>FY 2020</b>	<b>FY 2021</b>
<b>Target:</b>	---	---	---	65.0%	67.0%	67.0%
<b>Result:</b>	---	---	---	76.0%	TBD	TBD

## U.S. Immigration and Customs Enforcement Budget Comparison and Adjustments

### Appropriation and PPA Summary

Organization <i>(Dollars in Thousands)</i>	FY 2019 Enacted	FY 2020 Enacted	FY 2021 President's Budget
<b>Operations and Support</b>	<b>\$7,542,153</b>	<b>\$8,032,801</b>	<b>\$9,822,109</b>
Mission Support	\$1,091,898	\$1,271,110	\$1,462,892
Office of the Principal Legal Advisor	\$260,185	\$290,337	\$352,991
Homeland Security Investigations	\$1,916,213	\$2,042,321	\$2,301,605
Domestic Investigations	\$1,658,935	\$1,769,410	\$1,991,986
International Operations	\$172,986	\$178,806	\$204,837
Intelligence	\$84,292	\$94,105	\$104,782
Enforcement and Removal Operations	\$4,273,857	\$4,429,033	\$5,704,621
Custody Operations	\$3,170,845	\$3,142,520	\$4,137,380
Fugitive Operations	\$125,969	\$139,622	\$194,602
Criminal Alien Program	\$219,074	\$265,228	\$415,223
Alternatives to Detention	\$274,621	\$319,213	\$353,941
Transportation and Removal Program	\$483,348	\$562,450	\$603,475
<b>Procurement, Construction, and Improvements</b>	<b>\$45,559</b>	<b>\$47,270</b>	<b>\$104,954</b>
Mission Support Assets and Infrastructure	\$4,700	-	\$3,060
Consolidated ICE Financial Solution (CIFS)	\$4,700	-	-
Mission Support Assets and Infrastructure End Items	-	-	\$3,060
Operational Communications/Information Technology	\$30,859	\$10,300	\$21,478
Operational Communications/Information Technology End Items	-	-	\$8,628
T-8	-	\$10,300	\$6,000
TACCOM	\$30,859	-	\$6,850
Construction and Facility Improvements	\$10,000	\$36,970	\$80,416
Mission Capacity Expansion	-	-	\$58,916
Critical Repair Requirement	\$10,000	\$36,970	\$21,500
<b>Immigration Inspection User Fees</b>	<b>\$135,000</b>	<b>\$135,000</b>	<b>\$135,000</b>
<b>Breached Bond Detention Fund</b>	<b>\$55,000</b>	<b>\$55,000</b>	<b>\$55,000</b>
<b>Student and Exchange Visitor Program</b>	<b>\$128,000</b>	<b>\$129,800</b>	<b>\$186,610</b>
<b>Immigration Examinations Fee Account</b>	<b>-</b>	<b>-</b>	<b>\$112,287</b>

**Department of Homeland Security****U.S. Immigration and Customs Enforcement**

<b>Organization</b> <i>(Dollars in Thousands)</i>	<b>FY 2019 Enacted</b>	<b>FY 2020 Enacted</b>	<b>FY 2021 President's Budget</b>
<b>Immigration Enforcement Account</b>	-	-	\$200
<b>Total</b>	<b>\$7,905,712</b>	<b>\$8,399,871</b>	<b>\$10,416,160</b>

## U.S. Immigration and Customs Enforcement Comparison of Budget Authority and Request

Organization (Dollars in Thousands)	FY 2019 Enacted			FY 2020 Enacted			FY 2021 President's Budget			FY 2020 to FY 2021 Total Changes		
	Pos.	FTE	Amount	Pos.	FTE	Amount	Pos.	FTE	Amount	Pos.	FTE	Amount
Operations and Support	20,755	19,748	\$7,542,153	20,930	20,536	\$8,032,801	25,566	21,800	\$9,822,109	4,636	1,264	\$1,789,308
Procurement, Construction, and Improvements	-	-	\$45,559	-	-	\$47,270	-	-	\$104,954	-	-	\$57,684
Immigration Inspection User Fees	-	-	\$135,000	-	-	\$135,000	-	-	\$135,000	-	-	-
Breached Bond Detention Fund	-	-	\$55,000	-	-	\$55,000	-	-	\$55,000	-	-	-
Student and Exchange Visitor Program	349	332	\$128,000	397	376	\$129,800	397	376	\$186,610	-	-	\$56,810
Immigration Examinations Fee Account	-	-	-	-	-	-	936	468	\$112,287	936	468	\$112,287
Immigration Enforcement Account	-	-	-	-	-	-	-	-	\$200	-	-	\$200
<b>Total</b>	<b>21,104</b>	<b>20,080</b>	<b>\$7,905,712</b>	<b>21,327</b>	<b>20,912</b>	<b>\$8,399,871</b>	<b>26,899</b>	<b>22,644</b>	<b>\$10,416,160</b>	<b>5,572</b>	<b>1,732</b>	<b>\$2,016,289</b>
Subtotal Discretionary - Appropriation	20,755	19,748	\$7,587,712	20,930	20,536	\$8,080,071	25,566	21,800	\$9,927,063	4,636	1,264	\$1,846,992
Subtotal Mandatory - Fee	349	332	\$318,000	397	376	\$319,800	1,333	844	\$489,097	936	468	\$169,297

### Component Budget Overview

The FY 2021 President's Budget provides the U.S. Immigration and Customs Enforcement (ICE) \$10.4B in total gross budget authority. This funding level represents an increase of \$2.0B over the FY 2020 Enacted Budget.

ICE is the principal criminal investigative agency within the U.S. Department of Homeland Security (DHS). ICE enforces more than 400 Federal statutes and focuses on immigration enforcement, preventing terrorism, and combating the illegal movement of people and goods. ICE has over 21,000 employees deployed across all 50 States, the District of Columbia, and in 50 countries.

The FY 2021 President's Budget includes an increase of 2,844 law enforcement officers (LEOs) and 1,792 commensurate support staff over the FY 2020 Enacted Budget to fill critical operational and resource gaps and to more effectively carry out ICE's mission. The FY 2021 President's Budget also includes funding for infrastructure and information technology to support the new staff requested.

It is imperative ICE maintain its operational foundation and that current staff have adequate resources to do their jobs safely and effectively. The FY 2021 President's Budget includes multiple investments in mission essential capabilities to assist current law enforcement officers and support staff in carrying out ICE's mission. This includes \$97.4M for the facilities backlog and repairs to Government-owned and leased properties, \$6.0M for T-8 to support Enforcement and Removal Operations (ERO), and \$8.6M for the advancement of Homeland Security Investigations' (HSI's) Repository for Analytics in a Virtualized Environment (RAVE) data analytics platform.

The FY 2021 President's Budget includes estimates for the Immigration Enforcement Account (IEA). This is the first time including this fee for ICE, and funds will reimburse operations in accordance with 8 U.S.C. 1330(b)(3)(C).

## U.S. Immigration and Customs Enforcement Budget Authority and Obligations

Budget Authority (Dollars in Thousands)	FY 2019	FY 2020	FY 2021
<b>Enacted/Request</b>	<b>\$7,905,712</b>	<b>\$8,399,871</b>	<b>\$10,416,160</b>
Carryover and/or Recoveries (Actual/Estimates/Projections)	\$262,373	\$302,815	\$194,316
Rescissions to Current Year/Budget Year	(\$815)	-	-
Net Sequestered Resources	\$3,641	\$4,629	\$12
Reprogrammings/Transfers	\$135,960	-	-
Supplementals	\$208,945	-	-
<b>Total Budget Authority</b>	<b>\$8,515,816</b>	<b>\$8,707,315</b>	<b>\$10,610,488</b>
Collections – Reimbursable Resources	\$147,546	\$147,546	\$147,546
<b>Total Budget Resources</b>	<b>\$8,663,362</b>	<b>\$8,854,861</b>	<b>\$10,758,034</b>
Obligations (Actual/Estimates/Projections)	\$8,182,415	\$8,660,595	\$10,563,516
<b>Personnel: Positions and FTE</b>			
Enacted/Request Positions	21,104	21,327	26,899
Enacted/Request FTE	20,080	20,912	22,644
<b>Onboard and Actual FTE; Includes Collections - Reimbursable Resources</b>			
Onboard (Actual/Estimates/Projections)	19,658	21,683	27,255
FTE (Actual/Estimates/Projections)	19,378	21,239	22,971

\*In the table above, the rescission line includes the administrative savings rescissions per the Consolidated Appropriation Act, 2019 (P.L. 116-6).

## U.S. Immigration and Customs Enforcement Collections - Reimbursable Resources

Collections <i>(Dollars in Thousands)</i>		FY 2019 Enacted			FY 2020 Enacted			FY 2021 President's Budget			FY 2020 to FY 2021 Change		
		Pos.	FTE	Amount	Pos.	FTE	Amount	Pos.	FTE	Amount	Pos.	FTE	Amount
<b>Department of Defense - Department of Defense</b>	<b>Source</b>	-	-	\$1,105	-	-	\$1,105	-	-	\$1,105	-	-	-
Operations and Support	Location	-	-	\$1,105	-	-	\$1,105	-	-	\$1,105	-	-	-
Homeland Security Investigations	Location	-	-	\$1,105	-	-	\$1,105	-	-	\$1,105	-	-	-
International Operations	Location	-	-	\$1,105	-	-	\$1,105	-	-	\$1,105	-	-	-
<b>Department of Homeland Security - Department of Homeland Security</b>	<b>Source</b>	-	-	\$82,421	-	-	\$82,421	-	-	\$82,421	-	-	-
Operations and Support	Location	-	-	\$82,421	-	-	\$82,421	-	-	\$82,421	-	-	-
Mission Support	Location	-	-	\$9,000	-	-	\$9,000	-	-	\$9,000	-	-	-
Homeland Security Investigations	Location	-	-	\$73,421	-	-	\$73,421	-	-	\$73,421	-	-	-
Domestic Investigations	Location	-	-	\$72,000	-	-	\$72,000	-	-	\$72,000	-	-	-
Intelligence	Location	-	-	\$1,421	-	-	\$1,421	-	-	\$1,421	-	-	-
<b>Asset Forfeiture Fund and Puerto Rican Trust Fund</b>	<b>Source</b>	98	92	\$14,000	98	92	\$14,000	98	92	\$14,000	-	-	-
Operations and Support	Location	98	92	\$14,000	98	92	\$14,000	98	92	\$14,000	-	-	-
Homeland Security Investigations	Location	98	92	\$14,000	98	92	\$14,000	98	92	\$14,000	-	-	-
Domestic Investigations	Location	98	92	\$14,000	98	92	\$14,000	98	92	\$14,000	-	-	-
<b>Working Capital Fund</b>	<b>Source</b>	258	235	\$25,000	258	235	\$25,000	258	235	\$25,000	-	-	-
Operations and Support	Location	258	235	\$25,000	258	235	\$25,000	258	235	\$25,000	-	-	-
Mission Support	Location	258	235	\$25,000	258	235	\$25,000	258	235	\$25,000	-	-	-
<b>Department of Homeland Security - United States Coast Guard</b>	<b>Source</b>	-	-	\$135	-	-	\$135	-	-	\$135	-	-	-
Operations and Support	Location	-	-	\$135	-	-	\$135	-	-	\$135	-	-	-
Mission Support	Location	-	-	\$135	-	-	\$135	-	-	\$135	-	-	-
<b>Department of Homeland Security - U.S. Customs and Border Protection</b>	<b>Source</b>	-	-	\$18,200	-	-	\$18,200	-	-	\$18,200	-	-	-
Operations and Support	Location	-	-	\$18,200	-	-	\$18,200	-	-	\$18,200	-	-	-
Mission Support	Location	-	-	\$14,000	-	-	\$14,000	-	-	\$14,000	-	-	-

Department of Homeland Security

U.S. Immigration and Customs Enforcement

Collections <i>(Dollars in Thousands)</i>		FY 2019 Enacted			FY 2020 Enacted			FY 2021 President's Budget			FY 2020 to FY 2021 Change		
		Pos.	FTE	Amount	Pos.	FTE	Amount	Pos.	FTE	Amount	Pos.	FTE	Amount
Enforcement and Removal Operations	Location	-	-	\$4,200	-	-	\$4,200	-	-	\$4,200	-	-	-
Transportation and Removal Program	Location	-	-	\$4,200	-	-	\$4,200	-	-	\$4,200	-	-	-
<b>Department of State - Department of State</b>	<b>Source</b>	-	-	\$6,685	-	-	\$6,685	-	-	\$6,685	-	-	-
Operations and Support	Location	-	-	\$6,685	-	-	\$6,685	-	-	\$6,685	-	-	-
Mission Support	Location	-	-	\$2,306	-	-	\$2,306	-	-	\$2,306	-	-	-
Homeland Security Investigations	Location	-	-	\$2,708	-	-	\$2,708	-	-	\$2,708	-	-	-
International Operations	Location	-	-	\$2,708	-	-	\$2,708	-	-	\$2,708	-	-	-
Enforcement and Removal Operations	Location	-	-	\$1,671	-	-	\$1,671	-	-	\$1,671	-	-	-
Custody Operations	Location	-	-	\$1,671	-	-	\$1,671	-	-	\$1,671	-	-	-
<b>Total Collections</b>		<b>356</b>	<b>327</b>	<b>\$147,546</b>	<b>356</b>	<b>327</b>	<b>\$147,546</b>	<b>356</b>	<b>327</b>	<b>\$147,546</b>	-	-	-



## U.S. Immigration and Customs Enforcement Personnel Compensation and Benefits

### Pay Summary

Organization (Dollars in Thousands)	FY 2019 Enacted				FY 2020 Enacted				FY 2021 President's Budget				FY 2020 to FY 2021 Total			
	Pos.	FTE	Amount	Rate	Pos.	FTE	Amount	Rate	Pos.	FTE	Amount	Rate	Pos.	FTE	Amount	Rate
Operations and Support	20,755	19,748	\$3,400,585	\$172.17	20,930	20,536	\$3,673,901	\$178.77	25,566	21,800	\$4,156,897	\$190.56	4,636	1,264	\$482,996	\$11.79
Student and Exchange Visitor Program	349	332	\$67,468	\$203.22	397	376	\$72,059	\$191.65	397	376	\$72,855	\$193.76	-	-	\$796	\$2.11
Immigration Examinations Fee Account	-	-	-	-	-	-	-	-	936	468	\$84,500	\$180.56	936	468	\$84,500	\$180.56
<b>Total</b>	<b>21,104</b>	<b>20,080</b>	<b>\$3,468,053</b>	<b>\$172.68</b>	<b>21,327</b>	<b>20,912</b>	<b>\$3,745,960</b>	<b>\$179</b>	<b>26,899</b>	<b>22,644</b>	<b>\$4,314,252</b>	<b>\$190.41</b>	<b>5,572</b>	<b>1,732</b>	<b>\$568,292</b>	<b>\$11.41</b>
Discretionary - Appropriation	20,755	19,748	\$3,400,585	\$172.17	20,930	20,536	\$3,673,901	\$178.77	25,566	21,800	\$4,156,897	\$190.56	4,636	1,264	\$482,996	\$11.79
Mandatory - Fee	349	332	\$67,468	\$203.22	397	376	\$72,059	\$191.65	1,333	844	\$157,355	\$186.44	936	468	\$85,296	(\$5.21)

### Pay by Object Class

Pay Object Classes (Dollars in Thousands)	FY 2019 Enacted	FY 2020 Enacted	FY 2021 President's Budget	FY 2020 - FY 2021 Change
11.1 Full-time Permanent	\$1,963,335	\$2,138,062	\$2,432,501	\$294,439
11.3 Other than Full-Time Permanent	\$23,335	\$23,261	\$24,888	\$1,627
11.5 Other Personnel Compensation	\$473,577	\$481,283	\$629,253	\$147,970
11.8 Special Personal Services Payments	\$579	\$2,621	\$2,621	-
12.1 Civilian Personnel Benefits	\$1,007,227	\$1,100,733	\$1,224,989	\$124,256
<b>Total - Personnel Compensation and Benefits</b>	<b>\$3,468,053</b>	<b>\$3,745,960</b>	<b>\$4,314,252</b>	<b>\$568,292</b>
<b>Positions and FTE</b>				
Positions - Civilian	21,104	21,327	26,899	5,572
FTE - Civilian	20,080	20,912	22,644	1,732

## U.S. Immigration and Customs Enforcement Non Pay Budget Exhibits

### Non Pay Summary

Organization (Dollars in Thousands)	FY 2019 Enacted	FY 2020 Enacted	FY 2021 President's Budget	FY 2020 to FY 2021 Total Changes
Operations and Support	\$4,141,568	\$4,358,900	\$5,665,212	\$1,306,312
Procurement, Construction, and Improvements	\$45,559	\$47,270	\$104,954	\$57,684
Immigration Inspection User Fees	\$135,000	\$135,000	\$135,000	-
Breached Bond Detention Fund	\$55,000	\$55,000	\$55,000	-
Student and Exchange Visitor Program	\$60,532	\$57,741	\$113,755	\$56,014
Immigration Examinations Fee Account	-	-	\$27,787	\$27,787
Immigration Enforcement Account	-	-	\$200	\$200
<b>Total</b>	<b>\$4,437,659</b>	<b>\$4,653,911</b>	<b>\$6,101,908</b>	<b>\$1,447,997</b>
Discretionary - Appropriation	\$4,187,127	\$4,406,170	\$5,770,166	\$1,363,996
Mandatory - Fee	\$250,532	\$247,741	\$331,742	\$84,001

**Non Pay by Object Class**

<b>Non-Pay Object Classes</b> <i>(Dollars in Thousands)</i>	<b>FY 2019 Enacted</b>	<b>FY 2020 Enacted</b>	<b>FY 2021 President's Budget</b>	<b>FY 2020 to FY 2021 Change</b>
21.0 Travel and Transportation of Persons	\$528,481	\$598,190	\$613,153	\$14,963
22.0 Transportation of Things	\$14,865	\$12,148	\$44,088	\$31,940
23.1 Rental Payments to GSA	\$312,113	\$338,163	\$359,967	\$21,804
23.2 Rental Payments to Others	\$24,072	\$24,213	\$24,225	\$12
23.3 Communications, Utilities, and Misc. Charges	\$79,813	\$77,160	\$85,340	\$8,180
24.0 Printing and Reproduction	\$1	\$1	\$1	-
25.1 Advisory and Assistance Services	\$441,841	\$464,736	\$616,432	\$151,696
25.2 Other Services from Non-Federal Sources	\$185,253	\$226,927	\$300,923	\$73,996
25.3 Other Goods and Services from Federal Sources	\$127,894	\$122,668	\$219,823	\$97,155
25.4 Operation and Maintenance of Facilities	\$2,260,912	\$2,219,521	\$2,854,462	\$634,941
25.5 Research and Development Contracts	\$2,961	-	-	-
25.6 Medical Care	\$88,189	\$85,446	\$178,813	\$93,367
25.7 Operation and Maintenance of Equipment	\$163,768	\$206,249	\$242,604	\$36,355
25.8 Subsistence & Support of Persons	\$7,140	\$7,144	\$7,161	\$17
26.0 Supplies and Materials	\$71,992	\$71,461	\$91,570	\$20,109
31.0 Equipment	\$72,838	\$108,159	\$309,540	\$201,381
32.0 Land and Structures	\$26,805	\$62,997	\$125,059	\$62,062
41.0 Grants, Subsidies, and Contributions	-	-	\$17	\$17
42.0 Insurance Claims and Indemnities	\$26,129	\$26,140	\$26,140	-
44.0 Refunds	-	-	\$2	\$2
91.0 Unvouchered	\$2,592	\$2,588	\$2,588	-
<b>Total - Non Pay Object Classes</b>	<b>\$4,437,659</b>	<b>\$4,653,911</b>	<b>\$6,101,908</b>	<b>\$1,447,997</b>

---

**U.S. Immigration and Customs Enforcement  
Supplemental Budget Justification Exhibits**

---

**Working Capital Fund**

<b>Appropriation and PPA</b> <i>(Dollars in Thousands)</i>	<b>FY 2019</b> <b>Enacted</b>	<b>FY 2020</b> <b>Enacted</b>	<b>FY 2021</b> <b>President's Budget</b>
<b>Operations and Support</b>	<b>\$13,981</b>	<b>\$10,919</b>	<b>-</b>
Mission Support	\$13,981	\$10,919	-
<b>Total Working Capital Fund</b>	<b>\$13,981</b>	<b>\$10,919</b>	<b>-</b>

## U.S. Immigration and Customs Enforcement

### Status of Congressionally Requested Studies, Reports and Evaluations

Fiscal Year	Due Date	Reference/Citation	Requirement	Status
2017	11/01/2017	FY 2017 SAC Report 114-264	Comprehensive Strategy for Overstay Enforcement and Deterrence	Pending
2017	12/01/2017	FY 2017 HAC Report 114-668	Alternatives to Detention - Second Semiannual FY 2017	Drafted - Under Review
2017	N/A	FY 2017 Appropriations P.L. 115-31	Detention Report	Drafted - Under Review
2017	01/30/2018	FY 2017 Appropriations P.L. 115-31	U.S. Immigration and Customs Enforcement Detention Requests: FY 2017 - Q4	Transmitted on 03/20/2019
2017	02/26/2018	FY 2017 Appropriations P.L. 115-31	ICE Notification of Non-PBNDs Detention Contract (Jerome County)	Transmitted on 01/26/2018
2017	04/30/2018	FY 2017 Appropriations P.L. 115-31	Deportation of Parents of U.S.-born Children - CY 2017 - Semiannual 2	Transmitted on 06/26/2018
2017	06/19/2017	FY 2017 Appropriations P.L. 115-31	Progress in Implementing 2011 PBNDs Standards and DHS PREA Requirements at Detention Facilities	Transmitted on 03/19/2018
2017	06/30/2017	FY 2017 Appropriations P.L. 115-31	Alternatives to Detention - Semiannual FY 2017	Transmitted on 04/16/2018
2017	07/05/2017	FY 2017 Appropriations P.L. 115-31	U.S. Immigration and Customs Enforcement Detention Requests: FY 2017 - Q1 and Q2	Transmitted on 03/20/2019
2017	08/03/2017	FY 2017 Appropriations P.L. 115-31	Comprehensive Plan for Immigration Data Improvement	Transmitted on 07/26/2018
2017	08/03/2017	FY 2017 Appropriations P.L. 115-31	Detention Bed Capacity	Transmitted on 03/27/2018
2017	08/03/2017	FY 2017 Appropriations P.L. 115-31	State Police Crime Labs - Fiscal Year 2018	Transmitted on 06/26/2018
2017	10/30/2017	FY 2017 Appropriations P.L. 115-31	U.S. Immigration and Customs Enforcement Detention Requests: FY 2017 - Q3	Transmitted on 03/20/2019
2017	11/01/2017	FY 2017 Appropriations P.L. 115-31	HSI Human Trafficking and Victim Assistance Programs	Transmitted on 12/06/2017
2017	11/14/2017	FY 2017 Appropriations P.L. 115-31	Illegal Trafficking of Wildlife and Other Natural Resources	Transmitted on 10/10/2017
2017	12/15/2017	FY 2017 Appropriations P.L. 115-31	Forced Labor and Forced Child Labor	Transmitted on 02/22/2018
2017	N/A	FY 2017 Appropriations P.L. 115-31	Deportation of Aliens Claiming U.S.-born Children - Semiannual	Transmitted on 10/12/2017
2018	03/1/2019	FY 2018 Appropriations P.L. 115-141	State Police Crime Lab Support	Pending
2018	04/24/2018	FY 2018 Appropriations P.L. 115-141	ICE Notification of Non-PBNDs Detention Contracts	Pending

**Department of Homeland Security**
**U.S. Immigration and Customs Enforcement**

<b>Fiscal Year</b>	<b>Due Date</b>	<b>Reference/Citation</b>	<b>Requirement</b>	<b>Status</b>
2018	06/21/2018	FY 2018 Appropriations P.L. 115-141	Detention Contracts and IGSA's	Pending
2018	08/23/2018	FY 2018 Appropriations P.L. 115-141	Hurricane Payments and Training	Pending
2018	09/18/2018	FY 2018 Appropriations P.L. 115-141	HERO Pilot	Pending
2018	10/31/2018	FY 2018 Appropriations P.L. 115-141	International Mobile Subscriber Identity Catchers	Pending
2018	11/15/2018	FY 2018 Appropriations P.L. 115-141	Illegal Trafficking of Wildlife and Other Natural Resources	Pending
2018	11/16/2018	FY 2018 Appropriations P.L. 115-141	Overstay Enforcement and Deterrence Strategy	Pending
2018	12/14/2018	FY 2017 HAC Report 115-239	Forced Labor and Forced Child Labor	Pending
2018	N/A	FY 2018 Appropriations P.L. 115-141	Removal of Aliens Claiming U.S.-Born Children	Pending
2018	N/A	FY 2018 SAC Report 115-283	Spend Plan for LESC funds, operations, and staffing	Transmitted on Sept. 7, 2018
2018	N/A	FY 2018 Appropriations P.L. 115-141	Secure Communities	Drafted - Under Review
2018	N/A	FY 2018 Appropriations P.L. 115-141	Detention Facility Inspection Report	Pending
2018	N/A	FY 2018 Appropriations P.L. 115-141	287(g) Program	Drafted - Under Review
2018	N/A	FY 2018 Appropriations P.L. 115-141	Alternatives to Detention - Semiannual FY 2018	Pending
2019	02/17/2020	FY 2019 Appropriations P.L. 116-6	Forced Labor Law Enforcement Activities	Pending
2019	03/02/2020	FY 2019 Appropriations P.L. 116-6	State Police Crime Labs - Fiscal Year 2019	Transmitted on 10/28/2019
2019	03/31/2020	FY 2019 Appropriations P.L. 116-6	Deportation of Aliens Claiming U.S.-born Children - Semiannual 2019	Pending
2019	04/16/2019	FY 2019 Appropriations P.L. 116-6	Alternatives to Detention - Semiannual FY 2019	Pending
2019	05/16/2019	FY 2019 Appropriations P.L. 116-6	Detention Contracts and IGSA's	Drafted - Under Review
2019	05/16/2019	FY 2019 Appropriations P.L. 116-6	ICE Homeland Security Investigations Tactical Intelligence Center	Pending
2019	05/16/2019	FY 2019 Appropriations P.L. 116-6	Enforcement and Removal Operations' Forms Translation	Transmitted on 11/14/2019
2019	06/15/2019	FY 2019 Appropriations P.L. 116-6	Public Access to ICE Offices	Pending
2019	08/14/2019	FY 2019 Appropriations P.L. 116-6	Immigrant Enforcement Activity Effects on Victims	Pending
2019	08/14/2019	FY 2019 Appropriations P.L. 116-6	Overstay Enforcement and Deterrence Strategy	Pending
2019	11/14/2019	FY 2019 Appropriations P.L. 116-6	Illegal Trafficking of Wildlife and Other Natural Resources	Pending

**Department of Homeland Security****U.S. Immigration and Customs Enforcement**

<b>Fiscal Year</b>	<b>Due Date</b>	<b>Reference/Citation</b>	<b>Requirement</b>	<b>Status</b>
2019	11/29/2019	FY 2019 Appropriations P.L. 116-6	287(g) Program	Pending
2019	N/A	FY 2019 Appropriations P.L. 116-6	Detention Report	Transmitted on 5/20/2019
2019	N/A	FY 2019 Appropriations P.L. 116-6	Secure Communities - Quarterly 2019	Pending
2019	N/A	FY 2019 Appropriations P.L. 116-6	Deaths in Custody	Transmitted on 7/26/2019
2019	N/A	FY 2019 Appropriations P.L. 116-6	Non-PBNDs 2011-Compliant Detention Contracts	Transmitted on 7/26/2019
2020	N/A	FY 2020 Appropriations P.L. 116-93	287(g) Program	Pending
2020	N/A	FY 2020 Appropriations P.L. 116-93	Monthly Budget Execution and Staffing Reports	Pending
2020	N/A	FY 2020 Appropriations P.L. 116-93	Alternatives to Detention - Semiannual FY 2020	Pending
2020	N/A	FY 2020 Appropriations P.L. 116-93	Alternatives to Detention – 5-year program analysis	Pending
2020	N/A	FY 2020 Appropriations P.L. 116-93	Detention Report	Pending

## U.S. Immigration and Customs Enforcement Authorized/Unauthorized Appropriations

Budget Activity <i>Dollars in Thousands</i>	Last year of Authorization	Authorized Level	Appropriation in Last Year of Authorization	FY 2021 President's Budget
	Fiscal Year	Amount	Amount	Amount
<b>Operations and Support</b>	<b>2003<sup>1</sup> / 2004<sup>3</sup></b>	<b>N/A<sup>1</sup> / \$1,399,692<sup>3</sup></b>	<b>\$3,032,094<sup>2</sup> / N/A<sup>4</sup></b>	<b>\$9,822,109</b>
Mission Support	2003 <sup>1</sup> / 2004 <sup>3</sup>	N/A <sup>1</sup> / \$1,399,692 <sup>3</sup>	N/A <sup>4</sup>	\$1,462,892
Office of the Principal Legal Advisor	2003 <sup>1</sup>	N/A	N/A <sup>5</sup>	\$352,991
Homeland Security Investigations	2003 <sup>1</sup> / 2004 <sup>3</sup>	N/A	N/A <sup>5</sup>	\$2,301,605
Enforcement and Removal Operations	2003	N/A	N/A <sup>5</sup>	\$5,704,621
<b>Procurement, Construction, and Improvements</b>	<b>2003<sup>1</sup></b>	<b>N/A</b>	<b>\$693,969</b>	<b>\$104,594</b>
Mission Support Assets and Infrastructure	2003 <sup>1</sup>	N/A	N/A <sup>5</sup>	\$3,060
Operational Communications and Information Technology	2003 <sup>1</sup>	N/A	N/A <sup>5</sup>	\$21,478
Construction and Facility Improvements	2003 <sup>1</sup>	N/A	N/A <sup>5</sup>	\$80,416
<b>Total Direct Authorization/Appropriation</b>	<b>N/A</b>		<b>\$3,726,063</b>	<b>\$9,927,063</b>
<b>Fee Accounts</b>				<b>\$489,097</b>
Student and Exchange Visitor Program				\$186,610
Breached Bond Detention Fund				\$55,000
Immigration Inspection User Fees				\$135,000
Immigration Examinations Fee Account				\$112,287
Immigration Enforcement Account				\$200

1 - Immigration and Naturalization Service—some investigations, and detention and deportation only (8 U.S.C. 1101, note; Immigration and Nationality Act, section 404(a)).

2 - Includes \$2,862,094,000 from the FY 2003 INS Salaries and Expenses appropriations and \$170,000,000 included in the FY 2003 Wartime Supplemental Appropriations Act, PL 108-11.

3 - Customs Service, including the investigations function (19 U.S.C. 2075(b)(1)).

4 - No 2004 appropriation for the U.S. Customs Service.

5 - PPA did not exist in the 2003 INS Appropriations.



## U.S. Immigration and Customs Enforcement Proposed Legislative Language

### Operations and Support

For necessary expenses of U.S. Immigration and Customs Enforcement for operations and support *to enforce immigration and customs laws*, including the purchase and lease of up to 3,790 (2,350 for replacement only) police-type vehicles; [overseas vetted units;] and maintenance, minor construction, and minor leasehold improvements at owned and leased facilities; [\$8,032,801,000] *\$9,822,109,000* of which not less than *\$2,301,605,000 is for homeland security investigations operations; of which not less than* \$6,000,000 shall remain available until expended for efforts to enforce laws against forced child labor; [of which \$53,696,000 shall remain available until September 30, 2021;] of which not less than \$1,500,000 is for paid apprenticeships for participants in the Human Exploitation Rescue Operative Child-Rescue Corps; of which not less than \$15,000,000 shall be available for investigation of intellectual property rights violations, including operation of the National Intellectual Property Rights Coordination Center; and of which not less than [\$4,429,033,000] *\$5,704,621,000* shall be for enforcement, detention, and removal operations, including transportation of unaccompanied minor aliens: Provided, That not to exceed \$11,475 shall be for official reception and representation expenses: Provided further, That *of the amounts provided under this heading for homeland security investigations operations*, not to exceed \$10,000,000 shall be available until expended for conducting special operations under section 3131 of the Customs Enforcement Act of 1986 (19 U.S.C. 2081): Provided further, That not to exceed \$2,000,000 shall be for awards of compensation to informants, to be accounted for solely under the certificate of the Secretary of Homeland Security: Provided further, That *of the amounts provided under this heading for enforcement, detention, and removal operations*, that not to exceed \$11,216,000 shall be available to fund or reimburse other Federal agencies for the costs associated with the care, maintenance, and repatriation of smuggled aliens unlawfully present in the United States.

Language Provision	Explanation
<i>...to enforce immigration and customs laws...</i>	Mission clarification.
<i>...[overseas vetted units;]...</i>	Mission clarification.
<i>...[\$8,702,425,000] \$9,822,109,000...</i>	Number change only.
<i>...of which not less than \$2,301,605,000 is for homeland security investigations operations...</i>	Language change that identifies HSI funding in alignment with the ERO funding later in the paragraph.
<i>...[of which \$53,696,000 shall remain available until September 30, 2021;]...</i>	Removing multiyear authority.
<i>...[\$5,194,066,000] \$5,704,621,000...</i>	Number change only.
<i>...of the amounts provided under this heading for homeland security investigations operations...</i>	Program clarification.
<i>...of the amounts provided under this heading for enforcement, detention, and removal operations...</i>	Program clarification.

**Procurement, Construction, and Improvements**

For necessary expenses of U.S. Immigration and Customs Enforcement for procurement, construction, and improvements, [\$47,270,000] \$104,954,000 [, to]; of which \$62,793,000 shall remain available until September 30, [2022] 2023, of which not less than [\$36,970,000] \$21,500,000 shall be available for facilities repair and maintenance projects; and of which \$42,161,000 shall remain available until September 30, 2025 for the design and construction and renovation of space in the Varick Street Federal Building of New York City.

Language Provision	Explanation
...[\$47,270,000] \$104,954,000...	Number change only.
...[to] of which \$62,793,000 shall remain available until September 30, [2022] 2023...	Provides three-year funding in PC&I for equipment and system procurement, deployment, modernization activities.
...of which not less than [\$36,970,000] \$21,500,000 shall be available for facilities repair and maintenance projects...	Authorizes funding for facilities repair and maintenance projects.
...and of which \$42,161,000 shall remain available until September 30, 2025 for the design and construction and renovation of space in the Varick Street Federal Building of New York City.	Provides five-year funding in PC&I for HSI's Varick Street consolidation project.

**Department of Homeland Security**  
***U.S. Immigration and Customs Enforcement***  
***Operations and Support***



**Fiscal Year 2021**  
**Congressional Submission**

---

**Table of Contents**

<b><i>Operations and Support</i></b> .....	<b>1</b>
Budget Comparison and Adjustments.....	3
Personnel Compensation and Benefits.....	47
Non Pay Budget Exhibits.....	49
<i>Mission Support – PPA</i> .....	51
Budget Comparison and Adjustments.....	51
Personnel Compensation and Benefits.....	56
Non Pay Budget Exhibits.....	58
<i>Office of the Principal Legal Advisor – PPA</i> .....	67
Budget Comparison and Adjustments.....	67
Personnel Compensation and Benefits.....	70
Non Pay Budget Exhibits.....	72
<i>Homeland Security Investigations – PPA</i> .....	77
Budget Comparison and Adjustments.....	77
Personnel Compensation and Benefits.....	82
Non Pay Budget Exhibits.....	83
<i>Domestic Investigations – PPA Level II</i> .....	84
<i>International Operations – PPA Level II</i> .....	98
<i>Intelligence – PPA Level II</i> .....	107
<i>Enforcement and Removal Operations – PPA</i> .....	116
Budget Comparison and Adjustments.....	116
Personnel Compensation and Benefits.....	121
Non Pay Budget Exhibits.....	122
<i>Custody Operations – PPA Level II</i> .....	125
<i>Fugitive Operations – PPA Level II</i> .....	144
<i>Criminal Alien Program – PPA Level II</i> .....	153
<i>Alternatives to Detention – PPA Level II</i> .....	165
<i>Transportation and Removal Program – PPA Level II</i> .....	174

## Operations and Support

### Budget Comparison and Adjustments

#### Comparison of Budget Authority and Request

<b>Organization</b> <i>(Dollars in Thousands)</i>	FY 2019 Enacted			FY 2020 Enacted			FY 2021 President's Budget			FY 2020 to FY 2021 Total Changes		
	Pos.	FTE	Amount	Pos.	FTE	Amount	Pos.	FTE	Amount	Pos.	FTE	Amount
Mission Support	2,210	2,065	\$1,091,898	2,210	2,092	\$1,271,110	2,458	2,168	\$1,462,892	248	76	\$191,782
Office of the Principal Legal Advisor	1,566	1,465	\$260,185	1,735	1,612	\$290,337	2,278	1,833	\$352,991	543	221	\$62,654
Homeland Security Investigations	8,778	8,163	\$1,916,213	8,784	8,511	\$2,042,321	9,837	8,779	\$2,301,605	1,053	268	\$259,284
Enforcement and Removal Operations	8,201	8,055	\$4,273,857	8,201	8,321	\$4,429,033	10,993	9,020	\$5,704,621	2,792	699	\$1,275,588
<b>Total</b>	<b>20,755</b>	<b>19,748</b>	<b>\$7,542,153</b>	<b>20,930</b>	<b>20,536</b>	<b>\$8,032,801</b>	<b>25,566</b>	<b>21,800</b>	<b>\$9,822,109</b>	<b>4,636</b>	<b>1,264</b>	<b>\$1,789,308</b>
Subtotal Discretionary - Appropriation	20,755	19,748	\$7,542,153	20,930	20,536	\$8,032,801	25,566	21,800	\$9,822,109	4,636	1,264	\$1,789,308

The Immigration and Customs Enforcement's (ICE) Operations and Support (O&S) appropriation provides funds to prevent terrorism enforce the United States' immigration laws, and safeguard Americans through the enforcement of Federal laws governing trade and travel. ICE uses the resources in O&S to combat terrorism, deter illegal immigration, and protect the Nation from physical and cyber threats in all 50 States, the District of Columbia, U.S. territories, and 50 countries around the world. ICE fulfills these missions by conducting investigations, dismantling transnational criminal organizations (TCOs), and enforcing immigration laws through actions against removable aliens. ICE proposes to expand its personnel to conduct these mission-critical activities.

The O&S appropriation funds law enforcement operations and mission support activities across the following four programs, projects, and activities (PPAs):

**Mission Support:** This PPA funds ICE's Management and Administration (M&A) Directorate, which provide the full range of enterprise level services and operational support for ICE and the Office of Professional Responsibility (OPR), which conducts background investigations of personnel and inspections of ICE operations. M&A oversees ICE's financial and human resources, information technology infrastructure and support, sensitive property and other assets, and collaborates with internal and external stakeholders to increase ICE's ability to attract and retain a diverse workforce. Additionally, M&A procures goods and services for the Agency, processes Freedom of Information Act (FOIA) requests, manages the regulatory process and development of ICE policies, and provides firearms and tactical training to special agents and officers, as well as leadership and career development training to the ICE workforce.

**Office of the Principal Legal Advisor (OPLA):** This PPA provides funding for ICE attorneys who represent the U.S. Government in exclusion, deportation, bond, and removal proceedings before the Department of Justice's (DOJ) Executive Office for Immigration Review (EOIR). OPLA also provides critical legal advice to ICE law enforcement components on criminal, administrative, and civil customs and immigration laws and

authorities. OPLA attorneys support DOJ in defending removal orders and agency enforcement authorities and operations when they are challenged in Federal court. Support personnel provide administrative assistance, including paperwork-intensive removal proceedings before EOIR, allowing attorneys to focus on litigation, advice, and coordination of Federal litigation with DOJ.

**Homeland Security Investigations (HSI):** This PPA provides funding for criminal investigators (CIs) who conduct transnational criminal investigations to protect the United States against terrorist and other criminal organizations through criminal and civil enforcement of Federal laws governing border control, customs, trade, and immigration. HSI uses its legal authorities to investigate immigration and customs violations, including those related to export control, human rights abuses, narcotics, firearms and contraband smuggling, financial crimes, cybercrime, human trafficking and smuggling, child exploitation, intellectual property infringements, transnational gangs, and immigration benefit fraud. Additionally, specially trained investigative support staff assist in a broad range of functions requiring specialized knowledge and capabilities that are force multipliers in mission-critical areas.

**Enforcement and Removal (ERO):** This PPA provides funding for Deportation Officers (DOs) who enforce the Nation's immigration laws by identifying and arresting removable aliens, detaining or placing apprehended individuals in Alternatives to Detention (ATD) programs when necessary, and removing them from the United States. To ensure the national security and public safety of the United States and the faithful execution of the Nation's immigration laws, officers take enforcement action against removable aliens encountered during their duties, focusing resources on those charged and/or convicted of crimes, cases of fraud or abuse of public programs, and immigration fugitives. Support personnel provide mission-critical analysis and administrative services, assisting DOs throughout detention and case management.

## Operations and Support Budget Authority and Obligations

Budget Authority (Dollars in Thousands)	FY 2019	FY 2020	FY 2021
<b>Enacted/Request</b>	<b>\$7,542,153</b>	<b>\$8,032,801</b>	<b>\$9,822,109</b>
Carryover and/or Recoveries (Actual/Estimates/Projections)	\$7,329	\$37,832	-
Rescissions to Current Year/Budget Year	(\$815)	-	-
Net Sequestered Resources	-	-	-
Reprogrammings/Transfers	\$138,238	-	-
Supplementals	\$208,945	-	-
<b>Total Budget Authority</b>	<b>\$7,895,850</b>	<b>\$8,070,633</b>	<b>\$9,822,109</b>
Collections – Reimbursable Resources	\$147,546	\$147,546	\$147,546
<b>Total Budget Resources</b>	<b>\$8,043,396</b>	<b>\$8,218,179</b>	<b>\$9,969,655</b>
Obligations (Actual/Estimates/Projections)	\$7,827,432	\$8,218,179	\$9,969,655
<b>Personnel: Positions and FTE</b>			
Enacted/Request Positions	20,755	20,930	25,566
Enacted/Request FTE	19,748	20,536	21,800
<b>Onboard and Actual FTE; Includes Collections - Reimbursable Resources</b>			
Onboard (Actual/Estimates/Projections)	19,309	21,286	25,922
FTE (Actual/Estimates/Projections)	19,046	20,863	22,127

\*In the table above, the rescission line includes the administrative savings rescissions per the Consolidated Appropriation Act, 2019 (P.L. 116-6).

## Operations and Support Collections – Reimbursable Resources

Collections <i>(Dollars in Thousands)</i>		FY 2019 Enacted			FY 2020 Enacted			FY 2021 President's Budget		
		Pos.	FTE	Amount	Pos.	FTE	Amount	Pos.	FTE	Amount
Department of Defense - Department of Defense	Source	-	-	\$1,105	-	-	\$1,105	-	-	\$1,105
Department of Homeland Security - Department of Homeland Security	Source	-	-	\$82,421	-	-	\$82,421	-	-	\$82,421
Asset Forfeiture Fund and Puerto Rican Trust Fund	Source	98	92	\$14,000	98	92	\$14,000	98	92	\$14,000
Working Capital Fund	Source	258	235	\$25,000	258	235	\$25,000	258	235	\$25,000
Department of Homeland Security - United States Coast Guard	Source	-	-	\$135	-	-	\$135	-	-	\$135
Department of Homeland Security - U.S. Customs and Border Protection	Source	-	-	\$18,200	-	-	\$18,200	-	-	\$18,200
Department of State - Department of State	Source	-	-	\$6,685	-	-	\$6,685	-	-	\$6,685
<b>Total Collections</b>		<b>356</b>	<b>327</b>	<b>\$147,546</b>	<b>356</b>	<b>327</b>	<b>\$147,546</b>	<b>356</b>	<b>327</b>	<b>\$147,546</b>



## Operations and Support Summary of Budget Changes

Budget Formulation Activity <i>(Dollars in Thousands)</i>	Positions	FTE	Amount
<b>FY 2019 Enacted</b>	<b>20,755</b>	<b>19,748</b>	<b>\$7,542,153</b>
<b>FY 2020 Enacted</b>	<b>20,930</b>	<b>20,536</b>	<b>\$8,032,801</b>
<b>FY 2021 Base Budget</b>	<b>20,930</b>	<b>20,536</b>	<b>\$8,032,801</b>
Transfer for C-LAN from ICE/O&S/MS to A&O	-	-	(\$3,114)
Transfer for WCF Removals from ICE/O&S/MS to MGMT/OCFO	-	-	(\$168)
Transfer for WCF Removals from ICE/O&S/MS to MGMT/OCHCO	-	-	(\$2,052)
Transfer for WCF Removals from ICE/O&S/MS to MGMT/OCIO	-	-	(\$3,214)
Transfer for WCF Removals from ICE/O&S/MS to MGMT/OCPO	-	-	(\$43)
Transfer for WCF Removals from ICE/O&S/MS to MGMT/OCRSO	-	-	(\$1,950)
Transfer for WCF Removals from ICE/O&S/MS to MGMT/OCFO	-	-	(\$3,166)
<b>Total Transfers</b>	-	-	<b>(\$13,707)</b>
2020 Pay Raise	-	-	\$113,891
2021 Pay Raise	-	-	\$59,834
Adult Bed Rate Adjustment	-	-	\$14,534
Annualization of FY 2020 Enacted Positions	-	87	\$17,017
Family Bed Rate Adjustment	-	-	\$1,010
Federal Protective Service (FPS) Fee Adjustment	-	-	\$4,647
FERS Agency Contribution	-	-	\$46,794
GSA Rent	-	-	\$6,710
Health Insurance	-	-	\$11,182
ICE Correspondence and Task Tracking System (ICATT) Maintenance	-	-	\$142
International Cooperative Administrative Support Services (ICASS)	-	-	\$2,708
TRP Removal Cost	-	-	\$14,695
<b>Total, Pricing Increases</b>	-	<b>87</b>	<b>\$293,164</b>
Non-Recur for FY20 Enacted Positions	-	-	(\$2,214)
<b>Total, Pricing Decreases</b>	-	-	<b>(\$2,214)</b>
<b>Total Adjustments-to-Base</b>	-	<b>87</b>	<b>\$277,243</b>
<b>FY 2021 Current Services</b>	<b>20,930</b>	<b>20,623</b>	<b>\$8,310,044</b>
Adult Bed Increase to 55,000 ADP	-	-	\$558,079
Advancement of the Repository for Analytics in a Virtualized Environment (RAVEN)	3	2	\$3,695

**U.S. Immigration and Customs Enforcement**
**Operations and Support**

<b>Budget Formulation Activity</b> <i>(Dollars in Thousands)</i>	<b>Positions</b>	<b>FTE</b>	<b>Amount</b>
Awards Spending Increase	-	-	\$79,779
Cyber Defense	8	4	\$1,400
Detention Oversight Hiring	525	131	\$79,380
Employer Compliance Inspection Center (ECIC)	5	3	\$554
EO Staffing	3,012	754	\$280,814
ERO Intelligence and Counterterrorism Engagement	50	13	\$9,073
Family Bed Increase to 5,000 ADP	-	-	\$152,327
HR Management System and TOPS (iHRMS)	-	-	\$2,040
ICE Tactical Training	4	2	\$3,000
Litigation Team Augmentation	374	94	\$29,143
Migrant Protection Protocol (MPP)	-	-	\$126,000
Non-Detained Docket Case Management	225	56	\$33,533
O&S Facilities Backlog	-	-	\$17,000
Office of Professional Responsibility	62	16	\$39,425
OHC Operations and Infrastructure Building	40	20	\$5,833
PERC Expansion	93	23	\$27,836
Rightsizing of Office of Firearms and Tactical Programs (OFTP) Budget	-	-	\$7,447
Southwest Border (SWB) / Non-Intrusive Inspection Technology (NIIT)	223	56	\$28,449
T-8	12	3	\$1,460
TACCOM Site Expansion	-	-	\$400
Task Force Officer (TFO) Program	-	-	\$6,548
Technical Intercepts Exploitation	-	-	\$15,500
Tuition Reimbursement Program	-	-	\$5,000
Unified Immigration Portal (UIP)	-	-	\$1,000
<b>Total, Program Increases</b>	<b>4,636</b>	<b>1,177</b>	<b>\$1,514,715</b>
TACCOM Radio Refresh	-	-	(\$2,650)
<b>Total, Program Decreases</b>	<b>-</b>	<b>-</b>	<b>(\$2,650)</b>
<b>FY 2021 Request</b>	<b>25,566</b>	<b>21,800</b>	<b>\$9,822,109</b>
<b>FY 2020 To FY 2021 Change</b>	<b>4,636</b>	<b>1,264</b>	<b>\$1,789,308</b>

## Operations and Support Justification of Transfers

Transfers <i>(Dollars in Thousands)</i>	FY 2021 President's Budget		
	Positions	FTE	Amount
<b>Transfer 1 - Transfer for C-LAN from ICE/O&amp;S/MS to A&amp;O</b>	-	-	( <b>\$3,114</b> )
Mission Support	-	-	(\$451)
Office of the Principal Legal Advisor	-	-	(\$108)
Homeland Security Investigations	-	-	(\$791)
Domestic Investigations	-	-	(\$791)
Enforcement and Removal Operations	-	-	(\$1,764)
Custody Operations	-	-	(\$1,764)
<b>Transfer 2 - Transfer for WCF Removals from ICE/O&amp;S/MS to MGMT/OCFO</b>	-	-	( <b>\$168</b> )
Mission Support	-	-	(\$168)
<b>Transfer 3 - Transfer for WCF Removals from ICE/O&amp;S/MS to MGMT/OCHCO</b>	-	-	( <b>\$2,052</b> )
Mission Support	-	-	(\$2,052)
<b>Transfer 4 - Transfer for WCF Removals from ICE/O&amp;S/MS to MGMT/OCIO</b>	-	-	( <b>\$3,214</b> )
Mission Support	-	-	(\$3,214)
<b>Transfer 5 - Transfer for WCF Removals from ICE/O&amp;S/MS to MGMT/OCPO</b>	-	-	( <b>\$43</b> )
Mission Support	-	-	(\$43)
<b>Transfer 6 - Transfer for WCF Removals from ICE/O&amp;S/MS to MGMT/OCRSO</b>	-	-	( <b>\$1,950</b> )
Mission Support	-	-	(\$1,950)
<b>Transfer 7 - Transfer for WCF Removals from ICE/O&amp;S/MS to MGMT/OCFO</b>	-	-	( <b>\$3,166</b> )
Mission Support	-	-	(\$3,166)
<b>Total Transfers</b>	-	-	( <b>\$13,707</b> )

**Transfer 1 – Transfer for C-LAN:** This transfer represents cost associated with the removal of Classified Network (C-LAN) Operation Services from the Working Capital Fund (WCF). Services include TS/SCI network and internet/intranet access, communications security and information technology (IT) operations, and disaster recovery planning. This transfer will not result in loss of service for this activity, as A&O will assume responsibility for providing this service DHS-wide.

**Transfers 2-7 – Transfer for WCF Removals:** The FY 2021 Budget dissolves the Working Capital Fund (WCF) and transfers all WCF funding to the Management Directorate.

## Operations and Support Justification of Pricing Changes

Pricing Changes (Dollars in Thousands)	FY 2021 President's Budget		
	Positions	FTE	Amount
<b>Pricing Change 1 - 2020 Pay Raise</b>	-	-	<b>\$113,891</b>
Mission Support	-	-	\$10,613
Office of the Principal Legal Advisor	-	-	\$7,539
Homeland Security Investigations	-	-	\$51,770
Domestic Investigations	-	-	\$47,690
International Operations	-	-	\$1,909
Intelligence	-	-	\$2,171
Enforcement and Removal Operations	-	-	\$43,969
Custody Operations	-	-	\$28,721
Fugitive Operations	-	-	\$4,694
Criminal Alien Program	-	-	\$8,517
Alternatives to Detention	-	-	\$1,490
Transportation and Removal Program	-	-	\$547
<b>Pricing Change 2 - 2021 Pay Raise</b>	-	-	<b>\$59,834</b>
Mission Support	-	-	\$5,565
Office of the Principal Legal Advisor	-	-	\$3,949
Homeland Security Investigations	-	-	\$27,224
Domestic Investigations	-	-	\$25,070
International Operations	-	-	\$1,017
Intelligence	-	-	\$1,137
Enforcement and Removal Operations	-	-	\$23,096
Custody Operations	-	-	\$15,078
Fugitive Operations	-	-	\$2,453
Criminal Alien Program	-	-	\$4,488
Alternatives to Detention	-	-	\$778
Transportation and Removal Program	-	-	\$299
<b>Pricing Change 3 - Adult Bed Rate Adjustment</b>	-	-	<b>\$14,534</b>
Enforcement and Removal Operations	-	-	\$14,534
Custody Operations	-	-	\$14,534
<b>Pricing Change 4 - Annualization of FY 2020 Enacted Positions</b>	-	<b>87</b>	<b>\$17,017</b>

**U.S. Immigration and Customs Enforcement**

**Operations and Support**

Pricing Changes (Dollars in Thousands)	FY 2021 President's Budget		
	Positions	FTE	Amount
Mission Support	-	-	\$3,364
Office of the Principal Legal Advisor	-	85	\$13,272
Homeland Security Investigations	-	2	\$381
Intelligence	-	2	\$381
Enforcement and Removal Operations	-	-	-
<b>Pricing Change 5 - FERS Agency Contribution</b>	-	-	<b>\$46,794</b>
Mission Support	-	-	\$3,418
Office of the Principal Legal Advisor	-	-	\$2,576
Homeland Security Investigations	-	-	\$22,873
Domestic Investigations	-	-	\$21,335
International Operations	-	-	\$780
Intelligence	-	-	\$758
Enforcement and Removal Operations	-	-	\$17,927
Custody Operations	-	-	\$11,921
Fugitive Operations	-	-	\$191
Criminal Alien Program	-	-	\$3,277
Alternatives to Detention	-	-	\$1,915
Transportation and Removal Program	-	-	\$623
<b>Pricing Change 6 - Family Bed Rate Adjustment</b>	-	-	<b>\$1,010</b>
Enforcement and Removal Operations	-	-	\$1,010
Custody Operations	-	-	\$1,010
<b>Pricing Change 7 - Federal Protective Service (FPS) Fee Adjustment</b>	-	-	<b>\$4,647</b>
Mission Support	-	-	\$4,647
<b>Pricing Change 8 - GSA Rent</b>	-	-	<b>\$6,710</b>
Mission Support	-	-	\$6,710
<b>Pricing Change 9 - Health Insurance</b>	-	-	<b>\$11,182</b>
Mission Support	-	-	\$1,202
Office of the Principal Legal Advisor	-	-	\$997
Homeland Security Investigations	-	-	\$4,006
Domestic Investigations	-	-	\$3,629
International Operations	-	-	\$158
Intelligence	-	-	\$219
Enforcement and Removal Operations	-	-	\$4,977

## U.S. Immigration and Customs Enforcement

## Operations and Support

Pricing Changes (Dollars in Thousands)	FY 2021 President's Budget		
	Positions	FTE	Amount
Custody Operations	-	-	\$2,670
Fugitive Operations	-	-	\$634
Criminal Alien Program	-	-	\$1,400
Alternatives to Detention	-	-	\$169
Transportation and Removal Program	-	-	\$104
<b>Pricing Change 10 - ICE Correspondence and Task Tracking System (ICATT) Maintenance</b>	-	-	<b>\$142</b>
Mission Support	-	-	\$142
<b>Pricing Change 11 - International Cooperative Administrative Support Services (ICASS)</b>	-	-	<b>\$2,708</b>
Homeland Security Investigations	-	-	\$2,708
International Operations	-	-	\$2,708
<b>Pricing Change 12 - Non-Recur for FY20 Enacted Positions</b>	-	-	<b>(\$2,214)</b>
Mission Support	-	-	(\$1,237)
Office of the Principal Legal Advisor	-	-	(\$949)
Homeland Security Investigations	-	-	(\$28)
Intelligence	-	-	(\$28)
Enforcement and Removal Operations	-	-	-
<b>Pricing Change 13 - TRP Removal Cost</b>	-	-	<b>\$14,695</b>
Enforcement and Removal Operations	-	-	\$14,695
Transportation and Removal Program	-	-	\$14,695
<b>Total Pricing Changes</b>	-	<b>87</b>	<b>\$290,950</b>

**Pricing Change 1 – 2020 Pay Raise:** This pricing change reflects the costs to support the 2020 enacted 3.1% pay increase. This includes funding for the first three quarters of Calendar Year 2020 for the base, and the final quarter of Calendar Year 2020 to annualize the funding in Fiscal Year 2021.

**Pricing Change 2 – 2021 Pay Raise:** This pricing change reflects funding for three quarters of the 2021 1.0% pay increase.

**Pricing Change 3 – Adult Bed Rate Adjustment:** This pricing change adjusts the cost of existing adult beds at the prior bed rate of \$124.13 to the FY 2021 adult bed rate of \$125.06. Reference the Bed Rate Methodology and Adult Beds sub-sections in the Custody Operations PPA Level II section for further details and data related to adult bed rate cost components and the increase from FY 2020 to FY 2021.

**Pricing Change 4 – Annualization of FY 2020 Enacted Positions:** This pricing change annualizes funding associated with recurring personnel costs from the OPLA and HSI Intelligence personnel in the FY 2020 Enacted Budget. This also includes Mission Support funds for the annualization of Service-Wide Costs (SWCs).

**Pricing Change 5 – FERS Agency Contribution:** This pricing change reflects projected increases in Agency Federal Employee Retirement System (FERS) contributions from FY 2020 to FY 2021, per OMB Circular A-11. The Law Enforcement FERS Agency contribution will increase by 2.4% and all other contributions will increase by 1.3%.

**Pricing Change 6 – Family Bed Rate Adjustment:** This pricing change adjusts the cost of existing family beds to account for an increase in the non-variable contract costs of operating Family Residential Centers (FRCs). Reference the Family Beds sub-section in the Custody Operations PPA Level II section for further details and data related to family beds cost components and the increase from FY 2020 to FY 2021.

**Pricing Change 7 – Federal Protective Service (FPS) Fee Adjustment:** This pricing change reflects anticipated increases in Federal Protective Service (FPS) support.

**Pricing Change 8 – GSA Rent:** This pricing change reflects increases in the cost of facilities leased from GSA including increases associated with the FY 2021 personnel request and a 2% inflation factor.

**Pricing Change 9 – Health Insurance:** This pricing change reflects increases in Federal Employees Health Benefits (FEHB) Program costs due to inflation and additional personnel.

**Pricing Change 10 – ICE Correspondence and Task Tracking System (ICATT) Maintenance:** This pricing change addresses increases in the cost of maintaining ICE's nationwide system of record for correspondence documents, the ICE Correspondence and Task Tracking (ICATT) system. The pricing change includes the costs of licenses, PMO and ISSO support, and SharePoint costs

**Pricing Change 11 – International Cooperative Administrative Support Services (ICASS):** This pricing change reflects an increase in ICASS fees and costs, set by the Department of State, to support HSI offices overseas.

**Pricing Change 12 – Non-Recur for FY20 Enacted Positions:** This pricing change terminates funding associated with non-recurring start-up costs, such as security clearances and firearms, from the FY 2020 Enactment.

**Pricing Change 13 – TRP Removal Costs:** This pricing change reflects inflation of costs associated with the transport and removal of aliens. Buses transport aliens, both single adult and families, to and from points of entry to Immigration Hearing Facilities and non-detained courts. ICE projects a 3.2 % increase from the FY 2020 Enacted budget due to operational factors.

## Operations and Support Justification of Program Changes

Program Changes <i>(Dollars in Thousands)</i>	FY 2021 President's Budget		
	Positions	FTE	Amount
<b>Program Change 1 - Adult Bed Increase to 55,000 ADP</b>	-	-	<b>\$558,079</b>
Enforcement and Removal Operations	-	-	\$558,079
Custody Operations	-	-	\$558,079
<b>Program Change 2 - Advancement of the Repository for Analytics in a Virtualized Environment (RAVE)</b>	<b>3</b>	<b>2</b>	<b>\$3,695</b>
Mission Support	1	1	\$199
Homeland Security Investigations	2	1	\$3,496
Domestic Investigations	2	1	\$3,496
<b>Program Change 3 - Awards Spending Increase</b>	-	-	<b>\$79,779</b>
Mission Support	-	-	\$7,419
Office of the Principal Legal Advisor	-	-	\$5,265
Homeland Security Investigations	-	-	\$36,300
Domestic Investigations	-	-	\$33,428
International Operations	-	-	\$1,356
Intelligence	-	-	\$1,516
Enforcement and Removal Operations	-	-	\$30,795
Custody Operations	-	-	\$20,105
Fugitive Operations	-	-	\$3,271
Criminal Alien Program	-	-	\$5,983
Alternatives to Detention	-	-	\$1,037
Transportation and Removal Program	-	-	\$399
<b>Program Change 4 - Cyber Defense</b>	<b>8</b>	<b>4</b>	<b>\$1,400</b>
Mission Support	8	4	\$1,400
<b>Program Change 5 - Detention Oversight Hiring</b>	<b>525</b>	<b>131</b>	<b>\$79,380</b>
Mission Support	-	-	\$29,370
Enforcement and Removal Operations	525	131	\$50,010
Custody Operations	525	131	\$50,010
<b>Program Change 6 - EO Staffing</b>	<b>3,012</b>	<b>754</b>	<b>\$280,814</b>
Mission Support	133	33	\$16,674
Office of the Principal Legal Advisor	169	42	\$6,748
Homeland Security Investigations	823	206	\$70,378



**U.S. Immigration and Customs Enforcement**
**Operations and Support**

<b>Program Changes</b> <i>(Dollars in Thousands)</i>	<b>FY 2021 President's Budget</b>		
	<b>Positions</b>	<b>FTE</b>	<b>Amount</b>
Domestic Investigations	678	170	\$47,752
International Operations	45	11	\$18,103
Intelligence	100	25	\$4,523
Enforcement and Removal Operations	1,887	473	\$187,014
Custody Operations	310	78	\$30,051
Fugitive Operations	377	94	\$37,358
Criminal Alien Program	1,030	258	\$102,773
Alternatives to Detention	75	19	\$7,431
Transportation and Removal Program	95	24	\$9,401
<b>Program Change 7 - ERO Intelligence and Counterterrorism Engagement</b>	<b>50</b>	<b>13</b>	<b>\$9,073</b>
Mission Support	-	-	\$2,694
Enforcement and Removal Operations	50	13	\$6,379
Fugitive Operations	50	13	\$6,379
<b>Program Change 8 - Employer Compliance Inspection Center (ECIC)</b>	<b>5</b>	<b>3</b>	<b>\$554</b>
Mission Support	-	-	\$104
Homeland Security Investigations	5	3	\$450
Domestic Investigations	5	3	\$450
<b>Program Change 9 - Family Bed Increase to 5,000 ADP</b>	<b>-</b>	<b>-</b>	<b>\$152,327</b>
Enforcement and Removal Operations	-	-	\$152,327
Custody Operations	-	-	\$152,327
<b>Program Change 10 - HR Management System and TOPS (iHRMS)</b>	<b>-</b>	<b>-</b>	<b>\$2,040</b>
Mission Support	-	-	\$2,040
<b>Program Change 11 - ICE Tactical Training</b>	<b>4</b>	<b>2</b>	<b>\$3,000</b>
Mission Support	4	2	\$3,000
<b>Program Change 12 - Litigation Team Augmentation</b>	<b>374</b>	<b>94</b>	<b>\$29,143</b>
Mission Support	-	-	\$5,778
Office of the Principal Legal Advisor	374	94	\$23,365
<b>Program Change 13 - Migrant Protection Protocol (MPP)</b>	<b>-</b>	<b>-</b>	<b>\$126,000</b>
Enforcement and Removal Operations	-	-	\$126,000
Custody Operations	-	-	\$111,043
Transportation and Removal Program	-	-	\$14,957
<b>Program Change 14 - Non-Detained Docket Case Management</b>	<b>225</b>	<b>56</b>	<b>\$33,533</b>
Mission Support	-	-	\$11,625

## U.S. Immigration and Customs Enforcement

## Operations and Support

Program Changes (Dollars in Thousands)	FY 2021 President's Budget		
	Positions	FTE	Amount
Enforcement and Removal Operations	225	56	\$21,908
Alternatives to Detention	225	56	\$21,908
<b>Program Change 15 - O&amp;S Facilities Backlog</b>	-	-	<b>\$17,000</b>
Mission Support	-	-	\$17,000
<b>Program Change 16 - OHC Operations and Infrastructure Building</b>	<b>40</b>	<b>20</b>	<b>\$5,833</b>
Mission Support	40	20	\$5,833
<b>Program Change 17 - Office of Professional Responsibility</b>	<b>62</b>	<b>16</b>	<b>\$39,425</b>
Mission Support	62	16	\$39,425
<b>Program Change 18 - PERC Expansion</b>	<b>93</b>	<b>23</b>	<b>\$27,836</b>
Mission Support	-	-	\$4,279
Enforcement and Removal Operations	93	23	\$23,557
Criminal Alien Program	93	23	\$23,557
<b>Program Change 19 - Rightsizing of Office of Firearms and Tactical Programs (OFTP) Budget</b>	-	-	<b>\$7,447</b>
Mission Support	-	-	\$7,447
<b>Program Change 20 - Southwest Border (SWB) / Non-Intrusive Inspection Technology (NIIT)</b>	<b>223</b>	<b>56</b>	<b>\$28,449</b>
Mission Support	-	-	\$9,980
Homeland Security Investigations	223	56	\$18,469
Domestic Investigations	223	56	\$18,469
<b>Program Change 21 - T-8</b>	<b>12</b>	<b>3</b>	<b>\$1,460</b>
Mission Support	-	-	\$385
Enforcement and Removal Operations	12	3	\$1,075
Custody Operations	12	3	\$1,075
<b>Program Change 22 - TACCOM Radio Refresh</b>	-	-	<b>(\$2,650)</b>
Mission Support	-	-	(\$2,650)
<b>Program Change 23 - TACCOM Site Expansion</b>	-	-	<b>\$400</b>
Mission Support	-	-	\$400
<b>Program Change 24 - Task Force Officer (TFO) Program</b>	-	-	<b>\$6,548</b>
Homeland Security Investigations	-	-	\$6,548
Domestic Investigations	-	-	\$6,548
<b>Program Change 25 - Technical Intercepts Exploitation</b>	-	-	<b>\$15,500</b>
Homeland Security Investigations	-	-	\$15,500
Domestic Investigations	-	-	\$15,500
<b>Program Change 26 - Tuition Reimbursement Program</b>	-	-	<b>\$5,000</b>

**U.S. Immigration and Customs Enforcement**
**Operations and Support**

<b>Program Changes</b> <i>(Dollars in Thousands)</i>	<b>FY 2021 President's Budget</b>		
	<b>Positions</b>	<b>FTE</b>	<b>Amount</b>
Mission Support	-	-	\$5,000
<b>Program Change 27 - Unified Immigration Portal (UIP)</b>	-	-	<b>\$1,000</b>
Mission Support	-	-	\$1,000
<b>Total Program Changes</b>	<b>4,636</b>	<b>1,177</b>	<b>\$1,512,065</b>

To reflect the actual number of new Positions and FTE's ICE is bringing on board in FY 2021, please see chart below:

<b>FY 2021 New Positions by Program</b>	<b>Positions</b>	<b>FTE</b>
<b>Advancement of the Repository for Analytics in a Virtualized Environment (RAVE)</b>	3	2
<b>Cyber Defense</b>	8	4
<b>Detention Oversight Hiring</b>	525	131
<b>ERO Intelligence &amp; Counterterrorism Engagement</b>	50	13
<b>EO Staffing</b>	3,012	754
<b>Employer Compliance Inspection Center (ECIC)</b>	5	3
<b>ICE Tactical Training</b>	4	2
<b>Litigation Team Augmentation</b>	374	94
<b>Non-Detained Docket Case Management</b>	225	56
<b>OHC Operations and Infrastructure Building</b>	40	20
<b>Office of Professional Responsibility</b>	62	16
<b>PERC Expansion</b>	93	23
<b>Southwest Border (SWB) / Non-Intrusive Inspection Technology (NIIT)</b>	223	56
<b>T-8</b>	12	3
<b>Total New Hire Request</b>	<b>4,636</b>	<b>1,177</b>

**Program Change 1 – Adult Bed Increase to 55,000 ADP:**
**Description**

The FY 2021 request includes an increase of \$558.1M, for 12,226 new adult detention beds. The base costs in ICE O&S for adult detention beds is \$2.3B.

**Justification**

This increase in adult detention beds provides for a total of 55,000 adult detention beds (52,372 funded from discretionary appropriations and 2,628 will be funded from mandatory fees). This increase provides ICE greater flexibility and capacity to detain a larger number of recent border crossers, alien populations ineligible for quick-turn apprehensions and removals, and criminal aliens. The Average Daily Population (ADP) has steadily increased in recent fiscal years, and the potential for future spikes in ADP remains high. The cumulative adult ADP at the end of FY 2019 was 48,850, a 22% increase over the FY 2018 adult ADP of 40,075 and a 33% increase over the FY 2017 adult ADP of 36,630. CBP Southwest Border apprehensions and corresponding transfers into ICE detention went up significantly in FY 2019. CBP apprehended a total of 851,508 individuals were apprehended between ports of entry on the Southwest Border, which is a 114% increase above FY 2018 apprehensions.

ICE expects that several factors could significantly impact operational conditions in FY 2021, including policy changes impacting enforcement activities, increased border flows, inconsistent cooperation from recalcitrant countries, expedited legal processes due to EOIR Immigration Judge growth resulting in additional orders of removal, and increases in encountered alien populations ineligible for quick-turn apprehension and removal. Any of these factors have the potential to increase the ADP level.

The average daily rate for direct costs is projected to total \$125.06 for adult beds, including facilities, guards, healthcare, and other costs directly tied to administering the detention program.

**Performance**

An increase in detention capacity is critical to supporting ICE's ability to apprehend, detain, and remove aliens. As aliens pass through immigration proceedings, detention capacity provides ICE with sufficient time and flexibility to gain custody of immigration law violators, ensure compliance with court procedures, and efficiently utilize transportation networks to remove priority individuals. By increasing detention capacity to 55,000 adult beds, ICE will be able to manage an increased detainee population and potentially decrease migrant flow at the southern border.

**Program Change 2 – Advancement of the Repository for Analytics in a Virtualized Environment (RAVEN):****Description**

The FY 2021 request includes an increase of 3 positions, 2 FTE, and \$3.7M for the RAVEn, which will serve as HSI's curation point for data, analytics, and data analytic tools. The base in HSI Domestic Investigations is 8,167 positions, 7,872 FTE and \$1.8B. The FY 2019 funding level for RAVEn was \$18.8M.

**Justification**

This program increase includes \$0.5M for three positions: one Supervisory Criminal Investigator, one Information Technology (IT) Specialist, and one IT Program Manager. It also includes \$3.2M that will be used to enhance existing RAVEn contract services.

RAVEN provides many HSI sub-PPAs with critical analytics capabilities and the tools to combat transnational criminal organizations (TCOs) illegally exploiting U.S. travel, trade, financial and immigration systems, which aligns with DHS Strategic Goal 2.3. The RAVEn platform supports multiple projects and initiatives by enabling agents and analysts to use the same tools to identify opioid distribution networks and MS-13 associates.

In FY 2017, HSI funded the operations and maintenance of the ICE Big Data Environment (BDE), which lacked the flexibility of cloud-based computing at the time. In FY 2018, HSI migrated the BDE to the ICE cloud as part of the RAVEn platform. In FY 2019, this funding enabled RAVEn to deploy the Kestrel Lead Tracking Tool in support of HSI's counter-opioid efforts, to automate the ingestion of I-9 documents in support of HSI's WSE efforts, and to address the Fraudulent Family Surge impacting the U.S. Southwest Border. By investing in RAVEn, HSI will be able to continue to implement technology changes based on new agreements with external partners allowing for expanded data sharing and improved identification of TCOs. HSI will integrate current standalone data stores into a centralized data store that can be accessed by agents and analysts to better inform investigations. RAVEn will improve the identification of TCOs by storing information in a graph data store which will highlight the connections between entities; and by utilizing advanced analytics to identify TCOs exploiting express consignment and U.S. Mail facilities. RAVEn will also be used by HSI to identify Trade Based Money Laundering and Antidumping and Countervailing duties violations.

RAVEN will improve agent and analyst efficiency by using machine learning and data science to execute complex queries to identify correlations between criminal elements. RAVEn will provide the flexibility to address a multitude of program specific problems and initiatives that arise. To accomplish this, RAVEn will employ contract personnel on development teams as opposed to a commercial off-the-shelf (COTS) system to allow for rapid, low-cost development and adaptation to address emerging threats. The contract personnel will include application developers, data architects, web developers, data scientists, and other software developers who will assess and close technological capability gaps that are experienced by special agents and criminal analysts. With the support of full-time resources and contract personnel, RAVEn anticipates the development of multiple tools from FY 2021 to FY 2025, to include: modernizing the leads management and information analysis between the National Lead Development Center (NLDC) and HSI Investigative Programs; modernizing HSI Worksite Enforcement (WSE) Investigations audit capabilities; modernizing the sharing and analysis of Title-III electronic communication intercepts; and modernizing efforts to combat Child Exploitation and Crimes Against Children.

In addition to this program increase, the FY 2021 President's Budget also includes \$8.6M in ICE PC&I to support the development, modernization, and enhancement of the RAVEn platform.

### **Performance**

The RAVEn platform will increase the velocity of data entry, search, and retrieval, which will enable agents and analysts to focus on their core function, investigative activities. HSI has determined the time to action can be drastically shortened by months using RAVEn, as demonstrated by an HSI trial of advanced analytics capabilities where RAVEn reduced the review of subpoenaed telephone records from over 50 hours to 30 seconds. Through automation, RAVEn was able to ingest and process 16 different WSE audits comprised of 55,278 individual I-9s, which resulted in a savings of 289 working days, or 2,312 hours. In addition, RAVEn used natural language processing to review 6 months of I-213s (approximately 780,000 individual reports) and extract information that aided in identifying 760 children as outbound air travelers who may be linked to family unit fraud or child recycling.

**Program Change 3 – Awards Spending Increase:****Description**

The FY 2021 Request includes an increase of \$79.8M for Awards Spending. The base for this program is \$32.0M.

**Justification**

Consistent with this guidance, the FY 2021 Request increases awards spending to support strategic workforce development. On July 12, 2019, OMB issued Memorandum 19-24 *Guidance on Awards for Employees and Agency Workforce Funding Plan*. This Memorandum directs agencies to review and update their current awards spending plans in order to: (1) support the strategic use of awards and recognition throughout the year; 2) address workforce challenges and recognize high performing employees; and 3) recognize those employees with talent critical to mission achievement.

**Performance**

The FY 2021 Budget supports the agency workforce planning requirements by providing a one percent of total pay funding increase for awards spending. The additional funding will recognize accomplishments of agency personnel, thereby fostering a culture of recognition.

**Program Change 4 – Cyber Defense:****Description**

The FY 2021 request includes an increase of 8 positions, 4 FTE, and \$1.4M funds to maintain the ICE cyber defense posture. The base in Mission Support is 2,210 positions, 2,065 FTE, and \$1.3B. The FY 2019 funding amount for Cyber Defense is \$27.1M and 45 FTPs.

**Justification**

This funding ensures that ICE can implement and support the next phase of DHS Continuous Diagnostic Mitigation (CDM) program. CDM is an enterprise-wide implementation that impacts all 30,000+ ICE users as it directly affects the cybersecurity infrastructure used across ICE. DHS CDM is a Department-wide program that provides ICE with capabilities and tools to identify cybersecurity risks and to secure mission-specific data such as Personally Identifiable Information (PII), Protected Health Information (PHI), Law Enforcement Sensitive (LES) and similar data. To meet evolving DHS CDM requirements, ICE will update existing technologies and adopt new technologies to standardize the security software layers and capabilities across the Federal government. These include the licensing and support for security software, support for the security software's application hosting environment, engineering support to implement and manage the security technology, and program support to manage ICE IT system security officer requirements.

While CDM is a DHS program that is being implemented across all components it is funded at the individual component level. OMB Memorandum M-19-02 mandates that components incorporate CDM requirements into agency budget plans. Participation must include alignment to the FISMA reporting guidance. This funding request supports the current size of the enterprise and the number of endpoints (servers/workstations/network hardware) present on the ICE network. The ICE Office of the Chief Information Officer (OCIO) has already implemented the first two phases of the CDM program. ICE personnel closely collaborate with DHS to improve the feasibility of integrating future CDM requirements into the ICE

infrastructure and to determine the most cost-effective tool to implement in the ICE network. ICE OCIO continues to pursue alternative options and to use existing tool capabilities to meet CDM requirements. While implementing CDM Phase I, ICE OCIO utilized existing tools to gather data on assets (laptops, desktops, servers, etc.) on the network and has leveraged existing capabilities to secure assets leading to a 60% cost reduction or cost avoidance of \$1.8M for Phase I CDM capabilities. ICE OCIO will incorporate this approach and experience while integrating the future CDM capabilities.

**Performance**

Many of the elements within the CDM program provide foundational cybersecurity capabilities. To date, CDM has benefitted ICE by ensuring that the component has a homogenous set of software tools for each workstation and server on the enterprise, and compliance for software tools has increased by 85% since the inception of the program. This milestone means that each individual user is resistant to cyber-attack, which makes it much more difficult for external actors to execute a large-scale compromise of the ICE network. Additionally, since this initiative provides for the cybersecurity requirements for all ICE IT applications, it is foundational for all IT that supports other ICE program offices and DHS components leveraging ICE IT infrastructure. The requested funding ensures ICE will meet 100% of the FY21 CDM requirements and will position ICE to achieve full compliance with CDM tool integration by FY 2023.

**Program Change 5 – Detention Oversight Hiring:****Description**

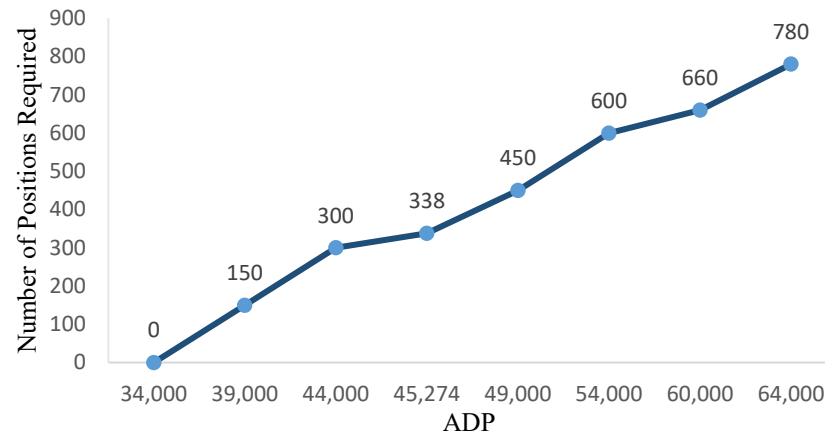
The FY 2021 request includes an increase of 525 positions, 131 FTE, and \$79.4M to provide detention resources to support the projected FY 2021 average daily population (ADP) of 60,000 single adults and families. The base in ERO Custody Operations is 5,355 positions, 5,252 FTE and \$3.1B.

**Justification**

The unprecedented spike in illegal aliens crossing the Southwest border is driving a corresponding increase in ICE ADP leading to utilization of more ICE detention capacity than ever before. Through FY 2019, book-ins to ICE detention resulting from CBP and ICE arrests surged, driving ADP from 42,188 at the start of the fiscal year to 50,165 at year end, an 18.9% increase. Increased detention system resources, especially law enforcement officers and support staff, are required to ensure appropriate care of aliens in ICE custody.

ERO Custody Operations is only staffed to a 34,000 ADP model. Custody Operations requires approximately 30 additional staff for every 1,000-bed increment added to the ADP level. The requested 525 additional staff combined with the Executive Order (EO) Staffing request will enable ICE to provide appropriate oversight and case management for these elevated detention population levels, rectifying a major staffing operating shortfall within the Custody Operations Program.

The following graph details required staffing levels within the Custody Operations Program as detention bed levels grow:

**Custody Ops Staffing Deficit by Rising ADP Level**

Deportation Officers (DOs) within Custody Operations provide day-to-day case management of the detained population by processing incoming and outgoing detainees, overseeing the physical detention of individuals in ICE custody, and interacting with detainees to address requests and grievances. DOs are responsible for case management functions, including participating in preparation of an individual's immigration court proceedings and reviewing custody status to ensure that detention remains appropriate under the law and in accordance with ICE policy. As part of these responsibilities, officers review legal Notices to Appear (NTA), examine evidence, prepare records for the DOJ EOIR, and provide recommendations on detention cases. Detention prevents such aliens from committing crimes while at large in the United States; ensures that aliens will appear for their removal proceedings; and substantially increases the likelihood that aliens lawfully ordered removed will be removed. The forecasted FY 2021 ADP is based upon increases in interior enforcement arrests, increased levels of USCIS credible fear cases being approved, a more aggressive posture on probation and parole by better screening and vetting of potential parolee candidates, and an increase in the number of alien records re-enrolled in the National Crime Information Center (NCIC) database.

### **Performance**

Funding this initiative will better enable Custody Operations to efficiently provide case management oversight and ensure the timely removal of foreign nationals with final orders of removal. An critical aspect of detention management is the proper monitoring of detention conditions across the various detention facility classifications. The additional staff will increase the frequency of staff-detainee communication to ensure that grievances and detainee concerns related to detention conditions are addressed in a timely manner and communicated in a language the detainee can understand. Additionally, DO's will work with local ERO Field Offices and facility staff to ensure all environmental health and safety requirements are met, and that detainees have access to appropriate services such as telephone, recreation, visitation, law library and religious practice. Furthermore, properly staffed detention centers will improve access to healthcare services, and mitigate potential health related incidents of detainees allowing DO's to better monitor and identify detainees requiring medical attention, facilitate communication with healthcare providers, and accompany detainees who require offsite care.



**Program Change 6 – EO Staffing:****Description**

The FY 2021 request includes an increase of 3,012 positions, 754 FTE, and \$280.8M for additional law enforcement capacity to enhance public safety in the interior of the United States. The base for this program is 304 positions, 220 FTE, and \$28.9M.

**Justification**

The EO Staffing request enables ICE to better perform immigration enforcement and criminal investigations. It will decrease time to removal by expediting administrative immigration cases while allowing ERO to manage an increasing detainee population.

PPA	LEO Staffing (Positions)	Non-LEO Staffing (Positions)	FY 2021 Funding (Dollars in Thousands)
Mission Support	-	133	\$16.7M
OPLA	-	169	\$6.7M
HSI	587	236	\$70.4M
ERO	1,438	449	\$187.0M
<b>Total</b>	<b>2,025</b>	<b>987</b>	<b>\$280.8M</b>

Mission Support (\$16.7M and 133 positions): Mission Support provides the resources ICE LEOs require to operate successfully and safely. Staff increases and funding for contract support services within the Mission Support PPA will enable the Office of Human Capital (OHC) and OPR to support the hiring of new LEO and non-LEO personnel pursuant to EO 13768 by processing the personnel actions required to execute the full EO hiring plan, performing non-hiring functions (e.g., employee relations, labor relations, recruitment, and retention) to support growth, completing strategic initiatives to realign organizational structures, and advising programs on human capital policy matters. Additional staff will help respond to stakeholder inquiries and FOIA requests, manage resources and acquisitions, and provide IT support. The Mission Support request also covers the Enterprisewide costs (EWCs) and supporting modular costs (i.e., furniture, weapons, IT equipment) associated with EO hiring and staffing.

OPLA (\$6.7M and 169 positions): OPLA attorneys represent the U.S. Government in removal proceedings before the EOIR and review Notices to Appear prior to their issuance. ICE requires additional OPLA attorneys to address a backlog of over one million pending immigration cases as of October 31, 2019 as well as the hiring of additional IJs in FY 2020. The increase in IJs not only generates more caseload for OPLA attorneys but also supports EOIR's expansion of new immigration courts in cities where OPLA currently has no presence, such as in Sacramento and Van Nuys, California, Loudoun County, Virginia, Laredo, Texas and Silver Spring, Maryland. Receiving additional personnel will allow OPLA to address the growing pending immigration caseload, staff new or understaffed immigration court location, supporting the DHS Migrant Protection Protocols initiative, continue to provide Special Assistant United States Attorneys to prosecute immigration and custom-related crimes in U.S. District Courts, respond to surges at the Southern Border, provide training and general counsel services to ICE programs, and maintain the current operational pace.

HSI (\$70.4M and 823 positions): This program change will enable HSI to better address ICE, DHS, and Congressional priorities, including opioid/fentanyl enforcement, gang investigations, and worksite enforcement (WSE) in accordance with EOs 13773, 13767, 13768, 13769, and 13776. The staffing will include Special Agents, Supervisory Special Agents, Direct Investigative Support Staff, and Mission/Admin Support Staff. The support staff will include headquarters-based support personnel and field-based support personnel such as Criminal Research Specialists, Investigative Analysts, SAC Support staff, Seized Property Specialists, Victim Assistance Specialists, and Computer Forensic Analysts. These positions will be able to support HSI with its anticipated increase in investigative hours for case work related to opioids/fentanyl enforcement, gang investigations, and WSE.

Once trained, new HSI LEOs will expand efforts to combat the transnational criminal organizations (TCOs) that attempt to illegally exploit U.S. trade, travel, and financial systems. HSI Intelligence EO hires (100 Criminal Analysts) will serve as a force multiplier; special agents can cover 24% more cases with investigative support and produce more criminal arrests. For example, investigative support for gang investigations increases the likelihood of a criminal arrest from 30% to 55%. Domestic field offices also require specialized Support Staff positions to perform mission-related activities. In cases where these specialized Support Staff (Direct Investigative Support such as Seized Property Specialists and Technical Enforcement Officers) are not available, there is a considerable risk of case workload coming to a stop as Investigators wait for Support Staff availability to proceed with the case.

This staffing enhancement will ensure that HSI can adequately investigate and support cases related to opioid/fentanyl, gang, and WSE. In FY 2019, HSI investigations saw a 20% increase in the seizure of opioids, a 35% increase in the seizure of fentanyl, and a 16% increase of arrests from WSE investigations. Additional staffing in the form of Special Agents, Intelligence Research Specialists, and other mission support positions are critical to ensuring that HSI can perform thorough investigative follow-up, identify co-conspirators and associated TCOs for prosecution, and generate intelligence and targeting data to further increase efficiencies.

ERO (\$187.0M and 1,887 positions): EO 13768 expanded ICE's enforcement reach to cover the estimated 587,914 fugitive aliens currently at-large in the United States. The Enforcement and Removal Operations (ERO) staff added in this program change are necessary to increase interior enforcement and apprehend criminal and fugitive aliens. The following factors are increasing ERO's interior enforcement workload:

- **Reinstating Secure Communities:** EO 13768 ended the Priority Enforcement Program (PEP) and reinstated Secure Communities, a policy that enables ICE to work with State and local jurisdictions to identify criminal aliens amenable to removal, thereby increasing the scope of interior enforcement. In FY 2019, the Law Enforcement Support Center (LESC) responded to more than 1.6 million local law enforcement agency (LEA) requests for identity and immigration status information.
- **Expanding 287(g):** Agreements with additional jurisdictions increase the number of criminal aliens released into ICE custody by local authorities. Since the signing of EO 13768, the number of agreements has increased from 31 to 95 which includes 16 new Warrant Service Officer (WSO) Program agreements. WSO deployed in May 2019 to provide an opportunity for jurisdictions who are precluded from honoring ICE detainers as a matter of local policy or State law, to cooperate (on a limited basis) with U.S. Immigration and Customs Enforcement (ICE).

- **Immigration Enforcement Sanctuary Jurisdictions:** A growing number of sanctuary cities release criminal aliens from their custody directly into the community rather than cooperating with ICE to affect a safe, and orderly transfer of custody. At-large apprehensions are much more dangerous and require more resources than apprehending criminal aliens in a custodial setting. ERO EO staff will help apprehend these criminal aliens.
- **Arrest, Detain/Non-Detain Impacts:** In FY 2019, CBP apprehensions at the Southwest Border entered crisis proportions more than doubling the FY 2018 total nearing 900,000. Increasing CBP intake trends are driving the forecasted total ADP in FY 2021 to 60,000 and the ATD daily participant level to 120,000, overloading case management capacity. Additionally, while ATD participants represents a small percentage, the overall non-detained case docket grew by more than 630,000 cases to nearly 3.3 million cases at the end of FY 2019. In FY 2019 ICE was forced to redeploy forces away from their ordinary responsibilities, such as interior enforcement, to focus on the crisis at the border. EO hires in CAP and Fugitive Operations will enable ICE to better handle such surges in the future, and will result in increased criminal alien arrests, making communities safer.

**Non-Detained Docket (NDD) Absconder Impacts:** Aliens on the NDD often abscond or fail to appear at court hearings, In FY 2019 the number of Family Unit Absonders nearly doubled to a total of 15,790. EO hires in ATD will help ensure participants comply with their immigration obligations by providing them access to holistic, community-based services tailored to individual families' needs. By meeting these needs, the participants will be prepared as well as willing and able to comply with all aspects of the immigration process (e.g., release conditions, including any required reporting to ERO; immigration court hearings; final orders of removal; voluntary departure; voluntary return, or any other resolution of the participants' cases).

- **Removal Impacts:** Increased detention drives proportionate growth in requirements for ground transportation across the network, final orders of removal by the Executive Officer for Immigration Review, expedited removal orders, and voluntary returns. Additional manpower is needed for engagement with foreign governments for increased and expedited travel document issuance capabilities, air charter flights (including an increased number of Special High-Risk Charters [SHRCs] destined for locations outside of the Western Hemisphere), and commercial flights to perform necessary removals.

## **Performance**

Funding EO Staffing is estimated to have the following mission impacts, assuming current operating conditions and fully trained staff:

- ERO estimates a return on investment in the form of roughly 12,000 additional charging documents issued, 18,000 additional detainers issued, 16,000 additional apprehensions, and 30,000 additional removals.
- 587 additional HSI LEOs are estimated to contribute approximately 1,695 investigative hours each to drive criminal arrests in cases with a nexus to immigration enforcement.
- 169 additional OPLA positions are estimated to enable ICE to appear in 121,383 additional hearings and review 15,500 additional NTAs per year.
- 133 additional Mission Support resources will have material impacts across the support spectrum of foundational services including, but not limited to: improving the time to hire rate, ability to address the investigation and reinvestigation backlog, providing use-of-force training, and

ability to address increases in contract actions. Receiving requisite support staff in conjunction with increases in the operational components allows for the support staff to provide services that LEOs require to successfully and safely execute the ICE mission.

**Program Change 7 – ERO Intelligence and Counterterrorism Engagement:****Description**

The FY 2021 request includes an increase of 50 positions, 13 FTE, and \$9.1M to enhance the intelligence gathering capabilities of ERO and strengthen ICE's relationship with Federal LEA partners. The base for this program is 792 Positions, 783 FTE, and \$131.8M.

**Justification**

This program increase will establish permanent Senior Deportation Officer (SDO) positions in ERO for the purpose of intelligence gathering and the counterterrorism mission, and it will increase ERO's posture within the Joint Terrorism Task Force (JTTF) environment.

The addition of 50 SDOs expands ERO capabilities to enhance the intelligence and counterterrorism missions. This provides 15 SDOs for ERO field offices, based on detained docket size (Average Daily Population) or unique national security or public safety threats certain offices encounter on a regular basis (e.g., MS-13 gang population, arrivals via a major international airport, etc.). These 15 SDOs will serve as the primary intelligence resource for each field office and will ensure that the detained population is sufficiently screened. The remaining 35 SDOs will be allocated to individual field offices, as appropriate, to serve on task forces where the complexity of law enforcement work would merit their assignment.

The FBI has increased its number of JTTF locations from 104 to 184. ERO currently provides fewer than 25 full-time officers, supporting a fraction of these locations. These officers are temporarily reassigned from their permanent duties to support the JTTF mission. Although ERO has steadily increased participation on JTTFs across the country since 2011, as FBI awareness of ERO's unique immigration enforcement knowledge, skills, authorities and capabilities has increased, so have the FBI's requests for additional ERO officers to support JTTFs. ERO has worked closely with the FBI to identify the locations and number of additional ERO positions based on the unique immigration enforcement expertise needs of FBI JTTF program managers. Adding SDOs to codify support to JTTF locations will bolster ERO's intelligence collection posture in support of interior immigration enforcement and the broader national security mission. The primary purpose for these SDOs is to leverage ERO's exclusive and unique immigration-related authorities to disrupt and dismantle terrorism-based threats. They will additionally support future growth and capabilities of Field Intelligence Teams, as envisioned in the recently established ICE Combined Intelligence Unit and its effort to build-out an integrated intelligence platform throughout each of ICE's Areas of Responsibilities (AORs).

This program increase also includes a one-time \$1.0M funding requirement to administer the much more in-depth background checks/security clearance requirements, polygraphs, initial capital expenditures, and specialized training for personnel working in intelligence and counterterrorism missions.

**Performance**

These additional resources will enable ERO to meet requirements for the JTTFs, as called for in the DHS-Office of Inspector General Report I-2005-007, which specifically identified insufficient ICE staff detailed to JTTFs. Furthermore, the additional staff will strengthen ICE's relationship with Federal LEA partners by dedicating full-time officers to JTTF locations, as well as significantly enhance ERO's intelligence gathering capabilities by allocating direct support at each of ERO's 24 Field Offices. This initiative provides vital support to complex national security cases and/or multi-jurisdictional interagency task force investigations involving known or suspected terrorists, human rights violators, violent gang members, and other extremely dangerous individuals and illicit organizations.

**Program Change 8 – Employer Compliance Inspection Center (ECIC):****Description**

The FY 2021 request includes an increase of 5 positions, 3 FTE, and \$0.6M for additional personnel to support HSI's Employer Compliance Inspection Center (ECIC). The base in HSI Domestic Investigations is 8,167 positions, 7,872 FTE, and \$1.8B.

**Justification**

This enhancement responds to EO 13768 and the ICE Director's mandate to significantly increase the Form I-9 audit capacity within HSI. DHS OIG recommended that: HSI develop oversight procedures to ensure consistent application of the Worksite Enforcement (WSE) strategy administrative inspection process nationwide; develop a process to evaluate the effectiveness of the administrative inspection process and modify the process based on the evaluation; and direct HSI field offices to provide consistent, accurate, and timely reporting and reconciliation of information on WSE strategy administrative inspections. This ECIC enhancement will provide additional support to begin to address DHS OIG recommendations to increase the Form I-9 audit capacity.

**Performance**

Hiring five additional auditors for the ECIC will increase the overall ECIC auditor workforce to 12. This staffing increase will enable more Special Agents in HSI field offices to concentrate their expertise on investigation and enforcement activities instead of on audit work.

**Program Change 9 – Family Bed Increase to 5,000 ADP:****Description**

In FY 2021, ICE requests an increase of \$152.3M, to support an additional 2,500 family detention beds. The base for this program is \$270.1M.

**Justification**

In recent years, family unit arrivals have outpaced ICE's capacity for processing and detaining families. In FY 2019, CBP apprehended a total of 473,682 individuals that were part of family units, an increase of 341.8% over the entire FY 2018 total of 107,212. With this program increase, ICE will double our family bed capacity to 5,000 total family beds.

While the vast majority of families encountered in the Rio Grande Valley are eligible for expedited removal under Section 235(b)(1) of the Immigration and Nationality Act (INA), due to limited capacity and specific detention standards, ICE generally releases them under one of several mechanisms under Section 240 removal proceedings. Of the 473,682 family members apprehended by the U.S. Border Patrol in Fiscal Year 2019, just 36,949 were transferred to a FRC. While ICE currently maintains three FRCs with a combined capacity of 3,326, full capacity is operationally difficult due to unique family configurations and housing restrictions to accommodate different genders and ages. The expansion of family capacity by 2,500 beds will address the FRC capacity through the expansion of a current FRC or conversion of an existing facility to *Flores* standards. Increasing detention capacity for family unit priority cases, such as recent border crossers, will further the agency's commitment to conducting smart, targeted and effective law enforcement.

**Performance**

Expanded family residential operations will provide greater flexibility and capacity for ICE to detain a larger number of recent border crossers and those that have removal orders that cannot be executed without the use of detention. Given that Southwest Border family-unit encounters have increased significantly over the last three fiscal years (an increase of 526.4% since FY 2017), and a final court decision on these non-detained individuals will be rendered within the next few years, additional detention capacity is needed to ensure that removal orders are followed. To this end, ICE will examine its policies related to family unit housing configurations that consider both gender and age variances of adults and children to ensure maximum utilization of all detention beds for family units. ICE anticipates that an expansion of 2,500 family detention beds, once fully operational, will allow the Agency to remove those who have not successfully demonstrated a valid reason to remain in the United States.

**Program Change 10 – HR Management System and TOPS (iHRMS):****Description**

The FY 2021 request includes an increase of \$2.0M for the integration of disparate human capital systems (HRMS) and the modernization of the current position data system, Table of Organization Position System (TOPS). The base in Mission Support is 2,210 positions, 2,092 FTE, and \$1.3B. The FY 2019 funding amount for HR Management System and TOPs is \$1.1M and 2 FTPs.

**Justification**

This program increase includes \$1.1M for HRMS to integrate the systems involved in the recruitment and hiring of new employees. The integrated system will include a common HR platform for ease of access, uniform data for reporting and analytics, and user flexibility. HRMS HR Specialists are hampered by the use of a number of disparate systems (USA Staffing, HRBE ICE, Electronic Questionnaires for Investigations Processing, Hiring Information Tracking System [HITS], Electronic System for Personnel [ESP], and eVerify), applications, and spreadsheets required to hire new employees. Specialists rely heavily on manually tracked staffing and pre-employment activities. The Entry Level Hiring team processes, on average, 2,000 applications a month. The addition of automated tools to “push and pull” data between ICE, OPM, DHS and ICE's vendors would increase the number of applications processed each month.

This program increase also includes \$0.9M to modernize and upgrade TOPS with analytical, data visualization, data validation, data quality, and systems control capabilities. ICE's instance of TOPS contains data for over 20,000 Full-Time Positions, tied to a FTE valuation of \$3.7B in payroll. TOPS receives data from the National Finance Center, and interfaces with Office of Human Capital's systems, ESP and HITS. Currently, ICE's instance of TOPS has limited reporting capabilities that do not meet DHS standards. Upgrading the analytical, data visualization, data validation, data quality, and systems control capabilities in TOPS will allow ICE to produce reports that align with DHS requests.

**Performance**

*HRMS* – Automation benefits include: increasing the speed and capacity of ICE's hiring pipeline for new detention officers and agents, decreasing the costs per hire by reducing the number of double orders for pre-employment screening, improving hiring predictions by identifying bottlenecks, and improving data quality by reducing manual data entry.

*TOPS* - Modernization benefits include: improving end user's experience, improving data quality and integrity, enhancing the Agency's ability to monitor, manage and report on positions across the enterprise, and improving payroll execution monitoring and the accuracy of payroll projections. Improving the quality and accessibility of hiring data will help Program Offices and ICE Leaders make better informed hiring and budget decisions.

**Program Change 11 – ICE Tactical Training:****Description**

The FY 2021 request includes an increase of 4 positions, 2 FTE, and \$3.0M to address the Office of Firearms and Tactical Programs (OFTP) requirements for personnel, facilities and maintenance costs in Fort Benning, GA to implement expanded training requirements. The base in Mission Support is 2,210 positions, 2,092 FTE, and \$1.3B. OFTP's FY 2019 funding level was \$31.2M and 91 FTPs.

**Justification**

OFTP does not have enough training sites and ranges to be able to conduct sufficient concurrent use-of-force training courses to keep pace with growing training requirements. The new ICE Firearms and Use of Force Handbook increases the required amount of field training for each LEO from 8 hours per quarter to 16 hours per quarter; 64 hours per year. New requirements include significant increases in use of force post-academy training resulting from the introduction of new tools (such as the P320 and TASER), training initiatives (Active Shooter, FACT, etc.) and policy updates (expanded field training requirements). In FY 2019, OFTP provided 91 weeks of use-of-force training courses, and in FY 2020 the required training weeks will exceed 110 weeks, resulting in a 21% increase over FY19 and a 100% increase over the last three years. With a workforce of over 12,000 ICE LEOs, this necessitates an immediate increase in the number of instructors that will need to be trained and certified by OFTP. Policy requirements of a 1:5 instructor to student ratio for basic training and a 1:2 ratio for all advanced training requires OFTP to provide 938 new instructor certifications via an additional 44 use-of-force courses. It is imperative that OFTP be able to run three concurrent courses to keep up with growing service requirements. This will ensure that front-line officers have the training they need to effectively carry out their mission. The requested funds will enable OFTP to begin Phase One of the facilities and personnel enhancement.



**Performance**

OFTP is currently at maximum capacity and unable to grow to meet current and future training requirements resulting from increased hiring and changes to existing policy. In FY 2021, ICE projects hiring over 3,000 law enforcement officers to fill enacted positions and vacancies which will result in an immediate proportional increase in requirements related to use of force training.

Investment in this initiative will increase officer use of force training throughout by 150%, from 100 to 150 weeks per year. It will also ensure new ICE Use of Force Policy requirement of 16 hours (up from 8) per year is attainable for the over 12,000 ICE LEOs – an increase of 32 training hours per year per employee. This training is essential for LEO training as it addresses split-second decision-making scenarios and teaches appropriate planning and de-escalation which results in fewer critical incidents.

**Program Change 12 – Litigation Team Augmentation:****Description**

The FY 2021 request includes an increase of 374 positions, 94 FTE, and \$29.1M to hire 96 litigation teams (293 attorneys and 81 legal support staff) in the Office of the Principal Legal Advisor (OPLA) to support increased workload associated with the DOJ EOIR IJ team hiring and courtroom expansion. The base in OPLA is 1,735 positions, 1,612 FTE, and \$277.8M.

**Justification**

OPLA attorneys are essential to the immigration court process and are the sole prosecuting office in the immigration court system. OPLA attorneys monitor IJ management of expanding dockets, promote integrity in the immigration system, and ensure fair proceedings.

The ICE Workload Staffing Model (WSM) supports a requirement of 3.07 ICE attorneys and .84 legal support staff, or one litigation team, per IJ team (see table below for WSM breakout). OPLA is currently funded for 546 litigation teams, leading to a staffing deficit of 853 personnel (218 litigation teams) by FY 2021. This request enables ICE to reduce this deficit by nearly one-third. Additionally, EOIR is funded to open new immigration courts in cities where OPLA currently has no presence, such as in Sacramento and Van Nuys, California; Loudoun County, Virginia; Laredo, Texas; and Silver Spring, Maryland, which requires this funding for ICE to complete corresponding facilities projects to provide attorney offices in proximity to these new courts. Funding ICE's litigation teams proportionate to EOIR would maximize court efficiency in responding to the backlog of over 1,000,581 pending cases before EOIR as of October 31, 2019.



EOIR IJ Teams &amp; ICE Positions WSM Breakout

FY	EOIR IJ Teams	ICE Positions	Overall Deficit
2018	100	70	-363
2019	80	50	-614
2020	100	169	-836
2021	100*	374	-853

\*Requested in FY 2021 President's Budget

As of FY 2019 end of year, ICE made 143,099 arrests; issued 106,177 charging documents; and obtained 165,487 detainers. Funding supports ongoing enforcement efforts; better ensures ICE's presence in every courtroom; allows review of 38,977 more notices to appear; enables 49,992 more final orders to be secured, and permits ICE to appear in 305,226 additional hearings annually.

The FY 2021 President's Budget also includes \$7.2M in ICE PC&I to support OPLA facility expansion projects.

### Performance

Additional Attorneys will be able to litigate in U.S. District Courts to prosecute immigration and custom-related crimes; DHS priority criminal alien cases involving terrorist or human rights abusers will be promptly identified and the criminal aliens will be prevented from improperly obtaining legal status; more immigration fraud will be detected; ICE will have adequate resources to respond to events such as surges at the Southern Border; and the steadily increasing backlog of pending cases will become more manageable.

### Program Change 13 – Migrant Protection Protocol (MPP):

#### Description

The FY 2021 request includes an increase of \$126.0M for Migrant Protection Protocol (MPP) execution. There is no base for this request.

#### Justification

Section 235(b)(2)(C) of the Immigration and Nationality Act (INA) authorizes the Department of Homeland Security to return certain applicants for admission to the contiguous country from which they are arriving on land (whether or not at a designated port of entry), pending removal proceedings under INA § 240. On January 25, 2019, the Secretary of Homeland Security established the MPP requirement. MPP allows certain foreign individuals entering or seeking admission to the U.S. from the Mexican Border (illegally or without proper documentation) to be returned to Mexico to wait outside of the U.S. for the duration of their immigration proceeding. Hearings are held at newly constructed IHFs along the Southwest Border and at existing non-detained court locations. Although the IHFs are staffed with some ICE personnel, the Custody Operations Program bears the responsibility for most expenditures required for proper operation of these facilities, including the cost of contract personnel at the Brownsville and

Laredo IHFs; FPS services; other guard and bailiff requirements; and facility utilities. These expenditures are similar to cost categories that are incurred during “traditional” immigration detention operations. Under the MPP program, aliens are given a “Notice to Appear” for their immigration court hearing and are returned to Mexico until their hearing date. The utilization of detention beds is uncommon; however, there may be instances where an alien might be in ERO custody for a period of time following an Immigration Judge decision pending final removal, or if the removal to Mexico can’t be accomplished during proceedings. In addition to the above expenses, funds provided to Custody Operations will be used for additional costs that might be incurred during these instances, such as necessary and immediate healthcare emergencies or an overnight stay at a designated facility until removal transportation is arranged.

MPP is operational in San Diego, CA, El Paso, TX, Laredo, TX, Nogales, AZ, and Brownsville, TX, which essentially covers three ERO field offices’ AORs – San Diego, San Antonio, and El Paso. ERO provides all transportation services for the aliens participating in the protocols, the costs of which are encumbered directly by these three offices. ERO is responsible for transportation to and from court for all MPP cases and provides transportation from Ports of Entry to locations that do not have IHFs.

Of these funds, \$111.0M will support recurring operations at Immigration Hearing Facilities (IHF), which consist of the following; administrative support, guard and bailiff services, IT/Telecom services, Federal Protective Service (FPS) costs, and utilities. The remaining \$15.0M will support the Transportation and Removal Program (TRP) transportation of aliens (adults & families) from points of entry (POE) to IHFs and other designated locations. The transportation funds will be utilized to provide transportation between the existing Brownsville and Laredo, TX IHFs along the southwest border in-between the Ports of Entry and the non-detained court locations in the San Diego and El Paso Areas of Responsibility. Buses will take aliens, both single adult and families, to and from the POEs to IHFs and non-detained courts that are approximately 40 to 80 miles roundtrip. Existing ERO transportation contracts have been modified to provide for the increased transportation requirements.

### **Performance**

The MPP helps to restore a safe and orderly immigration process, decreases the number of those taking advantage of the immigration system, and offers protections to vulnerable populations. Historically, aliens apprehended at the U.S. Southern Border were predominately single adult males from Mexico who were generally removed within 48 hours if they had no legal basis to stay. When the DHS Secretary announced MPP, over 60% of these illegal aliens were family units and unaccompanied children, and 60% were non-Mexican. Many of the Central American border crossers (Honduras, Guatemala, and El Salvador) remain in the U.S. today, especially with the initial leverage of claiming credible fear which enables aliens to stay in the U.S. while awaiting an asylum decision. MPP helps reduce the ability of transnational criminal organizations and cartels to exploit vulnerable populations by using loopholes in our laws. It also addresses those aliens with fraudulent claims while affording timely due process.. Under MPP, ICE can ensure these aliens await hearing proceedings outside of the U.S. and therefore minimize the impact of possible release into the community or staying in detention for extended periods of time. More importantly, MPP protects the lives of migrants who have been deterred from placing their lives at risk on the dangerous journey to the United States.

In addition, conservative estimates show ICE spent approximately \$1,500 on average per removal costs in FY 2019. At this rate, the requested transportation funding for TRP can help remove approximately 10,000 additional aliens during the fiscal year through MPP operations. MPP gives ICE the ability to hear approximately 360 cases/day per facility via video conferencing connections with Department of Justice immigration

judges. With additional resources, ERO will be able to sustain essential operations vital to the current mission, as well as additional MPP requirements without compromising security at the border and within the U.S.

**Program Change 14 – Non-Detained Docket Case Management:****Description**

The FY 2021 request includes an increase of 225 positions, 56 FTE, and \$33.5M to hire additional DOs and support staff to manage and reduce the 3.3 million, and growing, cases on the Non-Detained Docket (NDD). The base in ERO Alternatives to Detention is 327 positions, 304 FTE, and \$319.2M.

**Justification**

In FY 2019 ICE's non-detained docket reached record highs, overwhelmingly due to the historic levels of CBP apprehensions at the Southwest Border. In FY 2019, CBP apprehensions of family units at the Southwest border surged 342% over FY 2018, which caused the NDD caseload to surpass 3 million cases for the first time (compared to 2.4 and 2.6 million cases at the end of FY 2017 and 2018, respectively).

DOs managing NDD cases are responsible for working with embassies and consulates to obtain travel documents for aliens with final orders of removal; ensuring non-detained aliens check in at regular intervals to report any changes in their status; responding to aliens' attorneys' inquiries and requests; interviewing non-detained aliens; running criminal background checks; and updating any changes in status in the ICE electronic case management system. Additionally, these DOs are often pulled to assist with managing detained cases, to support at-large criminal operations, and to fill 45-day rotations to support border operations.

DOs working on non-detained dockets were responsible for between 1,700 to 10,000 non-detained aliens each. To manage the current overwhelming operating tempo, ICE requires additional staff for immediate deployment, to field offices to begin to clean up databases, standardize case management, and execute the critical tasks associated with NDD case work. Furthermore, there are nearly 400,000 convicted criminal aliens on the NDD. Heavy caseloads prevent proper oversight of a docket that has several individuals flagged as risks to national security. Per the chart and table below, since FY 2014, officer workload associated with the NDD is increasing at a pace unmatched by growth in officer resources required to manage the docket. Furthermore, as aliens on the NDD abscond or fail to appear at court hearings, the additional resources that ATD received in FY 2019 and FY 2020 will fall short of optimal efficiency if additional staffing resources are not provided to manage the docket. Through FY 2019, the cumulative change in NDD total cases reached 68% while growth in officer counts assigned to the NDD was only 1% over the same period.

**Performance**

Funding this initiative will enable more efficient management of the NDD case backlog with the goal of meeting the following targets:

- Reducing the NDD by 5% (approximately 144,829 cases) after year three, with a target of 10% (approximately 289,659 cases) after year five once fully implemented
- Identification of aliens' Final Order status change within 5 days
- Identification of aliens' criminal change due to convictions within 10 days

- Decreasing the average workload of an NDD officer to achievable ratio decrementing the ratio between cases to officer each year with the final ratio being approximately 7,600 cases per officer
- Increased targeting capability to provide each field office with a list of prioritized individuals within their AOR to target for removal

**Program Change 15 – O&S Facilities Backlog:****Description**

The FY 2021 request includes an increase of \$17.0M to address the significant backlog of critical facility repairs, complete ongoing leasehold projects, and fulfill operation & maintenance (O&M) requirements of ICE's owned and leased real property portfolio. The base for this project is \$1.4B.

**Justification:**

The FY 2021 request will establish dedicated funding to reduce the backlog of deferred critical repair projects as well as keep up with continuing O&M and build out requirements related to new leases. Projects to be supported can be categorized in the following three areas:

- **Critical Repairs (\$4.4M)** – This activity funds time sensitive, smaller scale repairs to owned facilities where operations would be negatively affected by health, safety, efficiency, or cost issues. The FY 2021 President's Budget supports both known and planned projects across all ICE programs. ICE's Office of Asset and Facilities Management (OAFM) has developed a tool to assist in the prioritization of projects, in collaboration with the Program Offices, to ensure the projects deemed most critical are identified for completion first.
- **Facility Completion (\$5.8M)** – For leased facilities, routine lease turnover as well as changes in staffing, mission-focused spaces, and locations require continuous upgrades and new leased projects to support the ICE's ever-changing operational environment. A major part of ICE's new leased requirements that are funded with PC&I appropriated funds also require an O&S component for furniture, fixtures, and equipment (FF&E). In FY 2021, this program increase will fund facility completion build out for four EOIR court expansion related projects to accommodate OPLA requirements.
- **Operations and Maintenance (\$6.8M)** – This activity funds continuing O&M contracts across ICE's owned portfolio to keep facilities in a good operating state and to comply with Federal code requirements.

O&S Facilities Backlog Project List						
No.	State	Site Name	Prog.	Action	Funding Amount (\$ in thousands)	Description
1	AZ	Florence	ERO	O&M	\$1,078	O&M
2	NY	Batavia	ERO	O&M	\$2,843	O&M
3	TX	Port Isabel	ERO	O&M	\$2,900	O&M
4	CA	San Francisco	OPLA	Facility Completion 23 new EOIR courts	\$1,445	Facility Completion O&S
5	VA	Arlington	OPLA	Facility Tenant Improvement 18 new EOIR courts	\$1,445	Facility Completion O&S
6	CA	Orange County	OPLA	Facility Completion 23 new EOIR courts	\$1,445	Facility Completion O&S
7	MD	Silver Springs	OPLA	Facility Completion 23 new EOIR courts	\$1,445	Facility Completion O&S
8	TX	El Paso/Ft Bliss	HSI	New Property Line Fence	\$1,900	O&S Critical Repairs
9	FL	Port Isabel	ERO	Sidewalk Repair	\$250	O&S Critical Repairs
10	NY	Batavia	ERO	Roof (DM)	\$1,650	O&S Critical Repairs
11	NY	Batavia	ERO	Asphalt Resealing	\$250	O&S Critical Repairs
12	NY	Batavia	ERO	HVAC Cooling Towers	\$175	O&S Critical Repairs
13	TX	El Paso	ERO	Modesty Panels	\$174	O&S Critical Repairs

The ICE owned portfolio consists of 205 buildings and 195 non-habitable structures and infrastructure comprising approximately 1.4 million square feet at 18 separate sites across the country. Furthermore, ICE has over 500 Occupancy Agreements with GSA totaling 7.4 million rentable square feet. Due to aging facilities and an evolving and growing mission environment, including more than 1,000 new positions enacted in FY 2019, the backlog of current O&S facility projects is in excess of \$226M, representing over 330 individual projects. This deficit continues to grow year over year requiring a multi-year effort to eliminate the backlog. ICE estimates it will take a minimum of six years starting in FY 2021 to fully eliminate the backlog by using the current planning tools to prioritize future project requirements.

### Performance

Providing necessary resources to address critical facility repairs and annual maintenance projects enables ICE to provide a detention environment that is in compliance with Performance Based National Detention Standards (PBNDS), Prison Rape Elimination Act (PREA) of 2003, Federal and State occupational safety and health standards, and Federal and State environmental protection standards. It also decreases the probability of fines and legal penalties that may arise from failure to keep facilities up to code. Furthermore, it reduces risk and increases safety for both ICE staff and detainees.

Funding of facility completion requirements allows ICE to occupy newly leased spaces on-time and prevents increased costs due to the need to pay rent at two locations. Additionally, these projects are necessary to provide fully functional field offices with the mission space (e.g., forensic labs, holding cells, and weapons rooms) and administrative areas that LEOs and support staff require to successfully perform their duties.

**Program Change 16 – OHC Operations & Infrastructure Building:****Description**

The FY 2021 request includes an increase of 40 positions, 20 FTE, and \$5.8M for strengthening and improving Office of Human Capital's (OHC) infrastructure and funding for cost adjustments to maintain current services to employees. The base in Mission Support is 2,210 positions, 2,092 FTE, and \$1.3B.

**Justification**

Human Resources Information Technology (HRIT) staffing requests 5 positions to establish, implement, and support a portfolio of solutions; HR Operations Center staffing requests 11 positions, to meet workload, mission, and training requirements; Employee Resilience Unit positions requests 2 positions to support Family Readiness initiatives; and Employee and Labor Relations (ELR) staffing requests 5 positions to improve the servicing ratio of specialists to employees similar to Customs and Border Patrol (CBP). The additional 17 positions requested positions will be allocated across remaining 6 units within OHC: Business Management Unit, Executive Services Unit, Internal Controls Unit, Medical Affairs Unit, Program Operations Unit, and Strategic Initiatives Unit.

Outside of personnel, funding supports new childcare and dependent care subsidies under the Employee Assistance Program and the development of a robust Recruitment and Retention program. Additional resources will provide OHC the capability to expand its recruitment and outreach efforts to underrepresented population groups such as Historically Black Colleges and Universities, Hispanic Serving Institutions and other Minority Serving Institutions. Additionally, resources will assist in targeting individuals with disabilities to comply with the Equal Employment Opportunity Commission's final rule that requires each Federal agency to adopt the goal to have 12 percent of its workforce representative of people with disabilities and two percent of its workforce representative of people with targeted disabilities. Likewise, ICE would be able to increase annual attendance at events targeting Veterans from 30 events to 60 events, enhancing OHC's ability to meet DHS-targeted new hire goals of workforce representation of 25 percent Veterans and 10 percent disabled Veterans. As a law enforcement agency, attending diverse law enforcement events such as Women in Federal Law Enforcement and The National Organization of Black Law Enforcement Executives will provide the opportunity to increase the applicant pool of female and underrepresented populations for ICE law enforcement positions. The OHC recruitment team has more than 120 collateral duty field recruiters assigned throughout the ICE field offices, with the majority represented from HSI and ERO. These recruiters provide OHC the ability to maximize and expand outreach efforts across the Nation. Most of these collateral duty recruiters are Deportation or Criminal Investigators. Additional funding will afford OHC the ability to deliver hands-on training that will provide these recruiters with the necessary knowledge and skills to best perform recruitment and outreach functions. Funding will also provide OHC with the resources for expanding marketing and advertising through external sources.

In addition, funding will expand our overall retention efforts in the ICE workforce. OHC recently implemented a new ICE Exit Survey, to obtain insight as to why employees are leaving the agency. This information will be used to identify agency shortfalls and potential areas of concern, which will be addressed through localized retention training. This is likely to require increased travel to ICE field offices.

Finally, the program increase funds the cost adjustment to maintain existing infrastructure in the form of operational contracts and Interagency Agreements, including worker's compensation medical case management services per the Federal Employees Compensation Act, USA Staffing licenses, medical services required for pre-employment and fitness for duty screenings, and employee access to Federal retirement systems.

**Performance**

This funding will build the infrastructure required to recruit, hire, onboard, and provide all employees with adequate human resources support while reducing the current workload through the hiring of additional HR professionals. OHC will invest in the Human Resources Operation Center (HROC) infrastructure to become more efficient, and make optimal use of space, systems, and assets by integrating the two shared service centers into one. The new HRIT staff will enhance OHC's readiness capabilities to support ICE and DHS HR modernization projects while supporting ICE hiring initiatives. Finally, increases in ELR staffing will address an existing backlog of employee relation cases while implementing recommendations made by the DHS Chief Human Capital Officer on how to improve resolution times of disciplinary cases. As of the June 2019 aging case report, there were 92 cases that remained open more than 90 days after the date of receipt. This program increase will allow ICE to effectively and expeditiously adjudicate these cases, leading to increased productivity for the agency, improved morale, more effective corrective actions, and more successful litigation.

**Program Change 17 – Office of Professional Responsibility:****Description**

The FY 2021 request includes an increase of 62 positions, 16 FTE, and \$39.4M for management inspections, personnel security, physical security and protection of classified information functions. The base in Mission Support is 2,210 positions, 2,092 FTE, and \$1.3B. OPR's FY 2019 funding level was \$138.1M and 585 FTP.

**Justification**

This program change includes 5 inspection personnel, 22 polygraph examiners, 29 security specialists, and 6 special security officers. This staffing will enable OPR to expand its ability to inspect and secure ICE facilities, protect sensitive information, and ensure that ICE employees and contractors are qualified and suitable to perform the duties required. OPR upholds the public trust and confidence in ICE by ensuring the agency's organizational integrity, health, and efficiency. OPR conducts compliance reviews and audits of ICE programs and facilities, manages ICE's internal security programs, and completes internal investigations. The requested personnel and funding will affect inspections, personnel security operations, physical access control systems (PACS) modernization, and special security operations.

- **Inspections:** OPR's Office of Inspections and Detention Oversight (IDO) Management Inspections Unit (MIU) provides executive management with an independent review of ICE programs and processes, including its compliance with the requirements Federal, DHS, ICE and program specific applicable memorandums of agreement, policies, and procedures. OPR would will increase inspection activity by 19%, enabling ICE senior leadership to receive more independent reviews of the agency's organizational health and morale, as well as identify mission-impacting safety issues, security violations, and systemic deficiencies such as patterns of waste, fraud, and abuse.

- **Personnel Security Operations:** In FY 2021, OPR must be able to complete pre-employment screening on 5,000 applicants prior to granting employment offers. ICE requires 14,075 periodic reinvestigations (PRs) for national security and Prison Rape and Elimination Act positions to comply with Federal regulations. To meet the Continuous Evaluation (CE) guidance, OPR seeks \$0.1M for IT enhancements and personnel to analyze and adjudicate all adverse information discovered throughout the CE process.
- **PACS Modernization:** ICE has nearly 300 facilities that require security and access control upgrades to ensure all ICE facilities meet Interagency Security Committee requirements. ICE is currently 33% compliant with PACS modernization requirements.
- **Special Security Officers (SSO):** By the end of FY 2020, ICE will support a total of 24 Sensitive Compartmented Information Facilities (SCIFs) and three temporary SCIFs across the country, an increase of two new SCI level facilities nationwide in direct support of HSI Domestic Operations. In 2020, current staffing includes eight SSOs to support and maintain security compliance of SCIFs. The increase of six SSOs will ensure all SCIFs fully meet Intelligence Community Directives and NSA requirements, enhancing physical and technical countermeasures preventing unauthorized disclosures, classified breaches, and foreign penetrations.

### **Performance**

Base funding enables OPR to conduct 45 Management Inspections, or 8% of ICE program offices a year. This funding increase enables OPR to more than double the number of Management Inspections. Increasing the number of management inspections within ICE, IDO would be able to quickly identify systemic risks and trends within and across ICE programs, facilities and offices, enabling ICE leadership to identify issues at their lowest levels and implement effective solutions. Additionally, this funding will assist in ensuring compliance with the Office of the Director of National Intelligence and the DHS Under Secretary for Management mandate to conduct 100% CE by 2021.

Also, with this additional security funding, ICE can better comply with the investigation requirements outlined in 5 CFR 1400 and E.O. 12968; keep the delegated authority to conduct Background Investigations and PRs from OPM; maintain adequate staffing for mission critical ICE positions; continue to allow law enforcement personnel to participate in JTTFs and/or access classified information or ability to attend classified briefings; and avoid onboarding personnel who could compromise national security or the integrity of ICE's workforce. Finally, this program increase will enable OPR to improve physical security of ICE facilities and ensure that all new SCIFs fully meet intelligence requirements to prevent and reduce unauthorized disclosures/classified breaches.

### **Program Change 18 – PERC Expansion:**

#### **Description**

The FY 2021 request includes an increase of 93 positions, 23 FTE, and \$27.8M to expand operations and centralize nationwide responsibilities for Immigration Alien Response (IAR) processing at the Pacific Enforcement Response Center (PERC). The base funding is 49 positions, 25 FTE, and \$16.0M.



**Justification**

When a Federal, State, or local law enforcement agency makes an arrest, fingerprints are submitted to the FBI and compared against DHS databases, constituting an immigration alien query (IAQ). If a match occurs, ICE's Law Enforcement Support Center (LESC) in Williston, Vermont generates an IAR, which provides information to Federal, State, local, or tribal law enforcement agencies (LEAs) regarding the subject's immigration status, criminal history, and other important biographical information. This initiative is the result of an ongoing effort by ERO to realign IAR operational activities and addresses resourcing recommendations from a forthcoming Office of the Inspector General (OIG) audit recommending the PERC oversee an effort to centralize IAR processing operations..

PERC currently provides mission-critical support by processing approximately one-third of all nationwide biometric IARs. This initiative centralizes all interoperability biometric IAR responsibilities by providing dedicated officers and contract personnel to oversee 100% of the identification of criminal aliens and management of leads in support of all of ERO's 24 field offices. This eliminates the need for field offices to devote resources and assign personnel to vet and review tens of thousands of IARs annually. Field offices can re-allocate these resources to focus fully on mission critical activities and criminal alien enforcement operations.

Centralizing these activities will increase operational efficiencies and establish a standardized, consistent process for all IARs which reduces the agency's potential liability resulting from inconsistent applications of the law, policies, and procedures. Additional staffing resources will allow for the more rapid identification of and response to criminal aliens subject to arrest. When changes to immigration law or policy occurs, the PERC can immediately change procedures to ensure compliance nationwide. Additionally, the PERC has supervisors available 24/7 to review enforcement decisions and approve and sign I-200/I-205 warrants that must accompany each detainer; this speeds the issuance of detainers and reduces the risk of removeable criminal aliens being released from local custody.

**Performance**

In FY 2019, the PERC reviewed, conducted analysis and made an enforcement decision on approximately 265,585 IARs, resulting in 46,633 ICE detainers, and 100,468 CAP and at-large referrals. This initiative enables the PERC to respond to continued growth in operational requirements related to increased interior enforcement activity. Furthermore, funding this expansion will further enhance the PERC's ability to deliver intelligence-driven, risk-based targeting support to ERO and its law enforcement partners in furtherance of shared public safety and national security missions.

**Program Change 19 – Rightsizing of Office of Firearms and Tactical Programs (OFTP) Budget:****Description**

The FY 2021 request includes an increase of \$7.4M to fund annual and recurring operational shortfalls in the Office of Firearms and Tactical Programs (OFTP) The base in Mission Support is 2,210 positions, 2,092 FTE, and \$1.3B. OFTP's FY 2019 funding level was 91 positions and \$31.2M.

**Justification**

Since FY 2012, the OFTP budget has not kept pace with agency growth, changes to existing policy, the introduction of new tools, and the increase in use of force post-academy training requirements. The FY 2021 President's Budget addresses this shortfall, including \$2.8M for ammunition, \$1.6M for law enforcement equipment and maintenance, \$1.0M for Permanent Change of Station (PCS) costs, and \$2.0M for training travel. This additional funding will ensure that OFTP can maintain its armory equipment to acceptable operational, health, and safety standards at both the ICE Armory in Altoona, PA and the SRT Armory at the OFTP Training Center in Fort Benning; provide adequate ammunition to ensure proper firearms training; ensure that the appropriate equipment and parts are available to the agency armorers for the immediate repair and return of agency issued firearms; fully support the average yearly PCS moves required to have training officers at the training academy; and support the increased travel needs due to additional use of force training requirements.

**Performance**

In FY 2019, ICE received 368 law enforcement officers and the FY 2021 request includes nearly 3,000 new law enforcement officer positions which will increase requirements for OFTP to provide firearms, ammunition, law enforcement equipment and associated maintenance, and use of force instructor certifications. This funding will enable OFTP to provide: ammunition to include emergency reserves; body armor to new employees; timely refresh of existing body armor; the testing, evaluation and purchase of specialty firearms and firearms related equipment; the necessary repair and rebuilding of agency firearms; and the continued deployment of all required use of force and de-escalation training.

Policy requirements of a 1:5 instructor to student ratio for basic training and a 1:2 ratio for all advanced training requires OFTP to provide 938 additional instructor certifications via an additional 44 use of force courses. Increased travel funding is directly related to the incoming instructor-student population. Providing direct funding to OFTP will remove operational program reimbursement, allowing them to focus funding on mission priorities.

**Program Change 20 – Southwest Border (SWB) / Non-Intrusive Inspection Technology (NIIT):****Description**

The FY 2021 request includes an increase of 223 positions, 56 FTE, and \$28.4M for 161 Law Enforcement Officers (LEOs) and 62 non-LEOs to support an increase in workload along the Southwest Border (SWB). The base in HSI Domestic Investigations is 8,167 positions, 7,872 FTE, and \$1.8B.

**Justification**

This program increase will support HSI with its anticipated increase in non-discretionary investigations sourced by the U.S. Customs and Border Protection (CBP), due to increases in CBP's scanning capability related to its non-intrusive inspection program. CBP projects its non-intrusive inspection scanning capability will increase to 70% of arriving trucks and 50% of arriving privately-owned vehicles by 2025.

The 62-support staff will include 10 headquarters-based support personnel and 52 field-based support personnel such as Criminal Research Specialists, Investigative Analysts, SAC Support staff, Seized Property Specialists, Victim Witness Specialists, and Computer Forensic Analysts.

**Performance**

This enhancement will ensure that HSI can adequately investigate and support cases that result from CBP enforcement. Cases that result from CBP enforcement must be investigated by HSI and are termed non-discretionary cases. HSI currently expends a significant percentage of non-discretionary criminal investigative work hours and generates thousands of investigations in support of CBP enforcement efforts. In FY 2019, HSI performed 387,000 hours of case work based on non-discretionary CBP inspection and port operations-sourced cases on the SWB. The hours vary by case type. As an example, SWB drug related cases from CBP make up 50% of HSI's total SWB non-discretionary hours toward drug smuggling cases. The impact of the CBP-sourced non-discretionary case work is evident in the 74% arrest rate for drug-related cases on the SWB. The SWB enhancement will ensure that HSI can adequately investigate and support the CBP enforcement activity. Additional staffing in the form of Special Agents, Intelligence Research Specialists, and other mission support positions are critical to ensuring that HSI can perform thorough investigative follow-up, identify co-conspirators and associated TCOs for prosecution, and generate intelligence and targeting data to further increase efficiencies.

**Program Change 21 – T-8:****Description**

The FY 2021 request includes an increase of 12 positions, 3 FTE, and \$1.5M to provide personnel support for IT modernization project delivery for the T-8 initiative. The base for this program is 1 FTP, 1 FTE, and \$0.2M.

**Justification**

The T-8 initiative is a multi-year IT modernization effort providing incremental delivery of improved reporting capabilities, system enhancements, data processes, and operational efficiencies for ICE ERO. The full T-8 Portfolio scope supports the delivery of multiple independent development projects and addresses eight capability gaps identified with the current IT systems supporting ERO's mission. These include identity validation, case management, data sharing, systems of record flexibility, data accessibility, comprehensive reporting, timely notifications, and data correction. Each project will have a dedicated Subject Matter Expert (SME) and a Product Owner per system. The SMEs will assist in capturing business processes using their expertise from the field offices. The Product Owners will prioritize requirements, ensure they are met, and determine when the Minimally Viable Product (MVP) is achieved. Funding in FY 2021 will cover personnel support of three projects: ICE Air Operations – Charter Project, Leads Management application, and HQ Reporting application.

T-8 will align to DHS's Unified Immigration Portal requirements and will have compatibility with it.

**Performance**

The requested personnel are essential to providing the oversight and expertise necessary to continue the momentum of T-8 Program and to ensuring the effective delivery of the critical program scope.

**Program Change 22 – TACCOM Radio Refresh:****Description**

The FY 2021 request includes a decrease of \$2.7M for the TACCOM Radio Refresh program. The base for this program is \$45.5M.

**Justification**

Each ICE Law Enforcement Officer (LEO) is assigned one (1) mobile and one (1) portable radio. The multiband radios are Project 25 (P25) compliant, support multiple encryption standards including Advanced Encryption Standard (AES), Data Encryption Standard-Output Feedback (DES-OFB), DES-XL, and DES Encryption. They also operate on conventional and trunked systems, are interoperable with State, local, tribal, and territorial (SLTT) networks, are WiFi capable, and are equipped with Global Positioning System (GPS) capability for enhanced Blue Force Tracking and officer safety.

The total requirement to refresh radios is \$231.2 million, and the average life of the mobile and portable radios is seven years. Due to improvements in technology, the new radios offer improved functionality over those that are end-of-life. Due to frequency spectrum shortages and varying frequency assignments, Federal and SLTT LEA radios are often incompatible with land mobile radio systems. ICE LEOs cannot directly communicate with most SLTT LEAs since they operate in different frequency bands. ICE LEOs must carry multiple radios to communicate with these LEAs, leaving them without interoperable communications during multi-jurisdictional operations. The inability to communicate effectively with State and local law enforcement partners hinders collaboration between LEAs, jeopardizes law enforcement operations, and risks officer/agent safety. The new radios, which operate on multiple frequencies, will significantly enhance collaboration and interoperability by enabling ICE LEOs to communicate with their Federal and SLTT partners during routine and special operations.

**Performance:**

This program decrease is not expected to impact performance but will require ICE to refresh approximately 169 fewer radios per year for the last three years of the program, which results in the need to refresh 507 radios in year six. Additional radios requiring refresh prior to year six will be replaced in the year of execution.

**Program Change 23 – TACCOM Site Expansion:****Description**

The FY 2021 request includes \$0.4M to support the operations and maintenance of prior completed TACCOM site expansions in Puerto Rico and the Virgin Islands.

**Justification**

The O&M funding will support new infrastructure that will minimize redundancies and/or communications gaps that exist between DHS Components and other Federal, State, and local partners in the Northern Caribbean. The ICE TACCOM team demonstrated past success in expanding tactical communications systems with the recent implementation of the San Francisco system, and previous completions of the Atlanta, Boston, Denver, Miami, Tampa, and New Orleans systems. The architecture and equipment utilize existing technologies and the projects are coordinated with DHS and Department of Justice (DOJ) components to ensure interoperability. ICE will coordinate with the DHS Joint Wireless Program Management Office and leverage bulk purchases.

**Performance**

Implementing these TACCOM initiatives will address gaps in tactical communication capabilities for front line operators, thereby supporting two goals outlined in the DHS Northern Border Strategy: Enhance Border Security Operations and Promote Cross-border Resilience. Supporting the operations and maintenance of established systems will help maintain radio coverage, transmission security, system capacity, and interoperability with other ICE law enforcement officers as well as with other Federal, State, and local law enforcement, first responders, and public safety personnel.

**Program Change 24 – Task Force Officer (TFO) Program:****Description**

The FY 2021 request includes an increase of \$6.5M to fund the salaries of 89 cross-designated Task Force Officers (TFOs) to allow them to better support HSI in countering criminal organizations that threaten our borders. The base funding for this request is \$13.4M.

**Justification**

Funding in this program increase will be used by HSI as a passthrough to fund the salaries of State and local law enforcement officers who support HSI through the TFO program. By paying these TFOs salaries, HSI will be helping local police departments with limited resources to assign officers to HSI Task Forces without affecting their limited budget.

HSI Directive 18-02, issued September 2018, allows for the cross designation of Federal, State, local, tribal and foreign law enforcement officers as Customs Officers (Exempted). These TFOs serve on HSI-led Border Enforcement Security Taskforces (BESTs) located throughout the U.S. and enable HSI to identify TCOs that engaged in the opioid trade and other criminal activities. The BEST program currently operates in 71 locations throughout the U.S. and leverages more than 1,200 Federal, State, local, tribal and foreign law enforcement agents and officers representing over 200 law enforcement agencies. BEST also provides a co-located space that allows for collaboration in conducting intelligence-driven investigations aimed at identifying, disrupting, and dismantling TCOs that operate in the air, land, and sea environments. HSI BEST units employ a threat-based/risk mitigation investigative task force model that recognizes the unique resources and capabilities of all participating law enforcement partners. This model enables each unit to apply a comprehensive approach to combating TCOs, while recognizing the distinctive circumstances and threats facing the various border environments. Additionally, BEST units are designed to incorporate other Federal-partner agencies, including CBP, Border Patrol, FBI, DEA, ATF, U.S. Postal Inspectors, U.S. Marshals and the TSA, to establish a unity of effort, the cornerstone of a successful

mission.

The authority to cross-designate foreign law enforcement officers is especially valuable, as it enhances the ability of HSI and other DHS agencies to work cooperatively with law enforcement counterparts to combat transnational criminal organizations (TCOs), which fosters secure relationships and cooperation between the U.S. and other countries.

### **Performance**

The funding for this initiative will increase the capacity to initiate complex criminal investigations, execute and serve search or arrest warrants, subpoenas and summonses in compliance with customs laws. It will also enable the BESTs to expand and conduct customs searches at the border for merchandise being imported into or exported from the U.S. and to effect seizures and arrests of persons or articles in violation of U.S law, which directly supports effort to counter the opioid/fentanyl crisis.

Since FY 2017, there has been an increase in arrests and seizures as a direct result of BEST unit efforts across the Nation. In FY 2018, HSI increased Fentanyl seizures by 15% from FY 2017 levels. In FY 2019, HSI conducted 37,547 criminal arrests and seized 8,179 pounds of heroin and 3,688 of fentanyl. HSI has been able to keep up with this increasing workload due to the increase in TFO personnel added to the units. HSI had 1,999 TFOs in FY 2017, 2,190 in FY 2018, and 2,614 in FY 2019. This funding will enable HSI to keep up with the increase in TFO personnel and to continue to address the higher workload. Without this funding, HSI would need to limit the number of TFOs per unit, which would negatively impact HSI's ability to conduct its mission and deny designated TFOs a valuable capacity building opportunity that not only benefits the individual, but also the SLTTs from which they originated.

### **Program Change 25 – Technical Intercepts Exploitation:**

#### **Description**

In FY 2021, ICE requests an increase of \$15.5M to support increased investigations through the Title-III (T3) Technical Intercept Program (\$13.2M for translation/transcription and \$2.3M for equipment/technology). The base funding for this program is \$33.0M.

#### **Justification**

The T3 Technical Intercept program affords HSI Domestic Operations the capability to intercept non-consensual verbal, wire, and electronic communications to target transnational criminal activities, gather evidence for ongoing complex criminal investigations, and support the neutralization and elimination of threats to U.S. national security and public safety. Funding is requested to increase T3 investigative resources, thereby enhancing the ability of HSI to target, investigate, disrupt, and dismantle transnational criminal organizations (TCOs).

Wiretaps are used when a Federal judge determines the following: that all other investigative methods have been exhausted in an investigation; that there is probable cause a communications device is being used in furtherance of criminal activity; and a wiretap is the most likely to produce sufficient evidence of the criminal activity. Wiretaps provide HSI the greatest opportunity to dismantle the entirety of the criminal enterprise. HSI is also able to conduct translation and transcription services for non-wiretap cases. As HSI pursues TCOs that operate globally and throughout the U.S, a wiretap is most likely to produce the information HSI needs to identify their hierarchy and the scope of real-time activities.

Federal law enforcement will be challenged by the shift in cellular communications providers' transition from 4G to 5G networks. The speed of connectivity and data transfer will increase up to twenty times faster than the current technology, thus impacting all of HSI's T3 investigations and communication intercepts. Currently, HSI has 38 wire room fixed sites and 16 portable systems. HSI plans to add six regional servers. The regionalized server approach will allow for rapid deployment of workstations to new HSI locations and provide additional intercept capacity. HSI will face a significant cost for hardware and software upgrades because of this technology advancement.

**Performance**

Communications intercept requests are expensive and infrequent due to the nature of building a case against illegal activity. However, the use of court-authorized intercepts as an investigative tool has repeatedly resulted in a greater number of seizures and the identification of command and control elements behind transnational criminal activity. In FY 2018, HSI expended approximately \$27.0M on T3 intercepts that resulted in over \$12.7M in monetary seizures (on top of arrests, disruptions, and dismantlement). In FY 2019, HSI conducted over 1,400 intercepts at a cost of approximately \$27.0M. With the FY 2019 funding, HSI conducted 524 criminal arrests, 375 indictments and 358 convictions, which resulted in \$23.6M in criminal seizures. The requested funding will make HSI's financial, drug, and gang investigations more effective. These investigations often have a nexus to human trafficking, human smuggling, document fraud, and counter proliferation investigations.

**Program Change 26 – Tuition Reimbursement Program:****Description**

The FY 2021 request includes an increase of \$5.0M to scale up the Tuition Reimbursement Program.

**Justification**

Currently, ICE uses the Student Loan Repayment Program, prescribed under 5 U.S.C. 5379, as benefit to recruit individuals into positions for which there is a critical need or high skill requirement. The student loan repayment program offers eligible employees loan repayments of up to \$10,000 per year for a maximum of \$60,000 per employee. The employee must sign and agree to a service period of three years with ICE thus ensuring retention of that highly skilled and critically needed employee for that same period. ICE will continue to leverage this program in FY 2021.

**Performance**

Providing employees with tuition reimbursement can help ICE recruit a highly qualified workforce to accomplish the agency's mission. In addition, tuition reimbursement allows ICE to hire for positions that may be difficult to fill in the absence of an incentive. With tuition reimbursement ICE can retain those employees for the duration of their service agreement thus reducing turn-over. ICE's FY 2021 request would allow ICE to recruit 500 additional employees with tuition reimbursement incentives.

**Program Change 27 – Unified Immigration Portal (UIP):****Description**

The FY 2021 request includes an increase of \$1.0M to continue ICE’s development of the Unified Immigration Portal (UIP). The base in Mission Support is \$0M, 0 FTP, and 0 FTE in FY 2020 Enacted.

**Justification**

The resources in this program increase will ensure that ICE systems are able to interface with the UIP through the T-8 program. CBP received \$32M in the FY 2019 Supplemental Appropriations Act for the development of the UIP as an interagency system that will provide connectivity to immigration databases across Federal agencies in order to address operational deficiencies caused by a lack of timely and accurate data and sharing of information across agencies involved in immigration processing. The UIP is a collaborative project, being developed in coordination with DHS partner components including CBP and USCIS; and other Federal interagency partners, including the U.S. Department of Health & Human Services Office of Refugee Resettlement and the U.S. Department of Justice Executive Office for Immigration Review.

**Performance**

ICE personnel working alongside Federal Agencies involved with enforcing and administering immigration law require effective and efficient methods and technologies that continuously provide actionable knowledge, enable collaborative planning, generate faster and better analytics, and communicate a shared understanding. UIP development supports these requirements and provides improved analytics, reporting and resource planning, and enhanced immigrant tracking across operational partner agencies. FY 2021 funding ensures that as ICE continues modernization efforts across its various data systems, that UIP interfacing is properly developed and implemented in accordance with OMB requirements and DHS’ Immigration Data Integration Initiative (IDII).



## Operations and Support

### Personnel Compensation and Benefits

#### Pay Summary

Organization (Dollars in Thousands)	FY 2019 Enacted				FY 2020 Enacted				FY 2021 President's Budget				FY 2020 to FY 2021 Total			
	Pos.	FTE	Amount	Rate	Pos.	FTE	Amount	Rate	Pos.	FTE	Amount	Rate	Pos.	FTE	Amount	Rate
Mission Support	2,210	2,065	\$315,391	\$152.73	2,210	2,092	\$340,948	\$162.98	2,458	2,168	\$387,331	\$178.66	248	76	\$46,383	\$15.68
Office of the Principal Legal Advisor	1,566	1,465	\$248,229	\$169.44	1,735	1,612	\$277,721	\$172.28	2,278	1,833	\$331,031	\$180.6	543	221	\$53,310	\$8.32
Homeland Security Investigations	8,778	8,163	\$1,578,883	\$193.42	8,784	8,511	\$1,675,033	\$196.57	9,837	8,779	\$1,849,439	\$210.43	1,053	268	\$174,406	\$13.86
Enforcement and Removal Operations	8,201	8,055	\$1,258,082	\$156.11	8,201	8,321	\$1,380,199	\$165.8	10,993	9,020	\$1,589,096	\$176.11	2,792	699	\$208,897	\$10.31
<b>Total</b>	<b>20,755</b>	<b>19,748</b>	<b>\$3,400,585</b>	<b>\$172.17</b>	<b>20,930</b>	<b>20,536</b>	<b>\$3,673,901</b>	<b>\$178.77</b>	<b>25,566</b>	<b>21,800</b>	<b>\$4,156,897</b>	<b>\$190.56</b>	<b>4,636</b>	<b>1,264</b>	<b>\$482,996</b>	<b>\$11.79</b>
Discretionary - Appropriation	20,755	19,748	\$3,400,585	\$172.17	20,930	20,536	\$3,673,901	\$178.77	25,566	21,800	\$4,156,897	\$190.56	4,636	1,264	\$482,996	\$11.79

#### Pay by Object Class

Pay Object Classes (Dollars in Thousands)	FY 2019 Enacted	FY 2020 Enacted	FY 2021 President's Budget	FY 2020 - FY 2021 Change
11.1 Full-time Permanent	\$1,923,193	\$2,094,595	\$2,338,335	\$243,740
11.3 Other than Full-Time Permanent	\$23,248	\$23,261	\$24,818	\$1,557
11.5 Other Personnel Compensation	\$465,800	\$474,004	\$611,609	\$137,605
11.8 Special Personal Services Payments	\$579	\$2,621	\$2,621	-
12.1 Civilian Personnel Benefits	\$987,765	\$1,079,420	\$1,179,514	\$100,094
<b>Total - Personnel Compensation and Benefits</b>	<b>\$3,400,585</b>	<b>\$3,673,901</b>	<b>\$4,156,897</b>	<b>\$482,996</b>
<b>Positions and FTE</b>				
Positions - Civilian	20,755	20,930	25,566	4,636
FTE - Civilian	19,748	20,536	21,800	1,264

## Operations and Support

### Permanent Positions by Grade – Appropriation

Grades and Salary Range (Dollars in Thousands)	FY 2019 Enacted	FY 2020 Enacted	FY 2021 President's Budget	FY 2020 to FY 2021 Change
Total, SES	104	104	104	-
GS-15	998	1,126	1,231	105
GS-14	3,341	3,341	4,119	778
GS-13	7,242	7,289	8,929	1,640
GS-12	5,394	5,394	6,651	1,257
GS-11	1,060	1,060	1,307	247
GS-10	7	7	9	2
GS-9	862	862	1,063	201
GS-8	482	482	594	112
GS-7	813	813	1,002	189
GS-6	181	181	223	42
GS-5	241	241	297	56
GS-4	18	18	22	4
GS-3	8	8	10	2
GS-2	4	4	5	1
<b>Total Permanent Positions</b>	<b>20,755</b>	<b>20,930</b>	<b>25,566</b>	<b>4,636</b>
Unfilled Positions EOY	855	837	1,023	186
Total Perm. Employment (Filled Positions) EOY	19,900	20,093	24,543	4,450
<b>Position Locations</b>				
Headquarters	2,207	2,376	2,719	343
U.S. Field	18,080	18,086	22,271	4,185
Foreign Field	468	468	576	108
<b>Averages</b>				
Average Personnel Costs, ES Positions	178,645	184,183	186,597	2,414
Average Personnel Costs, GS Positions	112,934	116,353	116,353	-
Average Grade, GS Positions	13	13	13	-

## Operations and Support Non Pay Budget Exhibits

### Non Pay Summary

Organization (Dollars in Thousands)	FY 2019 Enacted	FY 2020 Enacted	FY 2021 President's Budget	FY 2020 to FY 2021 Total Changes
Mission Support	\$776,507	\$930,162	\$1,075,561	\$145,399
Office of the Principal Legal Advisor	\$11,956	\$12,616	\$21,960	\$9,344
Homeland Security Investigations	\$337,330	\$367,288	\$452,166	\$84,878
Enforcement and Removal Operations	\$3,015,775	\$3,048,834	\$4,115,525	\$1,066,691
<b>Total</b>	<b>\$4,141,568</b>	<b>\$4,358,900</b>	<b>\$5,665,212</b>	<b>\$1,306,312</b>
Discretionary - Appropriation	\$4,141,568	\$4,358,900	\$5,665,212	\$1,306,312

**Non Pay by Object Class**

<b>Non-Pay Object Classes</b> <i>(Dollars in Thousands)</i>	<b>FY 2019 Enacted</b>	<b>FY 2020 Enacted</b>	<b>FY 2021 President's Budget</b>	<b>FY 2020 to FY 2021 Change</b>
21.0 Travel and Transportation of Persons	\$516,907	\$590,543	\$600,875	\$10,332
22.0 Transportation of Things	\$10,631	\$10,631	\$42,284	\$31,653
23.1 Rental Payments to GSA	\$312,113	\$332,238	\$348,240	\$16,002
23.2 Rental Payments to Others	\$24,072	\$24,072	\$24,072	-
23.3 Communications, Utilities, and Misc. Charges	\$79,466	\$76,754	\$82,001	\$5,247
24.0 Printing and Reproduction	\$1	\$1	\$1	-
25.1 Advisory and Assistance Services	\$407,427	\$451,361	\$598,969	\$147,608
25.2 Other Services from Non-Federal Sources	\$158,112	\$196,101	\$264,770	\$68,669
25.3 Other Goods and Services from Federal Sources	\$113,550	\$109,826	\$197,458	\$87,632
25.4 Operation and Maintenance of Facilities	\$2,148,231	\$2,102,677	\$2,727,901	\$625,224
25.6 Medical Care	\$64,798	\$57,765	\$151,104	\$93,339
25.7 Operation and Maintenance of Equipment	\$145,468	\$173,968	\$181,307	\$7,339
25.8 Subsistence & Support of Persons	\$7,140	\$7,140	\$7,140	-
26.0 Supplies and Materials	\$66,728	\$66,706	\$84,631	\$17,925
31.0 Equipment	\$41,402	\$104,373	\$281,115	\$176,742
32.0 Land and Structures	\$16,805	\$26,027	\$44,627	\$18,600
42.0 Insurance Claims and Indemnities	\$26,129	\$26,129	\$26,129	-
91.0 Unvouchered	\$2,588	\$2,588	\$2,588	-
<b>Total - Non Pay Object Classes</b>	<b>\$4,141,568</b>	<b>\$4,358,900</b>	<b>\$5,665,212</b>	<b>\$1,306,312</b>

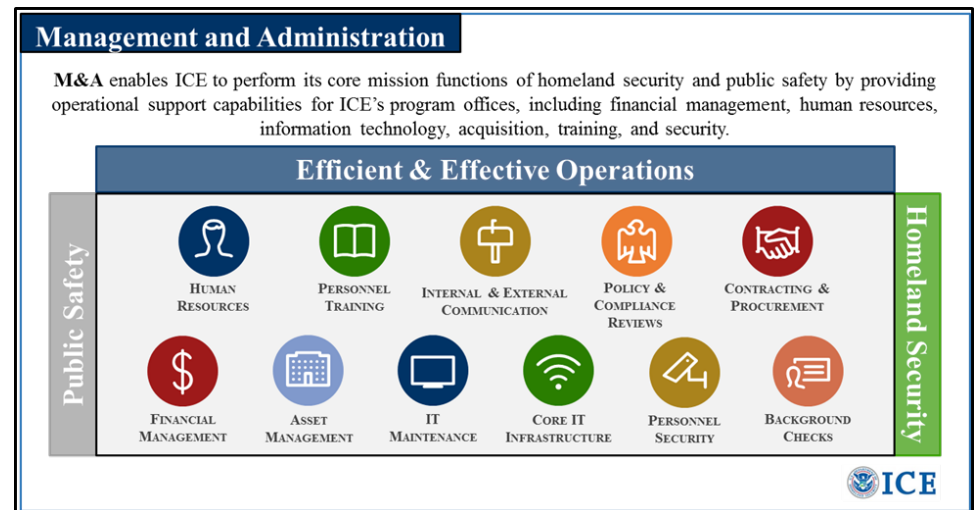
**Mission Support – PPA****Budget Comparison and Adjustments****Comparison of Budget Authority and Request**

Organization (Dollars in Thousands)	FY 2019 Enacted			FY 2020 Enacted			FY 2021 President's Budget			FY 2020 to FY 2021 Total Changes		
	Pos.	FTE	Amount	Pos.	FTE	Amount	Pos.	FTE	Amount	Pos.	FTE	Amount
Mission Support	2,210	2,065	\$1,091,898	2,210	2,092	\$1,271,110	2,458	2,168	\$1,462,892	248	76	\$191,782
<b>Total</b>	<b>2,210</b>	<b>2,065</b>	<b>\$1,091,898</b>	<b>2,210</b>	<b>2,092</b>	<b>\$1,271,110</b>	<b>2,458</b>	<b>2,168</b>	<b>\$1,462,892</b>	<b>248</b>	<b>76</b>	<b>\$191,782</b>
Subtotal Discretionary - Appropriation	2,210	2,065	\$1,091,898	2,210	2,092	\$1,271,110	2,458	2,168	\$1,462,892	248	76	\$191,782

**PPA Level I Description**

The Mission Support PPA funds the Management and Administration (M&A) Directorate, providing enterprise level services and operational support capabilities to ICE and managing ICE's financial and human resources, physical assets, communications, records and data integrity, employee development training, Privacy Act compliance, processing of Freedom of Information Act (FOIA) requests, and acquisition governance. M&A also supports the Office of Professional Responsibility (OPR), which is responsible for background investigations, and compliance inspections.

M&A acquires, sustains and provides user support related to core infrastructure, integral to maintaining ICE operational capabilities for law enforcement officers (LEOs), attorneys and other ICE employees. M&A manages IT products and services, including technical infrastructure support, Tactical Communications (TACCOM), and centrally supported applications. Additionally, M&A provides firearms and tactical training to special agents and officers, manages the regulatory process and development of ICE policies, and procures goods and services for the Agency.



### Mission Support – PPA Budget Authority and Obligations

<b>Budget Authority</b> <i>(Dollars in Thousands)</i>	<b>FY 2019</b>	<b>FY 2020</b>	<b>FY 2021</b>
<b>Enacted/Request</b>	<b>\$1,091,898</b>	<b>\$1,271,110</b>	<b>\$1,462,892</b>
Carryover and/or Recoveries (Actual/Estimates/Projections)	\$2,002	-	-
Rescissions to Current Year/Budget Year	(\$118)	-	-
Net Sequestered Resources	-	-	-
Reprogrammings/Transfers	(\$10,493)	-	-
Supplementals	\$5,000	-	-
<b>Total Budget Authority</b>	<b>\$1,088,289</b>	<b>\$1,271,110</b>	<b>\$1,462,892</b>
Collections – Reimbursable Resources	\$50,441	\$50,441	\$50,441
<b>Total Budget Resources</b>	<b>\$1,138,730</b>	<b>\$1,321,551</b>	<b>\$1,513,333</b>
Obligations (Actual/Estimates/Projections)	\$1,058,029	\$1,321,551	\$1,513,333
<b>Personnel: Positions and FTE</b>			
Enacted/Request Positions	2,210	2,210	2,458
Enacted/Request FTE	2,065	2,092	2,168
<b>Onboard and Actual FTE; Includes Collections - Reimbursable Resources</b>			
Onboard (Actual/Estimates/Projections)	1,763	2,468	2,716
FTE (Actual/Estimates/Projections)	1,756	2,327	2,403

## Mission Support – PPA

### Collections – Reimbursable Resources

Collections <i>(Dollars in Thousands)</i>		FY 2019 Enacted			FY 2020 Enacted			FY 2021 President's Budget		
		Pos.	FTE	Amount	Pos.	FTE	Amount	Pos.	FTE	Amount
Department of Homeland Security - Department of Homeland Security	Source	-	-	\$9,000	-	-	\$9,000	-	-	\$9,000
Working Capital Fund	Source	258	235	\$25,000	258	235	\$25,000	258	235	\$25,000
Department of Homeland Security - United States Coast Guard	Source	-	-	\$135	-	-	\$135	-	-	\$135
Department of Homeland Security - U.S. Customs and Border Protection	Source	-	-	\$14,000	-	-	\$14,000	-	-	\$14,000
Department of State - Department of State	Source	-	-	\$2,306	-	-	\$2,306	-	-	\$2,306
Total Collections		258	235	\$50,441	258	235	\$50,441	258	235	\$50,441

## Mission Support – PPA Summary of Budget Changes

Budget Formulation Activity <i>(Dollars in Thousands)</i>	Positions	FTE	Amount
<b>FY 2019 Enacted</b>	<b>2,210</b>	<b>2,065</b>	<b>\$1,091,898</b>
<b>FY 2020 Enacted</b>	<b>2,210</b>	<b>2,092</b>	<b>\$1,271,110</b>
<b>FY 2021 Base Budget</b>	<b>2,210</b>	<b>2,092</b>	<b>\$1,271,110</b>
Transfer for C-LAN from ICE/O&S/MS to A&O	-	-	(\$451)
Transfer for WCF Removals from ICE/O&S/MS to MGMT/OCFO	-	-	(\$168)
Transfer for WCF Removals from ICE/O&S/MS to MGMT/OCHCO	-	-	(\$2,052)
Transfer for WCF Removals from ICE/O&S/MS to MGMT/OCIO	-	-	(\$3,214)
Transfer for WCF Removals from ICE/O&S/MS to MGMT/OCPO	-	-	(\$43)
Transfer for WCF Removals from ICE/O&S/MS to MGMT/OCRSO	-	-	(\$1,950)
Transfer for WCF Removals from ICE/O&S/MS to MGMT/OCFO	-	-	(\$3,166)
<b>Total Transfers</b>	-	-	<b>(\$11,044)</b>
2020 Pay Raise	-	-	\$10,613
2021 Pay Raise	-	-	\$5,565
Annualization of FY 2020 Enacted Positions	-	-	\$3,364
Federal Protective Service (FPS) Fee Adjustment	-	-	\$4,647
FERS Agency Contribution	-	-	\$3,418
GSA Rent	-	-	\$6,710
Health Insurance	-	-	\$1,202
ICE Correspondence and Task Tracking System (ICATT) Maintenance	-	-	\$142
<b>Total, Pricing Increases</b>	-	-	<b>\$35,661</b>
Non-Recur for FY20 Enacted Positions	-	-	(\$1,237)
<b>Total, Pricing Decreases</b>	-	-	<b>(\$1,237)</b>
<b>Total Adjustments-to-Base</b>	-	-	<b>\$23,380</b>
<b>FY 2021 Current Services</b>	<b>2,210</b>	<b>2,092</b>	<b>\$1,294,490</b>
Advancement of the Repository for Analytics in a Virtualized Environment (RAVEN)	1	1	\$199
Awards Spending Increase	-	-	\$7,419
Cyber Defense	8	4	\$1,400
Detention Oversight Hiring	-	-	\$29,370
Employer Compliance Inspection Center (ECIC)	-	-	\$104
EO Staffing	133	33	\$16,674



**Operations and Support**
**Mission Support - PPA**

<b>Budget Formulation Activity</b> <i>(Dollars in Thousands)</i>	<b>Positions</b>	<b>FTE</b>	<b>Amount</b>
ERO Intelligence and Counterterrorism Engagement	-	-	\$2,694
HR Management System and TOPS (iHRMS)	-	-	\$2,040
ICE Tactical Training	4	2	\$3,000
Litigation Team Augmentation	-	-	\$5,778
Non-Detained Docket Case Management	-	-	\$11,625
O&S Facilities Backlog	-	-	\$17,000
Office of Professional Responsibility	62	16	\$39,425
OHC Operations and Infrastructure Building	40	20	\$5,833
PERC Expansion	-	-	\$4,279
Rightsizing of Office of Firearms and Tactical Programs (OFTP) Budget	-	-	\$7,447
Southwest Border (SWB) / Non-Intrusive Inspection Technology (NIIT)	-	-	\$9,980
T-8	-	-	\$385
TACCOM Site Expansion	-	-	\$400
Tuition Reimbursement Program	-	-	\$5,000
Unified Immigration Portal (UIP)	-	-	\$1,000
<b>Total, Program Increases</b>	<b>248</b>	<b>76</b>	<b>\$171,052</b>
TACCOM Radio Refresh	-	-	(\$2,650)
<b>Total, Program Decreases</b>	<b>-</b>	<b>-</b>	<b>(\$2,650)</b>
<b>FY 2021 Request</b>	<b>2,458</b>	<b>2,168</b>	<b>\$1,462,892</b>
<b>FY 2020 To FY 2021 Change</b>	<b>248</b>	<b>76</b>	<b>\$191,782</b>

\*The FY 2019 President's Budget proposes transferring of HSI Domestic Investigations operations to the Immigration Examinations Fee Account (IEFA).

## Mission Support – PPA Personnel Compensation and Benefits

### Pay Summary

Organization (Dollars in Thousands)	FY 2019 Enacted				FY 2020 Enacted				FY 2021 President's Budget				FY 2020 to FY 2021 Total			
	Pos.	FTE	Amount	Rate	Pos.	FTE	Amount	Rate	Pos.	FTE	Amount	Rate	Pos.	FTE	Amount	Rate
Mission Support	2,210	2,065	\$315,391	\$152.73	2,210	2,092	\$340,948	\$162.98	2,458	2,168	\$387,331	\$178.66	248	76	\$46,383	\$15.68
<b>Total</b>	<b>2,210</b>	<b>2,065</b>	<b>\$315,391</b>	<b>\$152.73</b>	<b>2,210</b>	<b>2,092</b>	<b>\$340,948</b>	<b>\$162.98</b>	<b>2,458</b>	<b>2,168</b>	<b>\$387,331</b>	<b>\$178.66</b>	<b>248</b>	<b>76</b>	<b>\$46,383</b>	<b>\$15.68</b>
Discretionary - Appropriation	2,210	2,065	\$315,391	\$152.73	2,210	2,092	\$340,948	\$162.98	2,458	2,168	\$387,331	\$178.66	248	76	\$46,383	\$15.68

### Pay by Object Class

Pay Object Classes (Dollars in Thousands)	FY 2019 Enacted	FY 2020 Enacted	FY 2021 President's Budget	FY 2020 - FY 2021 Change
11.1 Full-time Permanent	\$209,109	\$226,923	\$246,586	\$19,663
11.3 Other than Full-Time Permanent	\$2,148	\$2,148	\$2,293	\$145
11.5 Other Personnel Compensation	\$18,019	\$18,581	\$34,118	\$15,537
12.1 Civilian Personnel Benefits	\$86,115	\$93,296	\$104,334	\$11,038
<b>Total - Personnel Compensation and Benefits</b>	<b>\$315,391</b>	<b>\$340,948</b>	<b>\$387,331</b>	<b>\$46,383</b>
<b>Positions and FTE</b>				
Positions - Civilian	2,210	2,210	2,458	248
FTE - Civilian	2,065	2,092	2,168	76

### Pay Cost Drivers

Pay Cost Drivers (Dollars in Thousands)	FY 2019 Enacted			FY 2020 Enacted			FY 2021 President's Budget			FY 2020 to FY 2021 Total Changes		
	FTE	Amount	Rate	FTE	Amount	Rate	FTE	Amount	Rate	FTE	Amount	Rate
Non-LEOs	1,473	\$203,034	\$137.84	1,500	\$220,903	\$147.27	1,576	\$255,289	\$161.99	76	\$34,386	\$14.72
IT Specialists	291	\$47,217	\$162.26	291	\$50,448	\$173.36	291	\$55,489	\$190.68	0	\$5,041	\$17.32
Criminal Investigators	240	\$51,939	\$216.41	240	\$55,493	\$231.22	240	\$61,038	\$254.33	0	\$5,545	\$23.11
Detection and Deportation Officers	61	\$13,201	\$216.41	61	\$14,104	\$231.21	61	\$15,514	\$254.33	0	\$1,410	\$23.12
<b>Total – Pay Cost Drivers</b>	<b>2,065</b>	<b>\$315,391</b>	<b>\$152.73</b>	<b>2,092</b>	<b>\$340,948</b>	<b>\$162.98</b>	<b>2,168</b>	<b>\$387,331</b>	<b>\$178.66</b>	<b>76</b>	<b>\$46,383</b>	<b>\$15.68</b>

#### Explanation of Pay Cost Drivers

**Non-Law Enforcement Officers (LEOs):** Mission Support non-LEOs provide operational support, including financial, human resources, and communications management, to ICE programs. ICE requests additional non-LEOs in FY 2021 to provide critical mission-enhancing support to frontline staff. Rate change is due to Pay raise from FY 2020 to FY 2021.

**IT Specialists:** IT Specialists manage and maintain ICE's core IT infrastructure and software, keeping it secure by detecting and defending against cyber threats. IT Specialists requested in FY 2021 will align IT service capacity with frontline staff. Rate change is due to Pay raise from FY 2020 to FY 2021.

**Criminal Investigators (CIs):** Mission Support CIs in the Office of Professional Responsibility (OPR) investigate criminal and administrative misconduct within ICE and are responsible for executing the security operations that protect ICE personnel, facilities, and information. CIs requested in FY 2021 will bolster OPR capacity to maintain strong internal controls, investigations, and security operations. Rate change is due to Pay raise from FY 2020 to FY 2021.

**Detention and Deportation Officers (DDOs):** Mission Support DDOs are responsible for conducting the training of law enforcement personnel throughout ICE. Rate change is due to Pay raise from FY 2020 to FY 2021.

## Mission Support – PPA Non Pay Budget Exhibits

### Non Pay Summary

Organization (Dollars in Thousands)	FY 2019 Enacted	FY 2020 Enacted	FY 2021 President's Budget	FY 2020 to FY 2021 Total Changes
Mission Support	\$776,507	\$930,162	\$1,075,561	\$145,399
<b>Total</b>	<b>\$776,507</b>	<b>\$930,162</b>	<b>\$1,075,561</b>	<b>\$145,399</b>
Discretionary - Appropriation	\$776,507	\$930,162	\$1,075,561	\$145,399

### Non Pay by Object Class

Non-Pay Object Classes (Dollars in Thousands)	FY 2019 Enacted	FY 2020 Enacted	FY 2021 President's Budget	FY 2020 to FY 2021 Change
21.0 Travel and Transportation of Persons	\$6,325	\$6,042	\$7,018	\$976
22.0 Transportation of Things	\$769	\$769	\$2,770	\$2,001
23.1 Rental Payments to GSA	\$312,106	\$332,231	\$348,233	\$16,002
23.2 Rental Payments to Others	\$13,423	\$13,423	\$13,423	-
23.3 Communications, Utilities, and Misc. Charges	\$34,062	\$35,759	\$40,243	\$4,484
25.1 Advisory and Assistance Services	\$102,498	\$114,286	\$150,851	\$36,565
25.2 Other Services from Non-Federal Sources	\$26,014	\$52,034	\$74,176	\$22,142
25.3 Other Goods and Services from Federal Sources	\$89,804	\$85,626	\$81,657	(\$3,969)
25.4 Operation and Maintenance of Facilities	\$61,864	\$65,731	\$70,520	\$4,789
25.6 Medical Care	\$3	\$240	\$1,733	\$1,493
25.7 Operation and Maintenance of Equipment	\$91,922	\$97,807	\$103,243	\$5,436
26.0 Supplies and Materials	\$5,675	\$6,608	\$13,538	\$6,930
31.0 Equipment	\$8,332	\$86,674	\$116,624	\$29,950
32.0 Land and Structures	\$536	\$9,758	\$28,358	\$18,600
42.0 Insurance Claims and Indemnities	\$23,174	\$23,174	\$23,174	-
<b>Total - Non Pay Object Classes</b>	<b>\$776,507</b>	<b>\$930,162</b>	<b>\$1,075,561</b>	<b>\$145,399</b>

### Non Pay Cost Drivers

Non Pay Cost Drivers (Dollars in Thousands)	FY 2019 Enacted	FY 2020 Enacted	FY 2021 President's Budget	FY 2020 to FY 2021 Changes
Rent (part of Enterprise wide Costs)	\$320,298	\$328,409	\$336,489	\$8,080
Other Enterprise-Wide Costs	\$109,378	\$127,529	\$118,891	-\$8,638
Office of Professional Responsibility	\$35,667	\$59,935	\$97,162	\$37,227
Fleet Replacement Plan	-	\$55,178	\$55,178	\$0
OCIO Tactical Communications Radio Refresh and O&M	\$48,576	\$53,972	\$51,322	-\$2,650
Other Costs	\$262,588	\$305,139	\$416,519	\$111,380
<b>Total - Non Pay Cost Drivers</b>	<b>\$776,507</b>	<b>\$930,162</b>	<b>\$1,075,561</b>	<b>\$145,399</b>

#### Explanation of Non Pay Cost Drivers

ICE has updated the Non Pay Cost Drivers for this PPA to reflect consolidation of Servicewide costs into Mission Support.

**Rent (part of Enterprisewide Costs):** This cost driver funds all rental payments at GSA-leased and ICE-occupied facilities across the country. The increase from FY 2020 to FY 2021 is driven by both the rent adjustment to base (ATB) and additional rent costs from proposed staffing calculated using the modular cost table.

**Other Enterprise-Wide Costs:** Other Enterprise wide Cost (EWC) includes SWCs that are "must pay" and which ICE has limited ability to alter. Costs include Accident and Workers Compensation, Unemployment Compensation, Alien Files, Health Units, Printing and Graphics, Transit Subsidy, Postage and Mail Management, Federal Protective Service (FPS) Security Charges, Energy and Environment, Overtime Utilities, Direct Leasing, DHS Working Capital Fund (WCF), and Forms.

**Office of Professional Responsibility:** Office of Professional Responsibility (OPR) conducts investigations, security checks, and inspections of ICE personnel, facilities, and information. OPR takes a layered security approach to protecting ICE from criminal and/or terrorist organization and screens applicants and employees through initial and periodic background investigations. Costs include travel and equipment for investigators and contract support for investigative activities. The increase from FY 2020 to FY 2021 is due to a rise in general expenses related to processing initial background investigations and reinvestigations to support ICE hiring of ICE applicants, contractors, and employees. In addition, the non-pay costs generated by the request for 62 new positions are included in this request and contribute to the increase.

**Fleet Replacement Plan:** ICE operates a diverse fleet of vehicles that range from heavy-duty armored trucks to standard law enforcement vehicles. Maintaining the fleet through critical maintenance investments, planned acquisitions, and disposals is critical to fulfilling the Agency's mission and protecting the safety of ICE officers.

**OCIO Tactical Communications Radio Refresh and O&M:** The FY 2021 President's Budget includes a total of \$51.3M for TACCOM, which includes funding to purchase additional hardware and network equipment to continue the refresh of 2,631 mobile radios and 2,631 portable radios nearing end-of-life that lack critical functionality and to fund ongoing maintenance and improvements. The decrease from FY 2020 to FY 2021 extends the refresh cycle beyond the original five year projection.

**Other Costs:** Included in Other Costs are non pay modular costs elements for staff that pertain to Mission Support as a result of the SWC realignment (i.e., weapons, IT equipment, medical exams). It also includes travel, training, supplies and contract support for Mission Support offices. The increase from FY 2020 to FY 2021 is associated with the proposed hiring.

**Budget Activities****Primary Mission Support Offices**

The Mission Support PPA funds six primary offices, which combined, furnish ICE employees with the supporting infrastructure necessary to perform their duties enforcing the Nation's immigration laws.

**Office of the Director (OD)**

OD directs the planning and execution of objectives outlined in the ICE strategic plan, providing management support to meet day-to-day organizational needs and long-term goals. OD includes the Executive Associate Director (EAD) for M&A, who oversees the 12 offices that support ICE's operations. OD's responsibilities include employee training and development, human resources management (including the protection of employee and applicant rights), and compliance with the Privacy Act and related policies. OD is responsible for ICE operational and administrative policy and procedures, builds public understanding and support for the Agency's mission, serves the needs of crime victims in cases involving immigration, provides timely and accurate responses to Congressional, stakeholder, and public correspondence, and responds to FOIA requests.

**Office of Acquisition (OAQ)**

OAQ mission is to manage the agency's enterprise-wide strategic approach to procurement. OAQ operates as a full business partner with internal and external organizations and serves as a strategic asset dedicated to improving the agency's overall business performance. OAQ is responsible for the procurement of goods and services required to sustain ICE's mission. This is accomplished through an enterprise-wide approach to procurement while serving as a strategic asset dedicated to improving ICE's business performance. In FY 2019, OAQ processed 6,033 contract actions totaling \$3.8B in obligations and in FY 2021, projects to process 8,238 contract actions totaling \$4.2B in obligations.

**Office of the Chief Financial Officer (OCFO)**

OCFO manages ICE's financial and physical assets through the delivery of financial management services, real property and leasehold services while eliminating weaknesses that prevent unmodified audit opinions, and directing the development, execution, and monitoring of sound performance-based budgets.

To support ICE, OCFO is modernizing its operations by transitioning from a legacy financial management system to a modern integrated financial system to improve our capabilities as a Shared Service Provider; using a managerial cost accounting model to calculate the cost of moving an alien through the immigration enforcement cycle; implementing a Workload Staffing Model to determine appropriate staffing and funding requirements; managing ICE's vehicle fleet; consolidating and renovating facilities and; conducting multi-sector workforce assessments to determine the appropriate mix of contractor and Federal resources.

ICE closed the fiscal year lapsing less than 0.1 percent of its FY 2019 budget, which provided maximum flexibility to all ICE Programs to make positive impacts on their respective operations through the entire fiscal year. OCFO also made notable contributions, among them tracking over 290 mission support outputs for metric reporting.

Office of Human Capital (OHC)

OHC ensures that ICE has a talented workforce and the workplace practices to sustain it. ICE utilizes an updated hiring process that includes a more strategic location-based announcement process and reducing the time-to-hire metric for mission critical occupations. ICE also employs alternative hiring methods outside of the traditional vacancy announcement process, including direct hire and veteran hiring authorities, and schedule A appointments. In FY 2019, OHC processed 113,000 personnel/payroll actions; scanned and uploaded 36,507 documents into eOPF; and continues to maintain the customer help desk system, HC Link, which receives, assigns, updates and closes customer inquiries.

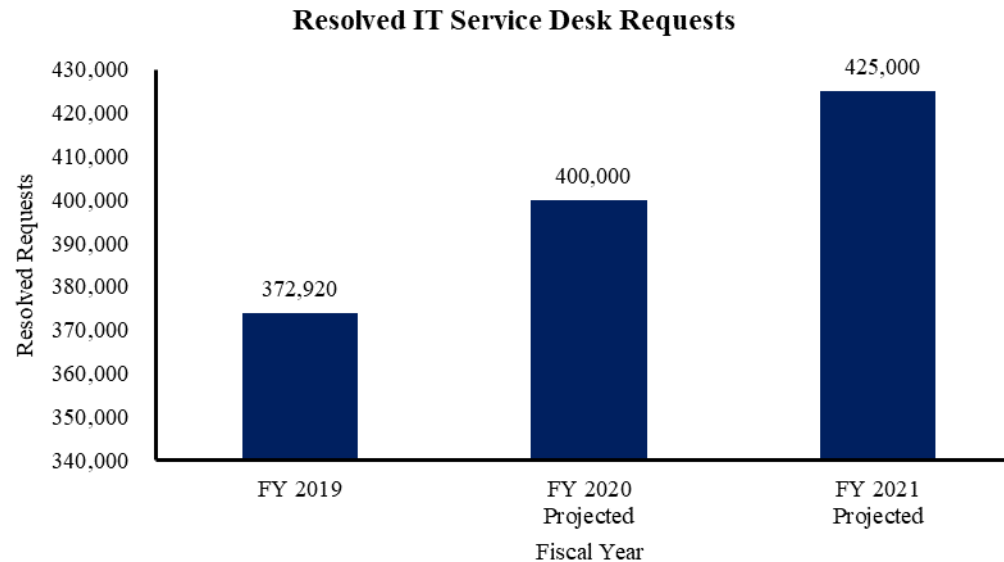
Office of the Chief Information Officer (OCIO)

OCIO is responsible for the management and upkeep of ICE's core information technology (IT) infrastructure and security, the operations and maintenance of over 70 major IT systems, and the oversight of the ICE Tactical Communication network. ICE's core IT infrastructure supports nearly 800 locations, and 31,000 users worldwide, of which approximately 14,000 are Law Enforcement Officers (LEOs). Specific enterprise-wide services include onsite support for ICE field offices, 24/7 service desk and Network Operations Center support, maintaining the network connecting all ICE field locations, workstation deployment, video teleconferencing and telecommunication support, and software license provisioning and management.

In FY 2021, OCIO will continue the transition of telecommunications services to the new Enterprise Infrastructure Solutions (EIS) contract vehicle, continue the large-scale modernization of ICE TACCOM radios with multi-band radio technology to improve interoperability for LEOs, increase IT efficiencies by consolidating redundant IT tools, and continue to implement a standardized workstation refresh program to ensure all ICE employees remain capable of running current generation software. OCIO will have completed migration of ICE applications from DHS Data Center 2 to public cloud hosting platforms by September 30, 2020. OCIO will also continue to automate mission support activities to reduce manually-intensive processes in ICE mission support program offices.

The number of resolved service desk requests is an indicator of OCIO's workload. OCIO projects an increase in FY 2021 due to a combination of planned new software releases and projected increases in ICE staffing.





### Office of Professional Responsibility (OPR)

OPR upholds DHS integrity and professionalism standards within ICE, promoting public confidence in ICE by impartially executing its mission and ensuring organizational integrity through investigations, inspections, and security activities. OPR comprises the following divisions:

- *Inspections and Detention Oversight Division:* Assesses ICE's organizational health by: conducting independent audits, inspections, and reviews of Component programs, offices, 287(g) partnerships, and detention facilities to measure compliance with applicable policies, procedures, standards, and Memoranda of Agreement; conducting detainee death reviews; and auditing ICE's implementation of the DHS Prison Rape Elimination Act (PREA) audit contract.
- *Investigations Division:* Investigates allegations of criminal and administrative misconduct of ICE employees/contractors, allegations of civilians impersonating DHS ICE officials; allegations of sexual assault of ICE detainees; detention-related allegations of misconduct of ICE employees/contractors, assaults of ICE employee/contractors by detainees in custody and evaluates criminal misconduct of CBP employees when related to an ICE investigation. The Investigations Division is responsible for detecting, deterring, and mitigating insider threats and assesses external and internal threats made against ICE Leadership and OPR personnel, coordinating with multiple DHS and ICE programs and serving as the OPR liaison for the DHS Insider Threat Program and DHS Counterintelligence Program.
- *Security Division:* Responsible for ensuring the integrity and efficiency of the ICE mission by integrating personnel security, physical security and administrative security into a comprehensive, layered security approach in order to safeguard ICE personnel, information and facilities.

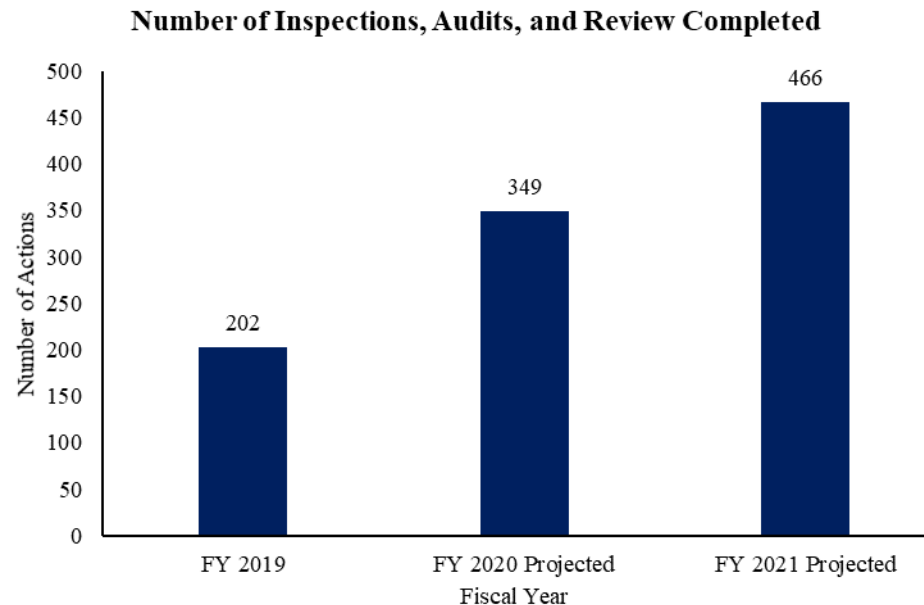
## Operations and Support

## Mission Support - PPA

In FY 2021, OPR will increase inspections and investigative activities resulting from ICE's enhanced enforcement priorities. The table below shows resources allocated to OPR within Mission Support.

<b>OPR</b> <i>(Dollars in Thousands)</i>	<b>FY 2019 Enacted</b>	<b>FY 2020 Enacted</b>	<b>FY 2021 President's Budget</b>	<b>FY 2020 to FY 2021 Total Changes</b>
Resources	\$138,119	\$162,105	\$201,530	\$39,425
FTP	585	585	647	62
FTE	300	300	331	31

The graph below depicts the number of anticipated audits, inspections, and reviews completed by OPR.



\*FY 2020 Projected Inspections, Audits and Reviews Completed increases due to expected onboarding of new positions.

## Enterprise-Wide Costs (EWC)

M&A is responsible for the management, formulation, and execution of EWCs which comprise ICE-wide services integral to continuous operations, some of which are governed by statutory laws. EWCs require centralized funding to protect their nature as enterprise fees and ensure funding availability to meet compulsory commitments. The table below presents projected FY 2021 EWC by cost category.

<b>EWC by Category</b> <i>(Dollars in Thousands)</i>	<b>FY 2019 Enacted</b>	<b>FY 2020 Enacted</b>	<b>FY 2021 OMB Submission</b>
Accident and Workers Compensation	\$22,379	\$23,796	\$23,900
Unemployment Compensation	\$703	\$790	\$790
Alien Files	\$8,600	\$8,600	\$8,600
Clinical Health Units	\$805	\$805	\$805
Headquarters Health Unit	\$232	\$232	\$232
Printing and Graphics	\$1,700	\$1,700	\$1,700
Transit Subsidy	\$4,709	\$4,739	\$5,005
Postage and Mail Management	\$1,191	\$1,193	\$1,193
Federal Protective Service Security Charges	\$53,294	\$63,768	\$68,415
Energy and Environment	\$1,296	\$1,361	\$1,361
Overtime Utilities	\$ 6,566	\$6,774	\$6,774
Rent	\$320,903	\$321,897	\$329,977
Direct Leasing	\$5,980	\$6,512	\$6,512
DHS Working Capital Fund	\$14,663	\$13,655	-
Forms and Distribution-Regulation	\$110	\$116	\$116
<b>Total, ICE</b>	<b>\$443,131</b>	<b>\$455,938</b>	<b>\$455,380</b>

\*Per DHS guidance, ICE provided no set-aside for the DHS working capital fund.

Brief descriptions of the EWC categories are provided below:

- *Accident and Workers' Compensation:* Reimburses Department of Labor's (DOL) Office Workers' Compensation Programs for costs incurred under the Federal Employees' Compensation Act (FECA) for injuries, illnesses, and deaths incurred by ICE employees.
- *Unemployment Compensation:* Funds reimbursement for the unemployment compensation costs billed to ICE by DOL.
- *Alien Files:* Funds Alien File management support provided by USCIS.
- *Clinical Health Units:* Provides a systematic assessment of employees exposed or potentially exposed to occupational hazards such as tuberculosis, hepatitis, and HIV. The Clinical Health Unit also provides outreach nurses for flu immunizations, travel immunizations for employee travel abroad, and on-site first aid, immunizations, blood pressure, and glucose monitoring through health awareness programs at select Federal locations.

- *Headquarters Health Unit*: Provides a nurse, medical services, supplies, and select equipment costs for ICE Headquarters employees. Services include immunizations, on-site first aid, health screenings, allergy treatments, blood pressure and glucose monitoring, and health awareness programs.
- *Printing and Graphics*: Provides shared-service Government Publishing Office (GPO) procurements, graphics, media/branding, and printed forms distribution support ICE-wide.
- *Transit Subsidy*: Disbursement of virtual media to ICE employees eligible to receive a non-taxable transit subsidy fringe benefit, consistent with the IRS established monthly maximum.
- *Postage and Mail Management*: Provision of U.S. Postal Service postage fees, leased/rented metering equipment, mail surety support, and express delivery services to 400+ ICE locations.
- *Federal Protective Service (FPS) Security Charges*: Provides funding to the FPS for the protection of all ICE personnel and property.
- *Energy and Environment*: Upholds energy, environment, and sustainability compliance efforts for the entire Agency. Ensures that ICE meets all Federal laws, mandates, and EOs regarding cost savings, compliance issues, technical standards, codes, and regulations at all ICE worksites and locations.
- *Overtime Utilities*: Provides funding for costs associated with use of utilities beyond hours identified in the lease agreement in GSA-leased buildings. Also provides funding for utilities at facilities via negotiated agreement.
- *Rent*: Provides funding for GSA-leased space.
- *Direct Leasing*: Payment of monthly rent obligations resulting from direct leases.
- *DHS WCF*: Provides funding to the DHS Working Capital Fund (WCF) for ICE services and activities.
- *Forms and Distribution Regulation*: Provides a central forms management and collections capability for the Agency to conform to the OMB Paperwork Reduction Act.

## Office of the Principal Legal Advisor – PPA

### Budget Comparison and Adjustments

#### Comparison of Budget Authority and Request

Organization (Dollars in Thousands)	FY 2019 Enacted			FY 2020 Enacted			FY 2021 President's Budget			FY 2020 to FY 2021 Total Changes		
	Pos.	FTE	Amount	Pos.	FTE	Amount	Pos.	FTE	Amount	Pos.	FTE	Amount
Office of the Principal Legal Advisor	1,566	1,465	\$260,185	1,735	1,612	\$290,337	2,278	1,833	\$352,991	543	221	\$62,654
<b>Total</b>	<b>1,566</b>	<b>1,465</b>	<b>\$260,185</b>	<b>1,735</b>	<b>1,612</b>	<b>\$290,337</b>	<b>2,278</b>	<b>1,833</b>	<b>\$352,991</b>	<b>543</b>	<b>221</b>	<b>\$62,654</b>
Subtotal Discretionary - Appropriation	1,566	1,465	\$260,185	1,735	1,612	\$290,337	2,278	1,833	\$352,991	543	221	\$62,654

#### PPA Level I Description:

OPLA promotes public safety and homeland security by providing legal counsel and representation, personnel training, and litigation support to ICE and its programs. OPLA is the largest legal entity within DHS, with over 1,200 attorneys assigned to 25 field locations throughout the United States and at ICE Headquarters. OPLA serves as the exclusive DHS representative in removal proceedings before the DOJ Executive Office for Immigration Review (EOIR), the agency responsible for conducting administrative immigration proceedings in the United States. These proceedings involve criminal aliens, terrorists, human rights abusers, and other removable aliens. OPLA attorneys also work full-time at U.S. Attorneys' Offices (USAOs) as Special Assistant U.S. Attorneys (SAUSAs), prosecuting Federal criminal cases generated by ICE components in Federal District Court.



In addition to legal representation, OPLA attorneys provide personnel training and expert legal counsel in the areas of customs and immigration law, labor and employment law, commercial and administrative law, and ethics standards. OPLA provides legal expertise through its three branches: Field Legal Operations (FLO); Enforcement and Litigation; and General and Administrative Law.

**Office of the Principal Legal Advisor – PPA**  
**Budget Authority and Obligations**

<b>Budget Authority</b> <i>(Dollars in Thousands)</i>	<b>FY 2019</b>	<b>FY 2020</b>	<b>FY 2021</b>
<b>Enacted/Request</b>	<b>\$260,185</b>	<b>\$290,337</b>	<b>\$352,991</b>
Carryover and/or Recoveries (Actual/Estimates/Projections)	-	-	-
Rescissions to Current Year/Budget Year	(\$28)	-	-
Net Sequestered Resources	-	-	-
Reprogrammings/Transfers	-	-	-
Supplementals	\$2,131	-	-
<b>Total Budget Authority</b>	<b>\$262,288</b>	<b>\$290,337</b>	<b>\$352,991</b>
Collections – Reimbursable Resources	-	-	-
<b>Total Budget Resources</b>	<b>\$262,288</b>	<b>\$290,337</b>	<b>\$352,991</b>
Obligations (Actual/Estimates/Projections)	\$260,048	\$290,337	\$352,991
<b>Personnel: Positions and FTE</b>			
Enacted/Request Positions	1,566	1,735	2,278
Enacted/Request FTE	1,465	1,612	1,833
<b>Onboard and Actual FTE; Includes Collections - Reimbursable Resources</b>			
Onboard (Actual/Estimates/Projections)	1,560	1,735	2,278
FTE (Actual/Estimates/Projections)	1,453	1,612	1,833

## Office of the Principal Legal Advisor – PPA

### Summary of Budget Changes

Budget Formulation Activity <i>(Dollars in Thousands)</i>	Positions	FTE	Amount
<b>FY 2019 Enacted</b>	<b>1,566</b>	<b>1,465</b>	<b>\$260,185</b>
<b>FY 2020 Enacted</b>	<b>1,735</b>	<b>1,612</b>	<b>\$290,337</b>
<b>FY 2021 Base Budget</b>	<b>1,735</b>	<b>1,612</b>	<b>\$290,337</b>
Transfer for C-LAN from ICE/O&S/MS to A&O	-	-	(\$108)
<b>Total Transfers</b>	-	-	<b>(\$108)</b>
2020 Pay Raise	-	-	\$7,539
2021 Pay Raise	-	-	\$3,949
Annualization of FY 2020 Enacted Positions	-	85	\$13,272
FERS Agency Contribution	-	-	\$2,576
Health Insurance	-	-	\$997
<b>Total, Pricing Increases</b>	-	<b>85</b>	<b>\$28,333</b>
Non-Recur for FY20 Enacted Positions	-	-	(\$949)
<b>Total, Pricing Decreases</b>	-	-	<b>(\$949)</b>
<b>Total Adjustments-to-Base</b>	-	<b>85</b>	<b>\$27,276</b>
<b>FY 2021 Current Services</b>	<b>1,735</b>	<b>1,697</b>	<b>\$317,613</b>
Awards Spending Increase	-	-	\$5,265
EO Staffing	169	42	\$6,748
Litigation Team Augmentation	374	94	\$23,365
<b>Total, Program Increases</b>	<b>543</b>	<b>136</b>	<b>\$35,378</b>
<b>FY 2021 Request</b>	<b>2,278</b>	<b>1,833</b>	<b>\$352,991</b>
<b>FY 2020 To FY 2021 Change</b>	<b>543</b>	<b>221</b>	<b>\$62,654</b>

## Office of the Principal Legal Advisor – PPA

### Personnel Compensation and Benefits

#### Pay Summary

Organization (Dollars in Thousands)	FY 2019 Enacted				FY 2020 Enacted				FY 2021 President's Budget				FY 2020 to FY 2021 Total			
	Pos.	FTE	Amount	Rate	Pos.	FTE	Amount	Rate	Pos.	FTE	Amount	Rate	Pos.	FTE	Amount	Rate
Office of the Principal Legal Advisor	1,566	1,465	\$248,229	\$169.44	1,735	1,612	\$277,721	\$172.28	2,278	1,833	\$331,031	\$180.6	543	221	\$53,310	\$8.32
<b>Total</b>	<b>1,566</b>	<b>1,465</b>	<b>\$248,229</b>	<b>\$169.44</b>	<b>1,735</b>	<b>1,612</b>	<b>\$277,721</b>	<b>\$172.28</b>	<b>2,278</b>	<b>1,833</b>	<b>\$331,031</b>	<b>\$180.6</b>	<b>543</b>	<b>221</b>	<b>\$53,310</b>	<b>\$8.32</b>
Discretionary - Appropriation	1,566	1,465	\$248,229	\$169.44	1,735	1,612	\$277,721	\$172.28	2,278	1,833	\$331,031	\$180.6	543	221	\$53,310	\$8.32

\* The FTE Rate calculation does not include Object Class 11.8-Special Personal Services Payments or 13.0-Benefits for Former Personnel.

#### Pay by Object Class

Pay Object Classes (Dollars in Thousands)	FY 2019 Enacted	FY 2020 Enacted	FY 2021 President's Budget	FY 2020 - FY 2021 Change
11.1 Full-time Permanent	\$181,471	\$201,867	\$237,013	\$35,146
11.3 Other than Full-Time Permanent	\$6,440	\$6,440	\$6,543	\$103
11.5 Other Personnel Compensation	\$10,020	\$10,465	\$18,502	\$8,037
12.1 Civilian Personnel Benefits	\$50,298	\$58,949	\$68,973	\$10,024
<b>Total - Personnel Compensation and Benefits</b>	<b>\$248,229</b>	<b>\$277,721</b>	<b>\$331,031</b>	<b>\$53,310</b>
<b>Positions and FTE</b>				
Positions - Civilian	1,566	1,735	2,278	543
FTE - Civilian	1,465	1,612	1,833	221



### Pay Cost Drivers

Pay Cost Drivers (Dollars in Thousands)	FY 2019 Enacted			FY 2020 Enacted			FY 2021 President's Budget			FY 2020 to FY 2021 Total Changes		
	FTE	Amount	Rate	FTE	Amount	Rate	FTE	Amount	Rate	FTE	Amount	Rate
Attorneys	1,188	\$222,165	\$187.01	1,299	\$247,692	\$190.68	1,478	\$295,281	\$199.78	179	\$47,589	\$9.10
Non-Attorneys	277	\$26,064	\$94.09	313	\$30,029	\$95.94	356	\$35,750	\$100.42	43	\$5,721	\$4.48
<b>Total – Pay Cost Drivers</b>	<b>1,465</b>	<b>\$248,229</b>	<b>\$169.44</b>	<b>1,612</b>	<b>\$277,721</b>	<b>\$172.28</b>	<b>1,833</b>	<b>\$331,031</b>	<b>\$180.60</b>	<b>221</b>	<b>\$53,310</b>	<b>\$8.31</b>

#### Explanation of Pay Cost Drivers

**Attorneys:** OPLA attorneys provide legal counsel and representation, personnel training, and litigation support to ICE's programs. ICE requests 293 additional attorneys in FY 2021 to support increased workload associated with the EOIR IJ team hiring and courtroom expansion. Rate change is due to Pay raise from FY 2020 to FY 2021.

**Non-Attorneys:** Non-attorney OPLA staff provide critical administrative assistance to increase the effectiveness of attorneys serving within OPLA. ICE requests 43 additional non-attorney legal support staff in FY 2021 to scale with operationally necessary growth in OPLA litigation teams. Rate change is due to Pay raise from FY 2020 to FY 2021.

## Office of the Principal Legal Advisor – PPA

### Non Pay Budget Exhibits

#### Non Pay Summary

Organization (Dollars in Thousands)	FY 2019 Enacted	FY 2020 Enacted	FY 2021 President's Budget	FY 2020 to FY 2021 Total Changes
Office of the Principal Legal Advisor	\$11,956	\$12,616	\$21,960	\$9,344
<b>Total</b>	<b>\$11,956</b>	<b>\$12,616</b>	<b>\$21,960</b>	<b>\$9,344</b>
Discretionary - Appropriation	\$11,956	\$12,616	\$21,960	\$9,344

#### Non Pay by Object Class

Non-Pay Object Classes (Dollars in Thousands)	FY 2019 Enacted	FY 2020 Enacted	FY 2021 President's Budget	FY 2020 to FY 2021 Change
21.0 Travel and Transportation of Persons	\$1,535	\$2,005	\$2,687	\$682
22.0 Transportation of Things	\$455	\$455	\$455	-
23.1 Rental Payments to GSA	\$7	\$7	\$7	-
23.3 Communications, Utilities, and Misc. Charges	\$1,060	\$1,009	\$1,151	\$142
25.1 Advisory and Assistance Services	\$423	\$319	\$319	-
25.2 Other Services from Non-Federal Sources	\$1,105	\$537	\$4,836	\$4,299
25.3 Other Goods and Services from Federal Sources	\$2,288	\$3,044	\$5,139	\$2,095
25.4 Operation and Maintenance of Facilities	\$885	\$885	\$885	-
25.7 Operation and Maintenance of Equipment	\$297	\$230	\$230	-
26.0 Supplies and Materials	\$656	\$898	\$1,248	\$350
31.0 Equipment	\$1,103	\$1,085	\$2,861	\$1,776
32.0 Land and Structures	\$1,976	\$1,976	\$1,976	-
42.0 Insurance Claims and Indemnities	\$166	\$166	\$166	-
<b>Total - Non Pay Object Classes</b>	<b>\$11,956</b>	<b>\$12,616</b>	<b>\$21,960</b>	<b>\$9,344</b>

**Non Pay Cost Drivers**

<b>Non Pay Cost Drivers</b> <i>(Dollars in Thousands)</i>	<b>FY 2019 Enacted</b>	<b>FY 2020 Enacted</b>	<b>FY 2021 President's Budget</b>	<b>FY 2020 to FY 2021 Total Changes</b>
Case Management System	\$6,370	\$5,359	\$9,930	\$4,571
Document Scanning and Litigation Contract Support	\$5,562	\$3,936	\$7,292	\$3,356
Other Costs	\$24	\$3,321	\$4,738	\$1,417
<b>Total - Non Pay Cost Drivers</b>	<b>\$11,956</b>	<b>\$12,616</b>	<b>\$21,960</b>	<b>\$9,344</b>

**Explanation of Non Pay Cost Drivers**

**Case Management System:** PLANet, OPLA's Case Management System, provides a repository for all of ICE's attorneys' casework related to immigration and removal proceedings that ICE's more than 1,200 attorneys adjudicate and tracks hours for the training and ancillary work attorneys complete. The increase from FY 2020 to FY 2021 is due to the increased level of hiring requested in FY 2021.

**Document Scanning and Litigation Contract Support:** Document Scanning and Litigation Support are critical to OPLA operations and ICE's ability to respond to litigation discovery requirements and provide document scanning, indexing, and data entry support services into PLANet for the more than 1,200 OPLA attorneys in 25 OPLA field offices. Documents scanned into PLANet include charging documents, criminal history reports, court orders and other legal correspondence. The contract allows OPLA to reduce the administrative burden on attorneys and improves information sharing across OPLA. The increase from FY 2020 to FY 2021 is to cover the increased workload associated with additional hires.

**Other Costs:** Other Costs includes travel, costs associated with, but not part of, the case management system (ICE eDS licenses and data storage) and other contractual requirements (e.g., FOIA express and Office of Personnel Management [OPR] staffing licenses), which fall under advisory services. The increase from FY 2020 to FY 2021 is associated with the proposed hiring.

**Budget Activities**

The OPLA PPA funds three primary divisions:

**Field Legal Operations (FLO)**

There were over 978,000 administrative immigration removal cases pending before DOJ EOIR at the end of September 2019, an increase of 23 percent since the beginning of the fiscal year. Nearly 1,100 FLO attorneys staffed at 25 field locations represent the U.S. Government in these cases which include contested removals, custody determinations, and alien-generated applications for relief from removal. At the end of FY 2019, FLO had 11 full-time SAUSAs assigned to prosecute criminal immigration and law violations in Federal court and SAUSAs processed 700 USAO case receipts, securing over 500 criminal convictions in U.S. District Courts.

FLO attorneys provide direct day-to-day specialized legal support to ICE operational components and prosecute HSI-generated worksite enforcement actions before the Office of the Chief Administrative Hearing Officer (OCAHO), resulting in the recovery of millions of dollars in fines per year. FLO attorneys are also responsible for most detention-related individual habeas proceedings. Additionally, FLO attorneys train ICE operational components on legal topics covering the entirety of ICEs statutory investigative and arrest authorities; provide daily immigration advice to USAOs and DHS Components; and complete reviews of DHS-generated notices to appear (NTA), ensuring consistent interpretation and application of the Immigration and Nationality Act (INA) nationwide. As of the end of FY 2019, FLO reviewed nearly 147,000 NTAs and obtained over 188,000 removal orders.

**Enforcement and Litigation**

Enforcement and Litigation investigates and prosecutes those who threaten national security, public safety, and the integrity of the immigration system. Enforcement and Litigation has six divisions:

**ERO Law Division (EROLD):** EROLD provides legal advice and training to ERO Headquarters divisions: Field Operations, Enforcement, Custody Management, Removal, and ICE Health Service Corps, on various issues, including ERO's general arrest authority, Fourth Amendment searches and seizures, authority under section 287(g) of the Immigration and Nationality Act, the Visa Waiver Program, and Unaccompanied Alien Children. EROLD provides legal advice, guidance, litigation support and training to 25 OPLA Field Locations and components within ERO charged with the agency's detention and removal missions on issues including conditions of detention, disabilities and civil rights, detainee medical and mental health care, detention authorities, hunger strikes, removal strategies, detainers, criminal history information sharing, operations to locate fugitive aliens, alternatives to detention, post-order custody, repatriation, deferred action, mass migration, the impact of sanctuary laws and policies, and immigration enforcement involving juveniles and family units. EROLD also prepares ICE regulations in accordance with ICE policy and assists with EO implementation.

**HSI Law Division (HSILD):** HSILD provides customs law, criminal immigration, and general criminal law advice to ICE HSI, the Office of Professional Responsibility, the Office of the Director, and OPLA field offices. HSILD plays an integral role in advising HSI Special Agents, leading to criminal arrests, civil penalties, and the seizure of currency, assets, narcotics, and other contraband. HSILD provides advice for issues pertaining to HSI and border search authority and policy; counterproliferation investigations; cybercrime investigations; financial investigations; child exploitation

investigations; international law enforcement cooperation; intellectual property rights and trade enforcement; undercover operations; and worksite enforcement matters.

Human Rights Violator Law Division (HRVLD): HRVLD works to deny human rights abusers and war criminals haven in the United States. HRVLD reviews and approves recommendations to lodge human rights charges in exclusion, deportation, and removal proceedings. HRVLD attorneys advise on laws implicating human rights issues, criminal prosecutions of human rights violators including human traffickers, and financial and travel sanctions related to serious human rights abuses. HRVLD provides expert advice matters relating to female genital mutilation, use or recruitment of child soldiers, particularly severe violations of religious freedom, gender-based violence, human smuggling, human trafficking, Federal victim assistance, S-visas, T-visas, U-visas, ICE's Witness Security program, HSI's parole program, and human rights violator-related pre-order custody provisions. HRVLD also serves as OPLA's representative and the lead legal officer at the Human Rights Violators and War Crimes Center. As of the end of FY 2019, HRVLD tracked the removal and/or departure of more than 64 known or suspected human rights abusers and managed 1,650 active human rights cases.

Immigration Law and Practice Division (ILPD): ILPD provides immigration-related legal advice to 25 OPLA Field Locations, ICE components, the DHS OGC, and other agencies. ILPD oversees advocacy before EOIR and cases on certification to the Attorney General; monitors immigration-related litigation in Federal courts; and works with DOJ to address cases on petitions for review before the U.S. Circuit Courts of Appeals or for a writ of certiorari before the U.S. Supreme Court. ILPD is responsible for pre-order custody authority and related custody redetermination issues, including appeals and stays, and advises on relief from removal and protection laws such as asylum and credible and reasonable fear. As of March 4, 2019, primary responsibility for handling new foreign fugitive cases transferred to OPLA-San Antonio. In FY 2019, ILPD reviewed 817 U.S. citizenship claims and related issues in coordination with the field locations, ERO, and other stakeholders; filed 568 briefs in support of DHS appeals; assisted field locations by drafting templates to be used in approximately 3,663 appeals during the fiscal year in which the IJ terminated proceedings on the basis of *Pereira v. Sessions*, 138 S. Ct. 2105 (Jun. 10, 2018); handled 45 supplemental briefing requests from the Board of Immigration Appeals (BIA); and represented DHS in two oral arguments before the BIA. ILPD has continued to assist with appeals resulting from IJ terminations of NTAs based on erroneous application of *Pereira* noted above.

National Security Law Division (NSLD): NSLD reviews and approves recommendations to lodge national security charges during immigration proceedings and advises on national security-related detention provisions; criminal prosecutions of terrorist aliens; and provides guidance to FLO regarding national security issues. NSLD supports the Student and Exchange Visitor Program (SEVP) by overseeing all administrative proceedings for the nearly 8,500 schools certified by SEVP and assisting with cases involving nonimmigrant students who threaten public safety and national security. NSLD coordinates with ILPD on national security-related pre-order custody provisions and with EROLD on continued post-order detention authority due to security or terrorism concerns. Through FY 2019, NSLD supported the investigations, removal proceedings and criminal prosecutions of 3,022 cases with a national security nexus, 406 of which were pending FBI Joint Terrorism Task Force (JTTF) investigation.

District Court Litigation Division (DCLD): DCLD assists ICE and DOJ with Federal litigation in areas including strategy; motion practice; discovery; and settlement negotiations and adjudicates administrative claims under the Federal Tort Claims Act. DCLD works closely with DHS OGC and DOJ to defend lawsuits challenging ICE's law enforcement authorities, including the use of detainers; family detention; border search authority; and, mandatory detention of certain criminal aliens. DCLD is also responsible for significant habeas litigation. Through the end of FY 2019, DCLD defended

## **Operations and Support**

## **Office of the Principal Legal Advisor - PPA**

against over \$9.4B in damages sought, paying out less than \$1.7M of that total in completed cases and claims. 15 of 103 lawsuits from previous years were settled; 87 were dismissed and one was transferred. OPLA received 359 administrative tort claims and adjudicated 348, of which 126 were denied and 151 were settled for only 0.017% of the claimed amount. As of the end of FY 2019, OPLA received 113 new lawsuits.

## **General and Administrative Law**

General and Administrative Law has four divisions and represents the Agency in matters related to contract law, employment law, information law, and ethics standards.

Commercial and Administrative Law Division (CALD): CALD represents and advises ICE in the areas of fiscal, procurement, administrative, revenue recovery, suspension and debarment, and environmental law. CALD represents ICE before the Government Accountability Office (GAO) in bid protest litigation, before the Civilian Board of Contract Appeals in contract disputes, and in Federal Travel Regulation appeals. CALD is also counsel to DOJ and the ICE Suspension and Debarment Official. CALD collects on debts owed to ICE, including immigration surety bonds and past due worksite enforcement fines, and reviews contracts and non-contractual agreements.

Labor and Employment Law Division (LELD): LELED provides advice, guidance, training, and representation in employment and labor-related issues. LELED represents ICE before the Equal Employment Opportunity Commission and the Merit Systems Protection Board and works with DOJ to defend against Title VII, Equal Pay Act, Age Discrimination in Employment Act, Americans with Disabilities Act, and Rehabilitation Act claims. LELED trains ICE program offices to effectively manage personnel matters and liaises with the U.S. Office of Special Counsel. Additionally, LELED manages relations with the American Federation of Government Employees Local 511.

Government Information Law Division (GILD): GILD is primarily responsible for advising and supporting ICE program offices in complying with the Freedom of Information Act (FOIA), the Privacy Act of 1974, and the E-Government Act of 2002, the Federal Records Act of 1950, and the Paperwork Reduction Act of 1995, while safeguarding privileged and sensitive agency information maintained for the purpose of promoting homeland security and public safety. GILD also provides legal advice, guidance, and support to ICE program offices and OPLA Field Locations on issues of information disclosure, the protection of ICE information, and records management. GILD has experienced a significant increase in its FOIA litigation and administrative workload, with more than 120 active cases, 600 appeals adjudicated annually, and over 2,000 requests for legal advice.

ICE Ethics Office (IEO): IEO provides written advice and guidance on the Standards of Ethical Conduct and criminal statutes for over 20,000 ICE employees stationed in over 400 offices in the United States and around the world. IEO analyzes and certifies more than 3,200 financial disclosure reports annually using web-based integrated systems of review. IEO oversees OPLA's Attorney Professional Conduct program, coordinates with EOIR, USCIS, and bar associations regarding attorney discipline matters, and handles all OPLA management inquiry referrals from OPR.

***Homeland Security Investigations – PPA*****Budget Comparison and Adjustments****Comparison of Budget Authority and Request**

Organization (Dollars in Thousands)	FY 2019 Enacted			FY 2020 Enacted			FY 2021 President's Budget			FY 2020 to FY 2021 Total Changes		
	Pos.	FTE	Amount	Pos.	FTE	Amount	Pos.	FTE	Amount	Pos.	FTE	Amount
Domestic Investigations	8,167	7,594	\$1,658,935	8,167	7,872	\$1,769,410	9,075	8,102	\$1,991,986	908	230	\$222,576
International Operations	275	260	\$172,986	275	260	\$178,806	320	271	\$204,837	45	11	\$26,031
Intelligence	336	309	\$84,292	342	379	\$94,105	442	406	\$104,782	100	27	\$10,677
<b>Total</b>	<b>8,778</b>	<b>8,163</b>	<b>\$1,916,213</b>	<b>8,784</b>	<b>8,511</b>	<b>\$2,042,321</b>	<b>9,837</b>	<b>8,779</b>	<b>\$2,301,605</b>	<b>1,053</b>	<b>268</b>	<b>\$259,284</b>
Subtotal Discretionary - Appropriation	8,778	8,163	\$1,916,213	8,784	8,511	\$2,042,321	9,837	8,779	\$2,301,605	1,053	268	\$259,284

**PPA Level I Description**

This PPA funds Homeland Security Investigations (HSI), which is responsible for disrupting and dismantling transnational criminal threats facing the United States. HSI special agents conduct investigations targeting violations of United States customs and immigration laws. As the largest investigative unit within DHS, HSI uses its broad authority to investigate transnational crimes and threats to national security related to people, goods, and money. It is unique in having authorities related to all three areas. HSI partners with other Federal agencies, State and local law enforcement, international organizations, and foreign country law enforcement. HSI special agents investigate a wide range of illegal activities with a focus on identifying, mitigating, and eliminating the most significant threats to the safety and security of the American public.



This PPA contains the following Level II PPAs:

**Domestic Investigations:** Domestic Investigations conducts criminal investigations throughout the United States to protect against terrorists, transnational criminal organizations (TCOs), and other malicious actors who attempt to exploit America's trade, travel, and financial operations and threaten public safety and national security. Domestic operations partners with Federal, State, Tribal, Local, and Foreign law enforcement to combat human trafficking, drug trafficking, gangs, money laundering, and the exploitation of U.S. customs and immigration laws.

**International Operations:** International Operations' global investigative and law enforcement activities target TCOs engaged in human trafficking, narcotics, money, firearms, and sensitive technologies, and the sexual exploitation of children, including child sex tourism. International Operations assists the Department of State (DOS) in identifying individuals of concern who are attempting to obtain a U.S. visa and partners with foreign law enforcement to address crimes where the U.S. does not have jurisdiction.

**Intelligence:** Intelligence collects, analyzes, and shares intelligence to counter threats to public safety and national security in coordination with DHS and other intelligence community partners. Intelligence supports criminal investigations by consistently producing timely, comprehensive and accurate criminal analysis that enables criminal investigators to identify, prioritize, investigate, disrupt and dismantle terrorist, transnational, and other criminal organizations that threaten homeland security or seek to exploit the customs and immigration laws of the United States.



## Homeland Security Investigations – PPA

### Budget Authority and Obligations

<b>Budget Authority</b> <i>(Dollars in Thousands)</i>	<b>FY 2019</b>	<b>FY 2020</b>	<b>FY 2021</b>
<b>Enacted/Request</b>	<b>\$1,916,213</b>	<b>\$2,042,321</b>	<b>\$2,301,605</b>
Carryover and/or Recoveries (Actual/Estimates/Projections)	\$5,227	\$2,614	-
Rescissions to Current Year/Budget Year	(\$206)	-	-
Net Sequestered Resources	-	-	-
Reprogrammings/Transfers	(\$5,268)	-	-
Supplementals	\$21,286	-	-
<b>Total Budget Authority</b>	<b>\$1,937,252</b>	<b>\$2,044,935</b>	<b>\$2,301,605</b>
Collections – Reimbursable Resources	\$91,234	\$91,234	\$91,234
<b>Total Budget Resources</b>	<b>\$2,028,486</b>	<b>\$2,136,169</b>	<b>\$2,392,839</b>
Obligations (Actual/Estimates/Projections)	\$1,938,821	\$2,136,169	\$2,392,839
<b>Personnel: Positions and FTE</b>			
Enacted/Request Positions	8,778	8,784	9,837
Enacted/Request FTE	8,163	8,511	8,779
<b>Onboard and Actual FTE; Includes Collections - Reimbursable Resources</b>			
Onboard (Actual/Estimates/Projections)	8,125	8,882	9,935
FTE (Actual/Estimates/Projections)	8,080	8,603	8,871

## Homeland Security Investigations – PPA Collections – Reimbursable Resources

Collections <i>(Dollars in Thousands)</i>		FY 2019 Enacted			FY 2020 Enacted			FY 2021 President's Budget		
		Pos.	FTE	Amount	Pos.	FTE	Amount	Pos.	FTE	Amount
Department of Defense - Department of Defense	Source	-	-	\$1,105	-	-	\$1,105	-	-	\$1,105
Department of Homeland Security - Department of Homeland Security	Source	-	-	\$73,421	-	-	\$73,421	-	-	\$73,421
Asset Forfeiture Fund and Puerto Rican Trust Fund	Source	98	92	\$14,000	98	92	\$14,000	98	92	\$14,000
Department of State - Department of State	Source	-	-	\$2,708	-	-	\$2,708	-	-	\$2,708
Total Collections		98	92	\$91,234	98	92	\$91,234	98	92	\$91,234

## Homeland Security Investigations – PPA

### Summary of Budget Changes

Budget Formulation Activity <i>(Dollars in Thousands)</i>	Positions	FTE	Amount
<b>FY 2019 Enacted</b>	<b>8,778</b>	<b>8,163</b>	<b>\$1,916,213</b>
<b>FY 2020 Enacted</b>	<b>8,784</b>	<b>8,511</b>	<b>\$2,042,321</b>
<b>FY 2021 Base Budget</b>	<b>8,784</b>	<b>8,511</b>	<b>\$2,042,321</b>
Transfer for C-LAN from ICE/O&S/MS to A&O	-	-	(\$791)
<b>Total Transfers</b>	-	-	<b>(\$791)</b>
2020 Pay Raise	-	-	\$51,770
2021 Pay Raise	-	-	\$27,224
Annualization of FY 2020 Enacted Positions	-	2	\$381
FERS Agency Contribution	-	-	\$22,873
Health Insurance	-	-	\$4,006
International Cooperative Administrative Support Services (ICASS)	-	-	\$2,708
<b>Total, Pricing Increases</b>	-	<b>2</b>	<b>\$108,962</b>
Non-Recur for FY20 Enacted Positions	-	-	(\$28)
<b>Total, Pricing Decreases</b>	-	-	<b>(\$28)</b>
<b>Total Adjustments-to-Base</b>	-	<b>2</b>	<b>\$108,143</b>
<b>FY 2021 Current Services</b>	<b>8,784</b>	<b>8,513</b>	<b>\$2,150,464</b>
Advancement of the Repository for Analytics in a Virtualized Environment (RAVEN)	2	1	\$3,496
Awards Spending Increase	-	-	\$36,300
Employer Compliance Inspection Center (ECIC)	5	3	\$450
EO Staffing	823	206	\$70,378
Southwest Border (SWB) / Non-Intrusive Inspection Technology (NIIT)	223	56	\$18,469
Task Force Officer (TFO) Program	-	-	\$6,548
Technical Intercepts Exploitation	-	-	\$15,500
<b>Total, Program Increases</b>	<b>1,053</b>	<b>266</b>	<b>\$151,141</b>
<b>FY 2021 Request</b>	<b>9,837</b>	<b>8,779</b>	<b>\$2,301,605</b>
<b>FY 2020 To FY 2021 Change</b>	<b>1,053</b>	<b>268</b>	<b>\$259,284</b>

## Homeland Security Investigations – PPA Personnel Compensation and Benefits

### Pay Summary

Organization (Dollars in Thousands)	FY 2019 Enacted				FY 2020 Enacted				FY 2021 President's Budget				FY 2020 to FY 2021 Total			
	Pos.	FTE	Amount	Rate	Pos.	FTE	Amount	Rate	Pos.	FTE	Amount	Rate	Pos.	FTE	Amount	Rate
Domestic Investigations	8,167	7,594	\$1,430,838	\$188.42	8,167	7,872	\$1,514,900	\$192.18	9,075	8,102	\$1,670,667	\$205.95	908	230	\$155,767	\$13.77
International Operations	275	260	\$80,497	\$309.6	275	260	\$83,202	\$320.01	320	271	\$92,231	\$340.34	45	11	\$9,029	\$20.33
Intelligence	336	309	\$67,548	\$218.6	342	379	\$76,931	\$202.98	442	406	\$86,541	\$213.16	100	27	\$9,610	\$10.18
<b>Total</b>	<b>8,778</b>	<b>8,163</b>	<b>\$1,578,883</b>	<b>\$193.42</b>	<b>8,784</b>	<b>8,511</b>	<b>\$1,675,033</b>	<b>\$196.57</b>	<b>9,837</b>	<b>8,779</b>	<b>\$1,849,439</b>	<b>\$210.43</b>	<b>1,053</b>	<b>268</b>	<b>\$174,406</b>	<b>\$13.86</b>
Discretionary - Appropriation	8,778	8,163	\$1,578,883	\$193.42	8,784	8,511	\$1,675,033	\$196.57	9,837	8,779	\$1,849,439	\$210.43	1,053	268	\$174,406	\$13.86

### Pay by Object Class

Pay Object Classes (Dollars in Thousands)	FY 2019 Enacted	FY 2020 Enacted	FY 2021 President's Budget	FY 2020 - FY 2021 Change
11.1 Full-time Permanent	\$888,767	\$936,325	\$1,020,205	\$83,880
11.3 Other than Full-Time Permanent	\$10,328	\$10,341	\$11,049	\$708
11.5 Other Personnel Compensation	\$191,468	\$195,039	\$249,763	\$54,724
11.8 Special Personal Services Payments	-	\$2,042	\$2,042	-
12.1 Civilian Personnel Benefits	\$488,320	\$531,286	\$566,380	\$35,094
<b>Total - Personnel Compensation and Benefits</b>	<b>\$1,578,883</b>	<b>\$1,675,033</b>	<b>\$1,849,439</b>	<b>\$174,406</b>
<b>Positions and FTE</b>				
Positions - Civilian	8,778	8,784	9,837	1,053
FTE - Civilian	8,163	8,511	8,779	268

## Homeland Security Investigations – PPA

### Non Pay Budget Exhibits

#### Non Pay Summary

Organization (Dollars in Thousands)	FY 2019 Enacted	FY 2020 Enacted	FY 2021 President's Budget	FY 2020 to FY 2021 Total Changes
Domestic Investigations	\$228,097	\$254,510	\$321,319	\$66,809
International Operations	\$92,489	\$95,604	\$112,606	\$17,002
Intelligence	\$16,744	\$17,174	\$18,241	\$1,067
<b>Total</b>	<b>\$337,330</b>	<b>\$367,288</b>	<b>\$452,166</b>	<b>\$84,878</b>
Discretionary - Appropriation	\$337,330	\$367,288	\$452,166	\$84,878

#### Non Pay by Object Class

Non-Pay Object Classes (Dollars in Thousands)	FY 2019 Enacted	FY 2020 Enacted	FY 2021 President's Budget	FY 2020 to FY 2021 Change
21.0 Travel and Transportation of Persons	\$46,473	\$47,140	\$53,168	\$6,028
22.0 Transportation of Things	\$5,768	\$5,768	\$5,768	-
23.2 Rental Payments to Others	\$9,200	\$9,200	\$9,200	-
23.3 Communications, Utilities, and Misc. Charges	\$29,589	\$26,340	\$26,512	\$172
25.1 Advisory and Assistance Services	\$42,606	\$50,065	\$50,065	-
25.2 Other Services from Non-Federal Sources	\$89,043	\$103,838	\$125,376	\$21,538
25.3 Other Goods and Services from Federal Sources	\$14,154	\$14,452	\$45,976	\$31,524
25.4 Operation and Maintenance of Facilities	\$6,475	\$6,475	\$6,475	-
25.6 Medical Care	\$55	\$48	\$48	-
25.7 Operation and Maintenance of Equipment	\$38,634	\$61,512	\$61,708	\$196
25.8 Subsistence & Support of Persons	\$87	\$87	\$87	-
26.0 Supplies and Materials	\$13,541	\$13,609	\$14,260	\$651
31.0 Equipment	\$26,839	\$13,888	\$38,657	\$24,769
32.0 Land and Structures	\$10,873	\$10,873	\$10,873	-
42.0 Insurance Claims and Indemnities	\$1,405	\$1,405	\$1,405	-
91.0 Unvouchered	\$2,588	\$2,588	\$2,588	-
<b>Total - Non Pay Object Classes</b>	<b>\$337,330</b>	<b>\$367,288</b>	<b>\$452,166</b>	<b>\$84,878</b>

***Domestic Investigations – PPA Level II*****Budget Comparison and Adjustments****Comparison of Budget Authority and Request**

Organization (Dollars in Thousands)	FY 2019 Enacted			FY 2020 Enacted			FY 2021 President's Budget			FY 2020 to FY 2021 Total Changes		
	Pos.	FTE	Amount	Pos.	FTE	Amount	Pos.	FTE	Amount	Pos.	FTE	Amount
Domestic Investigations	8,167	7,594	\$1,658,935	8,167	7,872	\$1,769,410	9,075	8,102	\$1,991,986	908	230	\$222,576
<b>Total</b>	<b>8,167</b>	<b>7,594</b>	<b>\$1,658,935</b>	<b>8,167</b>	<b>7,872</b>	<b>\$1,769,410</b>	<b>9,075</b>	<b>8,102</b>	<b>\$1,991,986</b>	<b>908</b>	<b>230</b>	<b>\$222,576</b>
Subtotal Discretionary - Appropriation	8,167	7,594	\$1,658,935	8,167	7,872	\$1,769,410	9,075	8,102	\$1,991,986	908	230	\$222,576

**PPA Level II Description**

Funding for the HSI Domestic Investigations Level II PPA is vital to combating the transnational criminal organizations (TCOs) that illegally exploit America's trade, travel, and financial systems. As the largest and principal criminal investigative component of DHS, HSI Domestic Investigations targets terrorists, TCOs, and other malicious actors who threaten public safety and national security. HSI works closely with international and domestic law enforcement partners to execute its mission in an increasingly complex global environment that poses evolving cyber security challenges. More than 8,500 special agents, investigative support staff, and mission support staff disrupt threats to America's borders, national security, and public safety. At the Nation's physical borders, ports of entry (POEs), and in the cyber realm, HSI special agents target illicit cells and expansive networks that pose a threat to U.S. national security. HSI special agents conduct investigations in cities throughout the United States where criminal organizations attempt to profit substantially from their illicit activities.

Mission-critical investigative support positions aid HSI's law enforcement special agents. Criminal analysts and investigative assistants perform database and telephone record checks, analyze criminal networks, and prepare case documentation that would otherwise consume HSI special agents' field investigative hours. Highly skilled cyber operations officers (COOs) and Information Technology (IT) cybersecurity specialists assist the HSI investigative team in developing innovative tools and leveraging emerging technical capabilities to combat cyber threats. Forensic accountants analyze financial data and work together with special agents to trace and link funding sources to criminal activity and national security threats. Additionally, specially trained investigative support staff assist with a broad range of functions requiring specialized knowledge and capabilities that are force multipliers in mission-critical areas. These areas include fingerprint and polygraph examinations, fraudulent document detection, computer forensics, victim witness protection, technical enforcement, worksite investigations, and seized property.

## Domestic Investigations – PPA Level II

### Summary of Budget Changes

Budget Formulation Activity <i>(Dollars in Thousands)</i>	Positions	FTE	Amount
<b>FY 2019 Enacted</b>	<b>8,167</b>	<b>7,594</b>	<b>\$1,658,935</b>
<b>FY 2020 Enacted</b>	<b>8,167</b>	<b>7,872</b>	<b>\$1,769,410</b>
<b>FY 2021 Base Budget</b>	<b>8,167</b>	<b>7,872</b>	<b>\$1,769,410</b>
Transfer for C-LAN from ICE/O&S/MS to A&O	-	-	(\$791)
<b>Total Transfers</b>	-	-	<b>(\$791)</b>
2020 Pay Raise	-	-	\$47,690
2021 Pay Raise	-	-	\$25,070
FERS Agency Contribution	-	-	\$21,335
Health Insurance	-	-	\$3,629
<b>Total, Pricing Increases</b>	-	-	<b>\$97,724</b>
<b>Total Adjustments-to-Base</b>	-	-	<b>\$96,933</b>
<b>FY 2021 Current Services</b>	<b>8,167</b>	<b>7,872</b>	<b>\$1,866,343</b>
Advancement of the Repository for Analytics in a Virtualized Environment (RAVEN)	2	1	\$3,496
Awards Spending Increase	-	-	\$33,428
Employer Compliance Inspection Center (ECIC)	5	3	\$450
EO Staffing	678	170	\$47,752
Southwest Border (SWB) / Non-Intrusive Inspection Technology (NIIT)	223	56	\$18,469
Task Force Officer (TFO) Program	-	-	\$6,548
Technical Intercepts Exploitation	-	-	\$15,500
<b>Total, Program Increases</b>	<b>908</b>	<b>230</b>	<b>\$125,643</b>
<b>FY 2021 Request</b>	<b>9,075</b>	<b>8,102</b>	<b>\$1,991,986</b>
<b>FY 2020 To FY 2021 Change</b>	<b>908</b>	<b>230</b>	<b>\$222,576</b>

\*The decrease in positions from FY 2018 to FY 2019 are a result of the Immigration Examinations Fee Account (IEFA) transfer.

## Domestic Investigations – PPA Level II Personnel Compensation and Benefits

### Pay Summary

Organization (Dollars in Thousands)	FY 2019 Enacted				FY 2020 Enacted				FY 2021 President's Budget				FY 2020 to FY 2021 Total			
	Pos.	FTE	Amount	Rate	Pos.	FTE	Amount	Rate	Pos.	FTE	Amount	Rate	Pos.	FTE	Amount	Rate
Domestic Investigations	8,167	7,594	\$1,430,838	\$188.42	8,167	7,872	\$1,514,900	\$192.18	9,075	8,102	\$1,670,667	\$205.95	908	230	\$155,767	\$13.77
<b>Total</b>	<b>8,167</b>	<b>7,594</b>	<b>\$1,430,838</b>	<b>\$188.42</b>	<b>8,167</b>	<b>7,872</b>	<b>\$1,514,900</b>	<b>\$192.18</b>	<b>9,075</b>	<b>8,102</b>	<b>\$1,670,667</b>	<b>\$205.95</b>	<b>908</b>	<b>230</b>	<b>\$155,767</b>	<b>\$13.77</b>
Discretionary - Appropriation	8,167	7,594	\$1,430,838	\$188.42	8,167	7,872	\$1,514,900	\$192.18	9,075	8,102	\$1,670,667	\$205.95	908	230	\$155,767	\$13.77

### Pay by Object Class

Pay Object Classes (Dollars in Thousands)	FY 2019 Enacted	FY 2020 Enacted	FY 2021 President's Budget	FY 2020 - FY 2021 Change
11.1 Full-time Permanent	\$804,158	\$844,674	\$919,234	\$74,560
11.3 Other than Full-Time Permanent	\$2,083	\$2,096	\$2,749	\$653
11.5 Other Personnel Compensation	\$178,088	\$181,273	\$230,902	\$49,629
11.8 Special Personal Services Payments	-	\$2,042	\$2,042	-
12.1 Civilian Personnel Benefits	\$446,509	\$484,815	\$515,740	\$30,925
<b>Total - Personnel Compensation and Benefits</b>	<b>\$1,430,838</b>	<b>\$1,514,900</b>	<b>\$1,670,667</b>	<b>\$155,767</b>
<b>Positions and FTE</b>				
Positions - Civilian	8,167	8,167	9,075	908
FTE - Civilian	7,594	7,872	8,102	230



## Pay Cost Drivers

Pay Cost Drivers <i>(Dollars in Thousands)</i>	FY 2019 Enacted			FY 2020 Enacted			FY 2021 President's Budget			FY 2020 to FY 2021 Total Changes		
	FTE	Amount	Rate	FTE	Amount	Rate	FTE	Amount	Rate	FTE	Amount	Rate
Criminal Investigators	5,439	\$1,219,073	\$224.14	5,615	\$1,287,929	\$229.37	5,793	\$1,422,111	\$245.50	178	\$134,182	\$16.13
Non-LEOs	2,155	\$211,765	\$98.27	2,257	\$226,971	\$100.56	2,309	\$248,556	\$107.65	52	\$21,585	\$7.09
<b>Total – Pay Cost Drivers</b>	<b>7,594</b>	<b>\$1,430,838</b>	<b>\$188.42</b>	<b>7,872</b>	<b>\$1,514,900</b>	<b>\$192.44</b>	<b>8,102</b>	<b>\$1,670,667</b>	<b>\$206.20</b>	<b>230</b>	<b>\$155,767</b>	<b>\$13.76</b>

### Explanation of Pay Cost Drivers

**Criminal Investigators (CIs):** HSI Domestic Investigations CIs support the largest and principal criminal investigative component of DHS in its efforts to investigate and combat TCOs, immigration violators, and other threats to the homeland. ICE requests additional CIs in FY 2021 to support increased technological and analytical capabilities, respond to expanded workload associated with the Southwest Border, and enhance investigations that protect the homeland from exploitation of trade, travel, and financial operations. Rate increase is due to pay raise in FY 2021.

**Non-Law Enforcement Officers (LEOs):** HSI Domestic Investigations non-LEOs are at the forefront of cyber investigations and provide mission-enhancing support to ongoing casework via administrative and analytical capabilities that boost LEO productivity. ICE requests additional non-LEOs in FY 2021 to scale with necessary growth in CI staff. Rate increase is due to pay raise in FY 2021.

## Domestic Investigations – PPA Level II

### Non Pay Budget Exhibits

#### Non Pay Summary

Organization (Dollars in Thousands)	FY 2019 Enacted	FY 2020 Enacted	FY 2021 President's Budget	FY 2020 to FY 2021 Total Changes
Domestic Investigations	\$228,097	\$254,510	\$321,319	\$66,809
<b>Total</b>	<b>\$228,097</b>	<b>\$254,510</b>	<b>\$321,319</b>	<b>\$66,809</b>
Discretionary - Appropriation	\$228,097	\$254,510	\$321,319	\$66,809

#### Non Pay by Object Class

Non-Pay Object Classes (Dollars in Thousands)	FY 2019 Enacted	FY 2020 Enacted	FY 2021 President's Budget	FY 2020 to FY 2021 Change
21.0 Travel and Transportation of Persons	\$29,947	\$30,951	\$31,853	\$902
22.0 Transportation of Things	\$954	\$954	\$954	-
23.2 Rental Payments to Others	\$754	\$754	\$754	-
23.3 Communications, Utilities, and Misc. Charges	\$20,828	\$17,794	\$17,941	\$147
25.1 Advisory and Assistance Services	\$32,073	\$38,996	\$38,996	-
25.2 Other Services from Non-Federal Sources	\$48,869	\$61,026	\$79,843	\$18,817
25.3 Other Goods and Services from Federal Sources	\$12,956	\$10,119	\$34,955	\$24,836
25.4 Operation and Maintenance of Facilities	\$6,466	\$6,466	\$6,466	-
25.6 Medical Care	\$10	\$10	\$10	-
25.7 Operation and Maintenance of Equipment	\$36,244	\$59,194	\$59,378	\$184
25.8 Subsistence & Support of Persons	\$87	\$87	\$87	-
26.0 Supplies and Materials	\$11,398	\$11,370	\$11,911	\$541
31.0 Equipment	\$12,887	\$2,165	\$23,547	\$21,382
32.0 Land and Structures	\$10,873	\$10,873	\$10,873	-
42.0 Insurance Claims and Indemnities	\$1,405	\$1,405	\$1,405	-
91.0 Unvouchered	\$2,346	\$2,346	\$2,346	-
<b>Total - Non Pay Object Classes</b>	<b>\$228,097</b>	<b>\$254,510</b>	<b>\$321,319</b>	<b>\$66,809</b>

**Non Pay Cost Drivers**

<b>Non Pay Cost Drivers</b> <i>(Dollars in Thousands)</i>	<b>FY 2019 Enacted</b>	<b>FY 2020 Enacted</b>	<b>FY 2021 President's Budget</b>	<b>FY 2020 to FY 2021 Total Changes</b>
Headquarters Contracts	\$103,881	\$61,026	\$79,843	\$18,817
Special Agents-in-Charge (SAC) Funding	\$19,624	\$46,308	\$67,556	\$21,248
Fleet / Fuel	\$7,415	\$10,574	\$10,574	-
Other Costs	\$97,177	\$136,602	\$163,346	\$26,744
<b>Total - Non Pay Cost Drivers</b>	<b>\$228,097</b>	<b>\$254,510</b>	<b>\$321,319</b>	<b>\$66,809</b>

**Explanation of Non Pay Cost Drivers**

**Headquarters Contracts:** Headquarters contracts provide support for investigative activities and include, but are not limited to, Title-III contracts and multiple tracking and data analysis systems. The increase between FY 2020 and FY 2021 is required to support additional wiretaps, RAVEn, and TECS modernization.

**SAC Funding:** SAC funding covers purchase card expenditures, post travel, and miscellaneous post obligations. The increase from FY 2020 to FY 2021 is associated with the proposed hiring.

**Fleet / Fuel:** Fleet/Fuel supports fuel and general maintenance costs for vehicles and the cost of retrofitting vehicles with tactical radios and safety equipment.

**Other Costs:** Other Costs include one-time charges (i.e., furniture, uniforms, phones, O&M for vehicles) to hire additional Law Enforcement Officers per FY 2021 enhancements.

## **Budget Activities**

### **Goal 1: Preventing Terrorism and Protecting the Homeland**

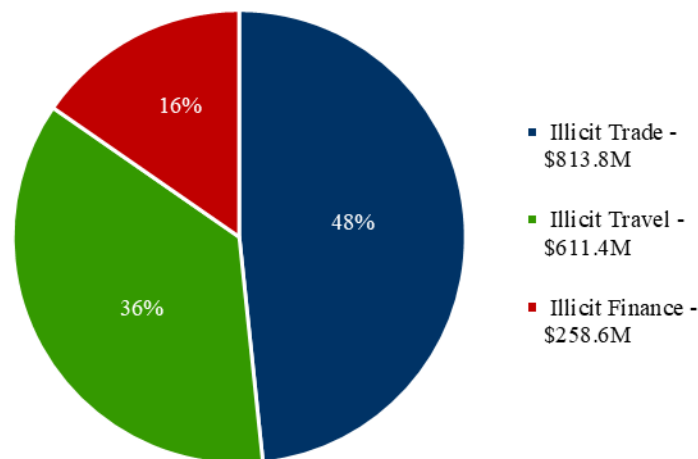
The protection of national security and countering terrorism are among HSI's top priorities. HSI prevents terrorism by disrupting the persons or networks seeking to exploit vulnerabilities in U.S. border security, exploit the immigration system, and circumvent customs laws. Primarily, HSI partners with Federal Bureau of Investigation (FBI) Headquarters' Counterterrorism Division (CTD) and their FBI-led Joint Terrorism Task Force (JTTF) to ensure that HSI authorities and capabilities are leveraged against terrorism subjects.

- *National Security Investigations Division (NSID)*: HSI is charged with executing a top DHS priority: preventing terrorist attacks against the United States. Within NSID are the following National Security Programs:
  - The National Security Unit (NSU) oversees, manages and supports all counterterrorism (CT) and counterintelligence (CI) investigations within ICE. NSU develops, facilitates, and implements policies in support of the CT and CI missions, and has programmatic oversight of HSI's engagement on the JTTF and within the CI mission space. In FY 2019, HSI initiated more than 350 terrorist investigations through its participation on JTTF. Of all FY 2019 terrorism-related disruptions, 79% were achieved with significant HSI involvement and, while HSI makes up less than 3% of the total JTTF workforce, 37% of all terrorism-related disruptions were led by HSI utilizing our exclusive authorities, signifying the prominent role that HSI plays in countering terrorism every day.
  - The Counterterrorism and Criminal Exploitation Unit (CTCEU), targets criminals and terrorists from exploiting the Nation's immigration system by investigating nonimmigrant visa holders who violate their immigration status.
  - The Human Rights Violators & War Crimes Unit (HRVWCU) targets foreign war criminals and human rights abusers who seek shelter from justice in the United States to ensure there is no safe haven for these violators. In FY 2019, HRVWCU's Human Rights Target Tracking Team (HRT3) lodged 851 lookouts (76,259 Lifetime) on known or suspected human rights violators. In 2019, and as a result of all lookouts placed by the HRT3, DHS successfully prevented the entry of fourteen (14) human rights violators and/or war criminals into the United States.
- *Counterproliferation Investigations*: HSI is the only Federal agency with full statutory and regulatory authority to both investigate and enforce all U.S. export laws, including those related to exports of military items, dual-use technology, controlled technical data, and the prevention of exports to sanctioned and embargoed countries, entities, and individuals. HSI agents pursue leads referred by State and local law enforcement, private industry, Customs and Border Protection (CBP) agents, and other Federal partners. HSI also conducts outreach to industry and higher education. In FY 2019, HSI initiated more than 1,500 investigations related to counterproliferation.

**Goal 2: Protecting the Homeland against Illicit Trade, Travel, and Finance**

To understand how HSI prevents the exploitation of the trade, travel, and financial systems of the United States, HSI's efforts can be grouped into three major investigative areas: Illicit Trade, Illicit Travel, and Illicit Finance. In addition to these major areas, HSI devotes a small portion of its funding to investigative support activities that enable HSI's special agents to successfully conduct their investigations. The graph below shows the allocation of Domestic Investigations' expenditures by investigative area in FY 2019:

**FY 2019 Domestic Investigations – Expenditures by Investigative Area**



Area #1: Illicit Trade: Illicit trade focuses on the flow of narcotics and other illicit or restricted goods entering and exiting the United States. This includes cyber-enabled crime, child exploitation, commercial trade fraud, drug smuggling, illicit procurement and trans-shipment, technology transfer, and falsely labeled commodities, particularly those that endanger public safety.

- *Commercial (Trade) Fraud and Intellectual Property Rights Investigations:* HSI is the lead Federal Agency investigating predatory and illegal trade practices. Intellectual property and commercial fraud investigations address the theft of innovations and technology, and other violations of U.S. trade laws, that can threaten U.S. economic stability, homeland security, and public health and safety. The HSI-led National Intellectual Property Rights Coordination Center (IPR Center) brings together 25 partner agencies in a task force setting to effectively leverage the resources, skills, and authorities of the partners and provide a comprehensive response to intellectual property theft. In FY 2019, HSI initiated approximately 850 investigations of intellectual property theft or commercial fraud related to more than \$550M worth of assets.

- *Contraband Smuggling Investigations:* HSI narcotics enforcement investigations focus on cross-border drug smugglers and the TCOs they support. HSI special agents have extensive knowledge of the border environment and the techniques smuggling organizations employ to transport contraband into the United States.
- *Interagency Task Forces:* HSI leads and participates in a variety of inter-agency task forces, including 105 HSI-led Border Enforcement Security Task Force (BEST) investigative groups at 69 locations throughout the United States, High Intensity Drug Trafficking Areas (HIDTA), Organized Crime Drug Enforcement Task Forces (OCDETF), and Special Operations Division (SOD). In FY 2019, HSI had 2,614 Federal, Tribal State, Local and Foreign task force officers assigned within HSI-led investigative groups, which resulted in the seizure of more than 12,400 lbs. of opioids.
- *Child Exploitation Investigations:* HSI's Victim Identification Program (VIP) combines technological and investigative capabilities to identify and rescue child victims of sexual exploitation. HSI's Angel Watch Center is a robust partnership with CBP, National Targeting Center – Passenger, and USMS to proactively identify and target known child sex offenders who are traveling to foreign countries. HSI provides this information to foreign law enforcement for action as deemed appropriate. As a result of the Abolish Human Trafficking Act of 2017, passed December 21, 2018, HSI is charged with administering and overseeing the Human Exploitation Rescue Operative (HERO) Child Rescue Corp for all of DHS. The HERO program provides U.S. veterans who have been injured, wounded, or are ill, with computer forensic training and a 10-month paid internship at an HSI office to support child exploitation investigations. At the end of the internship, many are hired as full-time HSI computer forensic analysts to continue their mission to combat child exploitation. In FY 2019, HSI initiated more than 4,400 investigations related to child exploitation.
- *Human Trafficking Investigations:* HSI's human trafficking investigations mission is to proactively identify, disrupt, and dismantle human trafficking organizations and minimize the risk they pose to national security and public safety. HSI achieves this by employing a victim-centered approach whereby equal value is placed on the identification, rescue and stabilization of victims, and on the deterrence, investigation, and prosecution of traffickers. HSI provides expertise, leadership, tips, and strategies to successfully combat human trafficking to law enforcement agencies at the local, tribal, State, and Federal levels as well as to foreign law enforcement, non-governmental organizations (NGOs), victim service providers, and private industry to protect victims, prosecute offenders, and prevent trafficking from occurring. In FY 2019, HSI initiated more than 1,000 human trafficking investigations resulting in over 2,100 criminal arrests. In FY 2019, HSI dedicated approximately \$57.0M for Human Trafficking Investigation efforts.
- *Cyber Investigations:* Corporations, businesses, and the U.S. government depend on the internet and IT systems to operate. This dependence increases vulnerability to cyber misuse and exploitation. The Cyber Crimes Unit, located within the ICE Cyber Crimes Center (C3), oversees HSI's cyber-related investigations and focuses on TCOs that use cyber capabilities to further their criminal enterprise. The unit provides training, investigative support, guidance in emerging cyber technologies, and subject matter expertise.

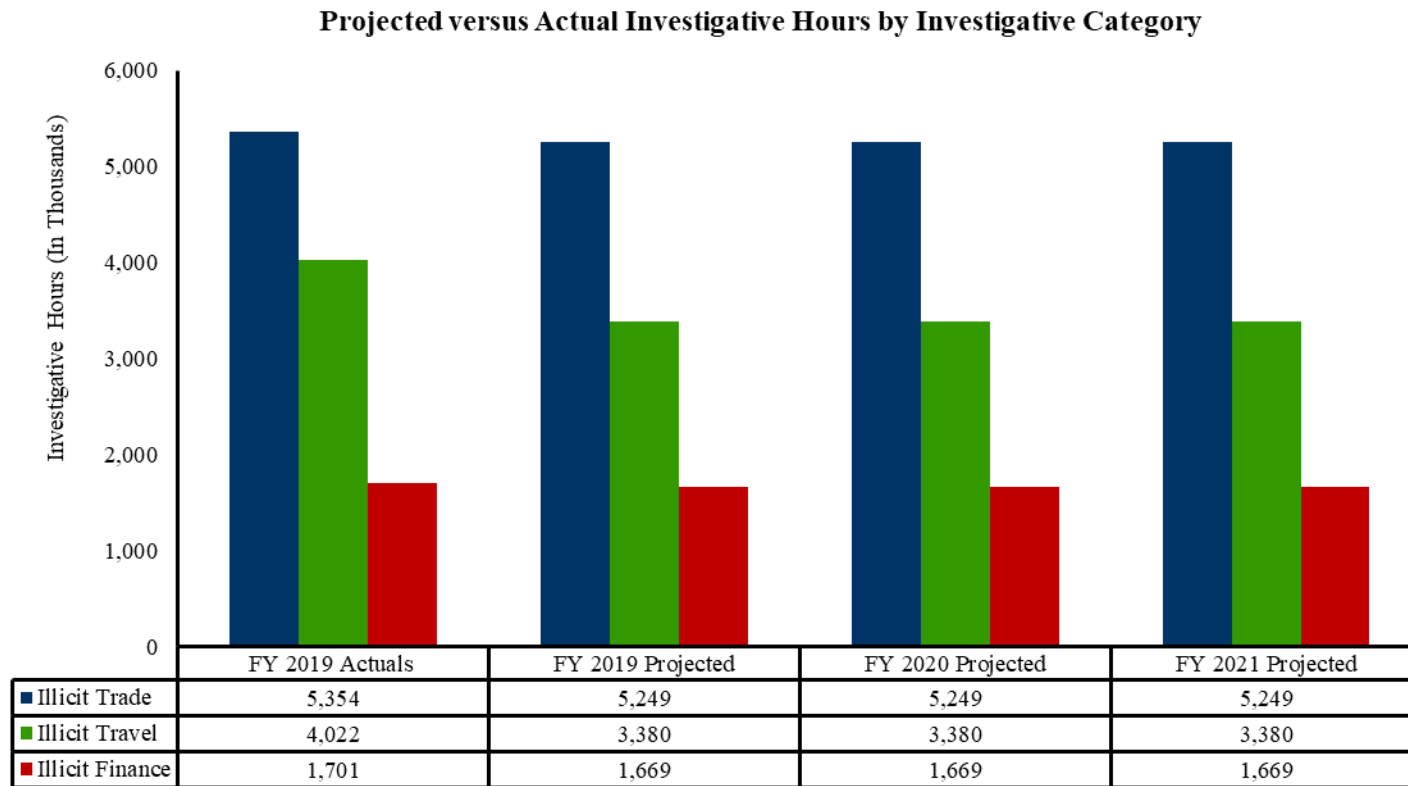
Area #2: Illicit Travel: Illicit travel focuses on the flow of individuals who cross the borders of the U.S. intending to exploit America’s immigration system or workforce. Their criminal activities compromise U.S. national and border security.

- *Human Smuggling*: Human smuggling threatens U.S. homeland security by allowing illegal aliens and/or persons seeking to harm the United States or its interests to enter the country. The Human Smuggling Unit (HSU) is responsible for identifying, disrupting, and dismantling criminal travel networks and human smuggling organizations. In FY 2019, HSI initiated more than 2,700 human smuggling investigations. The Extraterritorial Criminal Travel Strike Force (ECT), managed by the HSU, utilizes intelligence methodology to identify and target human smuggling organizations that smuggle special interest aliens who may threaten U.S. national security and public safety.

Area #3: Illicit Finance: Organized criminals transfer billions of dollars of illicit funds annually through the U.S. financial system to the detriment of the U.S. and global economies. As the only investigative agency with both border search authority and access to trade data, HSI is uniquely positioned to investigate financial crimes. Every criminal case that HSI investigates has a financial nexus and HSI financial crimes investigations focus on the criminal proceeds that fund TCOs: bulk cash smuggling; illegal money services; and other illicit financial exploitation.

- *Financial Investigations and Bulk Cash Smuggling Related to Other Criminal Activity*: HSI works to disrupt and dismantle illicit financial activity, including money laundering and bulk cash smuggling. TCOs manipulate legitimate banking, financial, and commercial trade systems to sustain and expand their operations. HSI recognizes that one of the most effective way to eliminate transnational crime is to cut off their sources of funding. HSI disrupts the financial activities of TCOs by collaborating with the private sector, regulatory agencies, international organizations, and law enforcement partners to build their capacity to identify and investigate complex financial crimes and money laundering. HSI also leads the Cornerstone Outreach Program, which detects and closes weaknesses that criminal networks exploit within the U.S. financial, trade, and transportation sectors. It also heads the Bulk Cash Smuggling Center (BCSC), an operational and investigative facility that provides real-time operational support to Federal, State, tribal, and local officers involved in the enforcement and interdiction of bulk cash smuggling or transfer of illicit proceeds. In FY 2019, HSI seized more than \$77M in bulk cash.

The graph below shows the actual and planned number of hours for each area in FY 2019, as well as the projected number of investigative hours HSI projects for each area in FY 2020 thru FY 2021:



### Goal 3: Preventing the Unlawful Exploitation of the Nation’s People by Violators of Immigration Laws

HSI, in coordination with CBP, enforces the borders and Ports of Entry (POEs) by apprehending aliens entering illegally. Within the United States, HSI protects the integrity of the immigration system by targeting fraud and abuse that undermine the U.S. immigration laws. HSI prioritizes the investigations of convicted criminal aliens and gang members.

- *Enforcing Worksite Compliance with Immigration Laws:* The employment of illegal aliens violates the INA and facilitates a host of other crimes including human smuggling, document fraud, identity theft, money laundering, and labor violations. The Worksite Enforcement Unit oversees



strategies to prevent the employment of undocumented workers. This unit creates a culture of business compliance through criminal arrests of employers, management of the I-9 Employment Eligibility Verification Form, and the ICE Mutual Agreement between Government and Employers (IMAGE) program. Cases involving national security or public safety concerns and allegations of egregious worker exploitation receive high priority.

- *Protecting the Public from Transnational Gang Members:* The National Gang Unit develops and implements anti-gang initiatives focused on violent criminal activities and crimes with a nexus to the border. HSI conducts organizational investigations under the Racketeer Influenced and Corrupt Organizations Act and the Violent Crimes in Aid of Racketeering statute.
- *Preventing Document and Benefit Fraud:* Identity and benefit fraud threatens homeland security and public safety by creating a vulnerability that may enable terrorists, criminals, and illegal aliens to circumvent border controls, gain entry, and remain in the United States. HSI leads 33 Document and Benefit Fraud Task Forces (DBFTFs) across the country that collaboratively deter, disrupt, and dismantle TCOs involved in identity and benefit fraud. The HSI Forensic Laboratory is a unique resource supporting efforts to combat document fraud in all programmatic areas. Through the National Lead Development Center (NLDC) as well as the numerous existing DBFTFs, HSI cooperates with USCIS to investigate leads arising from fraudulent immigration benefits applications. In FY 2019, HSI made over 2,100 arrests for identity and benefit fraud.

### **Key Issues**

The Key Issues section highlights priority issues facing HSI and outlines how HSI plans to combat these issues in FY 2021.

#### **Key FY 2021 Issue #1: The Opioid Crisis**

In FY 2019, ICE HSI seized 3,688 lbs. of fentanyl, a 35% increase over FY 2018. HSI has established a three-pronged approach to combating opioids: international partnerships, law enforcement collaboration, and undercover online operations. HSI is at the forefront of cyber investigations combating online marketplaces that facilitate the illicit purchase and shipment of opioids to the United States. HSI C3 provides increased capabilities, cyber analytics, and advanced training to cyber investigations targeting darknet illicit marketplaces where fentanyl and chemical precursors are often sold.

In addition to the HSI Cyber Division, HSI Border Enforcement Security Task Forces (BESTs) investigate opioid smuggling domestically. ICE currently operates BESTs in 69 locations throughout the United States. BESTs target opioid smuggling by leveraging the participation of more than 2,614 Federal, Tribal, State, local, and foreign law enforcement agents and officers representing over 200 LEAs. Along the Southwest Border (SWB), HSI expends a significant percentage of non-discretionary criminal investigative work hours and generates thousands of investigations in support of CBP enforcement efforts. SWB drug related cases from CBP make up 50% of HSI's total SWB non-discretionary hours toward drug smuggling cases. In FY 2019, HSI performed 387,000 hours of case work based on non-discretionary CBP inspection and port operations-sourced cases on the SWB. The impact of the CBP-sourced non-discretionary case work is evident in the 74% arrest rate for drug-related cases on the SWB.

HSI's intellectual property group leverages its relationship with the pharmaceutical industry to obtain actionable intelligence used to target the trafficking of counterfeit pharmaceuticals that contain opioids. For example, agents assigned to the National Cyber-Forensics and Training Alliance work with brand protection representatives to further develop investigative leads for HSI field offices.

The BCSC has developed a Cryptocurrency Intelligence Program (CIP) which identifies unlicensed money services businesses in the form of independent cryptocurrency brokers' use of peer-to-peer (P2P) sites, online forums and classified advertisements, and darknet markets (DNM) to engage in unlicensed money services businesses (MSB) activity. A large portion of these unlicensed MSBs are engaged in laundering narcotics proceeds, including opioid trafficking.

### **Key FY 2021 Issue #2: Gang Investigations**

In FY 2019, HSI made 3,886 criminal arrests and 455 administrative arrests of gang members. More specifically, ICE HSI made 337 criminal arrests and 115 administrative arrests of MS-13 gang members.

Through Operation Community Shield (OCS), HSI partners with other Federal, State, local, and tribal LEAs to target transnational gang members. Additionally, HSI and its DHS partners participate in an MS-13 Working Group to bridge intelligence gaps, eliminate redundancies, and convert intelligence into enforcement actions.

HSI's National Gang Unit (NGU) is a critical part of ICE's mission to bring the fight to TCOs by developing and implementing HSI's enforcement strategy targeting transnational criminal gangs. NGU develops intelligence on gang membership, associations, activities, and international movements. By tracing and seizing cash, weapons, and other assets derived from illicit activities, it also deters and disrupts gang operations. With assistance from State, local, tribal, and foreign law enforcement partners, NGU helps HSI locate, investigate, prosecute, and immediately remove gang members from neighborhoods and ultimately from the United States.

### **Key FY 2021 Issue #3: Worksite Enforcement**

HSI is responsible for the enforcement of laws associated with the employment of aliens. Since unlawful employment is a key magnet for illegal immigration, worksite enforcement is fundamentally linked to securing the border. Worksite enforcement helps to protect jobs for U.S. citizens and others who are lawfully employed, eliminates unfair competitive advantages for companies that hire an illegal workforce, and strengthens public safety and national security.

In FY 2019, the ICE HSI worksite enforcement program initiated 6,812 new investigations and conducted 6,456 Form I-9 inspections that resulted in 2,675 arrests (2,048 administrative arrests and 627 criminal arrests). HSI's worksite enforcement strategy focuses on protecting the Nation's critical infrastructure, reducing the demand for illegal employment, and protecting employment opportunities for the lawful workforce. This strategy uses enforcement (criminal arrests of employers and administrative arrest of employees), compliance (employment verification inspections, civil fines, and referrals for debarment), and outreach (IMAGE) to instill a culture of compliance and accountability.

To more effectively promote this culture of employer compliance, HSI will increase collaboration within HSI and ICE and cooperate more closely with external partners, including USCIS, IRS, SSA, DOL, DOJ, State and local agencies, and law enforcement. HSI will continue to initiate surge operations designed to increase the number of worksite audits conducted and ensure that businesses of all sizes and geographic areas are fully aware of HSI's worksite enforcement efforts. With millions of businesses operating in the United States, HSI needs increased training and staffing to achieve effective enforcement nationwide

In FY 2019, many offices had to reallocate their resources, dedicating additional manpower to focus on worksite investigations. The increase in new cases has already created a backlog of I-9 forms requiring audit and subsequent investigations. HSI has hired 90 Junior Compliance Officers (JCO) nationwide to assist auditors with the backlog. HSI is implementing more efficient procedures for the service of Notices of Inspections (NOIs) to businesses, including service via certified mail. HSI will conduct additional advanced worksite training classes at the Federal Law Enforcement Training Center (FLETC) and in the field. HSI is undertaking a major effort to automate I-9 Form audits. This automation tool known as HAWke will greatly enhance HSI's audit capabilities while releasing resources to conduct additional criminal worksite investigations. A test pilot of HAWke is anticipated to be rolled out to the field by mid-2020.

#### **Key FY 2021 Issue #4: Innovation and Optimizing Operational Support**

HSI is successful in disrupting and dismantling transnational criminal organizations because of the investigative support systems that enable agents to initiate, investigate, and complete their cases.

The Repository for Analytics in a Virtualized Environment (RAVEN) is an HSI developed Big Data Analytics platform and serves as the platform and analytic engine for the HSI Innovation Lab, with the mission of turning available data into valuable insights. This inhouse developed platform is unique, in that it utilizes best in class and open source technology, merges the latest in data management technologies and a flexible development philosophy that can quickly be adapted to the ever-changing landscape that is combating complex criminal organizations. RAVEn is dedicated to building reusable tools that are designed to be modular and focused at accomplishing a specific function.

The HSI Innovation Lab is powered by the RAVEn Analytic engine. The Lab is made up of small action teams comprised of operators (HSI agents and analysts) and developers. These teams are tasked with tackling focused problems that have a significant impact on operations. As tools and analytic methodologies are created, they will be saved and stored for use by other HSI operators and developers for future projects as well as remain available to be added to new methodologies as new trends and new problem sets are identified across all programmatic areas. The objective is to reduce overall cost and time to production by avoiding duplication of efforts across programmatic areas.

*International Operations – PPA Level II***Budget Comparison and Adjustments****Comparison of Budget Authority and Request**

Organization (Dollars in Thousands)	FY 2019 Enacted			FY 2020 Enacted			FY 2021 President's Budget			FY 2020 to FY 2021 Total Changes		
	Pos.	FTE	Amount	Pos.	FTE	Amount	Pos.	FTE	Amount	Pos.	FTE	Amount
International Operations	275	260	\$172,986	275	260	\$178,806	320	271	\$204,837	45	11	\$26,031
<b>Total</b>	<b>275</b>	<b>260</b>	<b>\$172,986</b>	<b>275</b>	<b>260</b>	<b>\$178,806</b>	<b>320</b>	<b>271</b>	<b>\$204,837</b>	<b>45</b>	<b>11</b>	<b>\$26,031</b>
Subtotal Discretionary - Appropriation	275	260	\$172,986	275	260	\$178,806	320	271	\$204,837	45	11	\$26,031

**PPA Level II Description**

The International Operations (IO) PPA Level II supports two major programs: International Investigations and the Visa Security Program (VSP). Funding for IO enables International Operations fields personnel in 78 locations, including 8 Department of Defense (DOD) Liaison Offices, in 52 countries, as well as including the United States, to conduct law enforcement activities and provide investigative support to domestic offices combating transnational crime. IO focuses on transnational criminal organizations (TCOs) engaged in human smuggling; the trafficking of humans, narcotics, money, firearms, and sensitive technologies; and the sexual exploitation of children, including child sex tourism. IO conducts international law enforcement operations and removals from the United States with foreign and domestic partners to promote good working relationships and greater national and international security. Through the VSP, IO assigns Homeland Security Investigations (HSI) special agents to diplomatic posts worldwide to conduct visa security activities and train Department of State (DOS) officers regarding threats and trends affecting visa adjudication.

## International Operations – PPA Level II

### Summary of Budget Changes

Budget Formulation Activity <i>(Dollars in Thousands)</i>	Positions	FTE	Amount
<b>FY 2019 Enacted</b>	<b>275</b>	<b>260</b>	<b>\$172,986</b>
<b>FY 2020 Enacted</b>	<b>275</b>	<b>260</b>	<b>\$178,806</b>
<b>FY 2021 Base Budget</b>	<b>275</b>	<b>260</b>	<b>\$178,806</b>
2020 Pay Raise	-	-	\$1,909
2021 Pay Raise	-	-	\$1,017
FERS Agency Contribution	-	-	\$780
Health Insurance	-	-	\$158
International Cooperative Administrative Support Services (ICASS)	-	-	\$2,708
<b>Total, Pricing Increases</b>	<b>-</b>	<b>-</b>	<b>\$6,572</b>
<b>Total Adjustments-to-Base</b>	<b>-</b>	<b>-</b>	<b>\$6,572</b>
<b>FY 2021 Current Services</b>	<b>275</b>	<b>260</b>	<b>\$185,378</b>
Awards Spending Increase	-	-	\$1,356
EO Staffing	45	11	\$18,103
<b>Total, Program Increases</b>	<b>45</b>	<b>11</b>	<b>\$19,459</b>
<b>FY 2021 Request</b>	<b>320</b>	<b>271</b>	<b>\$204,837</b>
<b>FY 2020 To FY 2021 Change</b>	<b>45</b>	<b>11</b>	<b>\$26,031</b>

## International Operations – PPA Level II Personnel Compensation and Benefits

### Pay Summary

Organization (Dollars in Thousands)	FY 2019 Enacted				FY 2020 Enacted				FY 2021 President's Budget				FY 2020 to FY 2021 Total			
	Pos.	FTE	Amount	Rate	Pos.	FTE	Amount	Rate	Pos.	FTE	Amount	Rate	Pos.	FTE	Amount	Rate
International Operations	275	260	\$80,497	\$309.6	275	260	\$83,202	\$320.01	320	271	\$92,231	\$340.34	45	11	\$9,029	\$20.33
<b>Total</b>	<b>275</b>	<b>260</b>	<b>\$80,497</b>	<b>\$309.6</b>	<b>275</b>	<b>260</b>	<b>\$83,202</b>	<b>\$320.01</b>	<b>320</b>	<b>271</b>	<b>\$92,231</b>	<b>\$340.34</b>	<b>45</b>	<b>11</b>	<b>\$9,029</b>	<b>\$20.33</b>
Discretionary - Appropriation	275	260	\$80,497	\$309.6	275	260	\$83,202	\$320.01	320	271	\$92,231	\$340.34	45	11	\$9,029	\$20.33

### Pay by Object Class

Pay Object Classes (Dollars in Thousands)	FY 2019 Enacted	FY 2020 Enacted	FY 2021 President's Budget	FY 2020 - FY 2021 Change
11.1 Full-time Permanent	\$36,439	\$37,382	\$41,148	\$3,766
11.3 Other than Full-Time Permanent	\$8,245	\$8,245	\$8,271	\$26
11.5 Other Personnel Compensation	\$9,679	\$9,948	\$12,873	\$2,925
12.1 Civilian Personnel Benefits	\$26,134	\$27,627	\$29,939	\$2,312
<b>Total - Personnel Compensation and Benefits</b>	<b>\$80,497</b>	<b>\$83,202</b>	<b>\$92,231</b>	<b>\$9,029</b>
<b>Positions and FTE</b>				
Positions - Civilian	275	275	320	45
FTE - Civilian	260	260	271	11

### Pay Cost Drivers

Pay Cost Drivers <i>(Dollars in Thousands)</i>	FY 2019 Enacted			FY 2020 Enacted			FY 2021 President's Budget			FY 2020 to FY 2021 Total Changes		
	FTE	Amount	Rate	FTE	Amount	Rate	FTE	Amount	Rate	FTE	Amount	Rate
Criminal Investigators	214	\$66,813	\$312.21	214	\$69,058	\$322.70	223	\$76,678	\$343.85	9	\$7,620	\$21.15
Non-LEOs	46	\$13,684	\$297.48	46	\$14,144	\$307.48	48	\$15,553	\$324.02	2	\$1,409	\$16.54
<b>Total – Pay Cost Drivers</b>	<b>260</b>	<b>\$80,497</b>	<b>\$309.60</b>	<b>260</b>	<b>\$83,202</b>	<b>\$320.01</b>	<b>271</b>	<b>\$92,231</b>	<b>\$340.34</b>	<b>11</b>	<b>\$9,029</b>	<b>\$20.33</b>

#### Explanation of Pay Cost Drivers

**Criminal Investigators (CIs):** HSI IO CIs conduct international law enforcement operations and removals from the United States with foreign and domestic partners. ICE requests additional CIs in FY 2021 to expand investigations and build foreign counterparts' capacity, including in Central America. Rate increase is due to FY 2021 pay raise.

**Non-Law Enforcement Officers (LEOs):** Non-LEOs provide logistical support to special agents and their families in about 50 countries worldwide. ICE requests additional non-LEOs in FY 2021 scale with revised hiring and ensure provision of mission-enhancing support to existing and new CIs. Rate increase is due to FY 2021 pay raise.

## International Operations – PPA Level II

### Non Pay Budget Exhibits

#### Non Pay Summary

Organization (Dollars in Thousands)	FY 2019 Enacted	FY 2020 Enacted	FY 2021 President's Budget	FY 2020 to FY 2021 Total Changes
International Operations	\$92,489	\$95,604	\$112,606	\$17,002
<b>Total</b>	<b>\$92,489</b>	<b>\$95,604</b>	<b>\$112,606</b>	<b>\$17,002</b>
Discretionary - Appropriation	\$92,489	\$95,604	\$112,606	\$17,002

#### Non Pay by Object Class

Non-Pay Object Classes (Dollars in Thousands)	FY 2019 Enacted	FY 2020 Enacted	FY 2021 President's Budget	FY 2020 to FY 2021 Change
21.0 Travel and Transportation of Persons	\$13,294	\$12,331	\$17,366	\$5,035
22.0 Transportation of Things	\$4,691	\$4,691	\$4,691	-
23.2 Rental Payments to Others	\$8,446	\$8,446	\$8,446	-
23.3 Communications, Utilities, and Misc. Charges	\$8,587	\$8,472	\$8,479	\$7
25.1 Advisory and Assistance Services	\$2,555	\$2,555	\$2,555	-
25.2 Other Services from Non-Federal Sources	\$39,232	\$42,551	\$45,263	\$2,712
25.3 Other Goods and Services from Federal Sources	\$13	\$2,578	\$8,759	\$6,181
25.4 Operation and Maintenance of Facilities	\$9	\$9	\$9	-
25.6 Medical Care	\$45	\$38	\$38	-
25.7 Operation and Maintenance of Equipment	\$601	\$595	\$607	\$12
26.0 Supplies and Materials	\$1,851	\$1,827	\$1,856	\$29
31.0 Equipment	\$12,923	\$11,269	\$14,295	\$3,026
91.0 Unvouchered	\$242	\$242	\$242	-
<b>Total - Non Pay Object Classes</b>	<b>\$92,489</b>	<b>\$95,604</b>	<b>\$112,606</b>	<b>\$17,002</b>



**Non Pay Cost Drivers**

<b>Non Pay Cost Drivers</b> <i>(Dollars in Thousands)</i>	<b>FY 2019 Enacted</b>	<b>FY 2020 Enacted</b>	<b>FY 2021 President's Budget</b>	<b>FY 2020 to FY 2021 Total Changes</b>
Department of State Charges	\$40,809	\$42,551	\$45,259	\$2,708
Permanent Change of Station	\$16,538	\$17,022	\$22,057	\$5,035
Housing Rent	\$13,011	\$16,918	\$17,436	\$518
Other Costs	\$22,131	\$19,113	\$27,854	\$8,741
<b>Total - Non Pay Cost Drivers</b>	<b>\$92,489</b>	<b>\$95,604</b>	<b>\$112,606</b>	<b>\$17,002</b>

**Explanation of Non Pay Cost Drivers**

**Department of State (DOS) Charges:** The Bureau of Overseas Building Operations assesses ICE its share of the cost of providing secure, safe, and functional facilities at U.S. embassies and consulates abroad. The increase from FY 2020 to FY 2021 is attributable to increased costs related to International Cooperative Administrative Support Services (ICASS). ICASS is the DOS mechanism whereby agencies pay for shared administrative services at U.S. embassies and consulates.

**Permanent Change of Station (PCS):** PCS includes the costs associated with relocating U.S. citizen employees assigned to U.S. missions abroad. The increase from FY 2020 to FY 2021 is attributed to hiring in FY 2021.

**Housing Rent:** U.S. citizen employees assigned to U.S. missions abroad may be provided housing in U.S. Government-owned or leased properties. The increase from FY 2020 to FY 2021 is attributed to hiring in FY 2021.

**Other Costs:** Other Costs one-time charges (i.e., furniture, uniforms, phones, O&M for vehicles) to hire additional Law Enforcement Officers per FY 2021 enhancements. The increase from FY 2020 to FY 2021 is attributed to hiring in FY 2021.

## Budget Activities

IO special agents investigate leads provided by HSI Domestic Operations and foreign counterparts, expanding HSI's investigative reach internationally. The graphic below displays IO's global footprint:



The HSI IO workforce includes special agents, ERO deportation officers, analysts, and support staff stationed around the world. This international force, which is DHS's largest investigative presence abroad, provides DHS with one of the largest international footprints in U.S. law enforcement. Utilizing its broad legal authority to enforce Federal statutes, IO partners with foreign law enforcement agencies (LEAs) to expand HSI's

investigative reach, targeting and dismantling drug smugglers, gangs, and other TCOs outside of the United States. By disrupting international TCOs and building the law enforcement capacity of foreign partners, IO prevents transnational illicit activity from reaching the United States.

IO personnel fuse criminal intelligence with foreign partner information to facilitate joint operations against common threats. To accomplish this mission, IO deploys the following programs:

**Biometric Identification Transnational Migration Alert Program (BITMAP):**

BITMAP collects biometric and biographic data of suspect individuals and makes it possible to search and enroll subjects in the three primary U.S. biometric databases simultaneously: DHS Automated Biometric Identification System (IDENT), FBI Next Generation Identification (NGI), and DOD Automated Biometric Information System (ABIS). IO uses this information to identify illicit pathways and emerging trends among extraterritorial criminal organizations, associate derogatory information with individuals, and identify known or suspected terrorists, criminals, and persons of interest.

**Transnational Criminal Investigative Units (TCIUs):**

TCIUs, currently operating in 13 countries, are bilateral, multidisciplinary investigative units led by ICE with foreign law enforcement membership. TCIUs serve as force multipliers, facilitating information exchange and rapid bilateral investigations. They enhance cooperation between HSI and host governments to identify, disrupt, and dismantle criminal enterprises that threaten regional stability and U.S. national security.

**Cultural Property, Arts, and Antiquities Program:**

This national investigative program targets illicit trade in cultural property from around the world. Through the program, HSI repatriates stolen and looted objects to their rightful owners and trains LEOs, including HSI special agents, customs officers, prosecutors, and international partners, in investigative techniques related to cultural property. Since 2007, the program has returned more than 12,000 artifacts and objects to their rightful owners and has trained more than 400 individuals in law enforcement.

**Visa Security Program (VSP):**

The ICE VSP assigns special agents to diplomatic posts across the globe to investigate and disrupt suspect travelers during the visa application process. The program serves as ICE's front line against terrorist and other criminal organizations seeking to gain entry to the United States. While other security efforts primarily focus on screening names against lists of known terrorist or criminal suspects, the VSP leverages HSI's investigative capabilities during the visa application process to identify threats before they reach the United States. Through VSP, deployed special agents utilize advanced analysis, interviews at post, and liaisons with host and domestic partners to identify and prevent the travel of suspect visa applicants. Deployed special agents also train DOS Consular Affairs (CA) staff regarding threats and trends affecting visa adjudication.

Through the Pre-Adjudicated Threat Recognition and Intelligence Operations Team (PATRIOT), administered by the HSI National Security Investigations Division (NSID), the VSP automated the screening of 100% of Non-Immigrant Visa applications at VSP posts prior to DOS adjudication. PATRIOT analysts, located in the National Capital Region, manually vet suspect visa applicants identified through the automated screening, and provide deployed HSI special agents with relevant information prior to conducting interviews and other investigative activities overseas. The VSP is a counterterrorism tool that investigates and disrupts the travel of illicit actors and mitigates threats posed by transnational terrorist and other criminal networks.

VSP operations are currently conducted at 38 visa-issuing posts in 28 countries.

***Intelligence – PPA Level II*****Budget Comparison and Adjustments****Comparison of Budget Authority and Request**

<b>Organization</b> <i>(Dollars in Thousands)</i>	<b>FY 2019 Enacted</b>			<b>FY 2020 Enacted</b>			<b>FY 2021 President's Budget</b>			<b>FY 2020 to FY 2021 Total Changes</b>		
	<b>Pos.</b>	<b>FTE</b>	<b>Amount</b>	<b>Pos.</b>	<b>FTE</b>	<b>Amount</b>	<b>Pos.</b>	<b>FTE</b>	<b>Amount</b>	<b>Pos.</b>	<b>FTE</b>	<b>Amount</b>
Intelligence	336	309	\$84,292	342	379	\$94,105	442	406	\$104,782	100	27	\$10,677
<b>Total</b>	<b>336</b>	<b>309</b>	<b>\$84,292</b>	<b>342</b>	<b>379</b>	<b>\$94,105</b>	<b>442</b>	<b>406</b>	<b>\$104,782</b>	<b>100</b>	<b>27</b>	<b>\$10,677</b>
Subtotal Discretionary - Appropriation	336	309	\$84,292	342	379	\$94,105	442	406	\$104,782	100	27	\$10,677

**PPA Level II Description**

HSI Intelligence PPA Level II collects, analyzes, and shares intelligence on illicit trade, travel, and financial activity within the United States in coordination with the DHS Intelligence Enterprise and the intelligence community. Intelligence maintains one of DHS's largest Agency-wide deployments of secure data communication connectivity and prepares ICE for Agency-wide continuity of operations, emergency response, and crisis management. Intelligence identifies tactics, techniques, and procedures to counter threats to public safety and national security while also ensuring officer safety.

## Intelligence – PPA Level II Summary of Budget Changes

Budget Formulation Activity <i>(Dollars in Thousands)</i>	Positions	FTE	Amount
<b>FY 2019 Enacted</b>	<b>336</b>	<b>309</b>	<b>\$84,292</b>
<b>FY 2020 Enacted</b>	<b>342</b>	<b>379</b>	<b>\$94,105</b>
<b>FY 2021 Base Budget</b>	<b>342</b>	<b>379</b>	<b>\$94,105</b>
2020 Pay Raise	-	-	\$2,171
2021 Pay Raise	-	-	\$1,137
Annualization of FY 2020 Enacted Positions	-	2	\$381
FERS Agency Contribution	-	-	\$758
Health Insurance	-	-	\$219
<b>Total, Pricing Increases</b>	<b>-</b>	<b>2</b>	<b>\$4,666</b>
Non-Recur for FY20 Enacted Positions	-	-	(\$28)
<b>Total, Pricing Decreases</b>	<b>-</b>	<b>-</b>	<b>(\$28)</b>
<b>Total Adjustments-to-Base</b>	<b>-</b>	<b>2</b>	<b>\$4,638</b>
<b>FY 2021 Current Services</b>	<b>342</b>	<b>381</b>	<b>\$98,743</b>
Awards Spending Increase	-	-	\$1,516
EO Staffing	100	25	\$4,523
<b>Total, Program Increases</b>	<b>100</b>	<b>25</b>	<b>\$6,039</b>
<b>FY 2021 Request</b>	<b>442</b>	<b>406</b>	<b>\$104,782</b>
<b>FY 2020 To FY 2021 Change</b>	<b>100</b>	<b>27</b>	<b>\$10,677</b>

## Intelligence – PPA Level II Personnel Compensation and Benefits

### Pay Summary

Organization (Dollars in Thousands)	FY 2019 Enacted				FY 2020 Enacted				FY 2021 President's Budget				FY 2020 to FY 2021 Total			
	Pos.	FTE	Amount	Rate	Pos.	FTE	Amount	Rate	Pos.	FTE	Amount	Rate	Pos.	FTE	Amount	Rate
Intelligence	336	309	\$67,548	\$218.6	342	379	\$76,931	\$202.98	442	406	\$86,541	\$213.16	100	27	\$9,610	\$10.18
<b>Total</b>	<b>336</b>	<b>309</b>	<b>\$67,548</b>	<b>\$218.6</b>	<b>342</b>	<b>379</b>	<b>\$76,931</b>	<b>\$202.98</b>	<b>442</b>	<b>406</b>	<b>\$86,541</b>	<b>\$213.16</b>	<b>100</b>	<b>27</b>	<b>\$9,610</b>	<b>\$10.18</b>
Discretionary - Appropriation	336	309	\$67,548	\$218.6	342	379	\$76,931	\$202.98	442	406	\$86,541	\$213.16	100	27	\$9,610	\$10.18

### Pay by Object Class

Pay Object Classes (Dollars in Thousands)	FY 2019 Enacted	FY 2020 Enacted	FY 2021 President's Budget	FY 2020 - FY 2021 Change
11.1 Full-time Permanent	\$48,170	\$54,269	\$59,823	\$5,554
11.3 Other than Full-Time Permanent	-	-	\$29	\$29
11.5 Other Personnel Compensation	\$3,701	\$3,818	\$5,988	\$2,170
12.1 Civilian Personnel Benefits	\$15,677	\$18,844	\$20,701	\$1,857
<b>Total - Personnel Compensation and Benefits</b>	<b>\$67,548</b>	<b>\$76,931</b>	<b>\$86,541</b>	<b>\$9,610</b>
<b>Positions and FTE</b>				
Positions - Civilian	336	342	442	100
FTE - Civilian	309	379	406	27

### Pay Cost Drivers

Pay Cost Drivers <i>(Dollars in Thousands)</i>	FY 2019 Enacted			FY 2020 Enacted			FY 2021 President's Budget			FY 2020 to FY 2021 Total Changes		
	FTE	Amount	Rate	FTE	Amount	Rate	FTE	Amount	Rate	FTE	Amount	Rate
Non-LEOs	298	\$65,049	\$218.29	368	\$74,610	\$202.74	395	\$84,109	\$212.93	27	\$9,499	\$10.19
Criminal Investigators	11	\$2,499	\$227.18	11	\$2,321	\$211.00	11	\$2,432	\$221.09	-	\$111	\$10.09
<b>Total - Pay Cost Drivers</b>	<b>309</b>	<b>\$67,548</b>	<b>\$218.60</b>	<b>379</b>	<b>\$76,931</b>	<b>\$202.98</b>	<b>406</b>	<b>\$86,541</b>	<b>\$213.16</b>	<b>27</b>	<b>\$9,610</b>	<b>\$10.17</b>

#### Explanation of Pay Cost Drivers

**Non-LEOs:** Non-LEO investigative support staff, such as Intelligence Research Specialists (IRSs), offer cost-effective, force-multiplying support to special agents without requiring the same high level of expertise or training. Non-LEOs requested in FY 2021 scale with revised LEO hiring. Rate increase due to FY 2021 pay raise.

**Criminal Investigators (CIs):** HSI Intelligence CIs collect, analyze, and share intelligence on illicit trade, travel, and financial activity. Other HSI CIs, along with DHS and intelligence community partners, use this intelligence to counter threats to public safety and national security. Rate increase due to FY 2021 pay raise.



## Intelligence – PPA Level II Non Pay Budget Exhibits

### Non Pay Summary

Organization (Dollars in Thousands)	FY 2019 Enacted	FY 2020 Enacted	FY 2021 President's Budget	FY 2020 to FY 2021 Total Changes
Intelligence	\$16,744	\$17,174	\$18,241	\$1,067
<b>Total</b>	<b>\$16,744</b>	<b>\$17,174</b>	<b>\$18,241</b>	<b>\$1,067</b>
Discretionary - Appropriation	\$16,744	\$17,174	\$18,241	\$1,067

### Non Pay by Object Class

Non-Pay Object Classes (Dollars in Thousands)	FY 2019 Enacted	FY 2020 Enacted	FY 2021 President's Budget	FY 2020 to FY 2021 Change
21.0 Travel and Transportation of Persons	\$3,232	\$3,858	\$3,949	\$91
22.0 Transportation of Things	\$123	\$123	\$123	-
23.3 Communications, Utilities, and Misc. Charges	\$174	\$74	\$92	\$18
25.1 Advisory and Assistance Services	\$7,978	\$8,514	\$8,514	-
25.2 Other Services from Non-Federal Sources	\$942	\$261	\$270	\$9
25.3 Other Goods and Services from Federal Sources	\$1,185	\$1,755	\$2,262	\$507
25.7 Operation and Maintenance of Equipment	\$1,789	\$1,723	\$1,723	-
26.0 Supplies and Materials	\$292	\$412	\$493	\$81
31.0 Equipment	\$1,029	\$454	\$815	\$361
<b>Total - Non Pay Object Classes</b>	<b>\$16,744</b>	<b>\$17,174</b>	<b>\$18,241</b>	<b>\$1,067</b>

**Non Pay Cost Drivers**

<b>Non Pay Cost Drivers</b> <i>(Dollars in Thousands)</i>	<b>FY 2019 Enacted</b>	<b>FY 2020 Enacted</b>	<b>FY 2021 President's Budget</b>	<b>FY 2020 to FY 2021 Total Changes</b>
Intelligence Systems	\$505	\$8,775	\$8,784	\$9
Other Costs	\$12,605	\$5,778	\$5,887	\$109
Contract Support	\$2,124	\$1,755	\$2,262	\$507
Classified Connectivity	\$1,510	\$866	\$1,308	\$442
<b>Total - Non Pay Cost Drivers</b>	<b>\$16,744</b>	<b>\$17,174</b>	<b>\$18,241</b>	<b>\$1,067</b>

**Explanation of Non Pay Cost Drivers**

**Intelligence Systems:** Intelligence Systems costs directly support Intelligence efforts (e.g., Falcon, Big Data Environment (BDE), CBP Analytical Framework for Intelligence (AFI), etc.). The increase from FY 2020 to FY 2021 is attributed to hiring in FY 2021.

**Contract Support:** Contract Support provides funds for HSI Intelligence field offices and headquarters activities (e.g., Intelligence Research Specialist (IRS) Career Path Development/Support, data analysis support from the DOD Joint Improvised Defeat Organization, etc.). The increase from FY 2020 to FY 2021 is attributed to hiring in FY 2021.

**Classified Connectivity:** Classified Connectivity costs support deployment of SECRET and TS/SCI systems across the Agency. The increase from FY 2020 to FY 2021 is attributed to hiring in FY 2021.

**Other Costs:** Other Costs include one-time charges (i.e., furniture, uniforms, phones, O&M for vehicles) to hire additional Law Enforcement Officers per FY 2021 enhancements. The increase from FY 2020 to FY 2021 is attributed to hiring in FY 2021.

**Budget Activities**

HSI Intelligence activities include field-level investigative case support from over 700 Intelligence Research Specialists (IRSs). IRSs support ongoing investigations through database checks, telephone record checks, analyses of criminal network linkages, interviews, warrant preparation, and other activities. These activities are critical to a successful investigation, but do not always require the expertise of a highly trained special agent. IRSs enable special agents to focus on the core of the investigation. The mission-specific training and capabilities of IRSs are a force multiplier for HSI field offices. Over the past twelve months, Criminal Analysts (CA) directly supported approximately 12% of all domestic investigative cases, which accounted for a disproportionate 33% of all domestic criminal arrests. Analyses of investigative workload and outcome data in FY 2018 and FY 2019 show that criminal arrests are twice as likely in cases that receive CA investigative support than in cases that do not.

In addition to IRSs, the Intelligence Level II PPA funds the following organizational units:

**Intelligence Integration and Emergency Management Operations Division (IEMOD):**

IEMOD ensures ICE is capable of maintaining operational viability and resiliency during catastrophic events and integrates intelligence, operational, and public reporting to provide agency wide situational awareness and/or disseminate investigative leads. IEMOD's primary goals are to eliminate redundancies and create efficiencies in the overall HSI Intelligence operational footprint, unify command and control structures, ensure consistency and accuracy in reporting, and foster "best practices" in emergency management during both "steady states" and "crisis states." The IEMOD is made up of the Emergency Management Unit (EMU), Joint Intelligence Operations Center (JIOC), and the HSI Tip Line.

Emergency Management Unit (EMU): The Emergency Management Unit (EMU) serves as the Agency lead for continuity, coordination, and response activities including emergency operations and significant incidents; and provides support to National Special Security Event EMU serves as ICE's lead for continuity and coordination of operations, emergency planning and response, and crisis management and communications.

Joint Intelligence Operations Center (JIOC): The Joint Intelligence Operations Center (JIOC) synchronizes operational information and intelligence capabilities, streamline situational awareness and facilitate rapid and responsible information exchange across "all classification levels" to ICE leadership and all ICE expands and maintains global situational awareness for ICE. JIOC manages the 24/7 Watch Operation Section that receives, coordinates, and disseminates classified and unclassified information and facilitates the exchange of law enforcement and national intelligence between ICE Directorates, leadership, and the Department. Through this watch, the JIOC provides timely, accurate, and relevant information concerning mission-related events, threats, and actions to senior leaders in nearly real-time through event tracking, situation monitoring, and information management. Additionally, the JIOC provides a mechanism to responsibly share information with the Department and other Federal, State, and local partners through a "single point of service" consistent with DHS operational reporting standards and information sharing policies.

HSI Tip Line: The HSI Tip Line, the only public tip intake center within DHS, receives, analyzes, documents, and disseminates investigative leads that apply to the more than 400 Federal statutes under the ICE mission and authorities. HSI Tip Line serves as a 24/7 national center to receive, analyze, document, and disseminate investigative leads to the appropriate ICE and/or other DHS field offices in support of the overall DHS mission to protect the homeland. The HSI Tip Line receives trafficking related leads, some potentially from victims themselves. All trafficking leads are

handled as high priority leads, and the Tip Line contacts a duty agent in the appropriate area of responsibility for further review and investigation as appropriate. There are several key human trafficking initiatives for which the Tip Line plays an important role:

- The Blue Lightning Initiative (BLI), led by the DHS, CBP, and the Department of Transportation, is an element of the DHS Blue Campaign. The BLI trains airline personnel to identify potential traffickers and human trafficking victims, and to report their suspicions to Federal law enforcement. The HSI Tip Line is the DHS Blue Campaign's primary point of contact for the public to report law enforcement leads of suspected human trafficking. The HSI Tip Line is also the primary point of contact specifically for airline personnel to report suspected human trafficking for the BLI.
- The Strategic Trafficking Outreach Program (STOP) is a new HSI driven initiative to mitigate trafficking by engaging key industries and raising public awareness to recognize and report trafficking. Pamphlets have been created specifically for the health care industry, the transportation industry and the public at large for the STOP initiative. These are made available at HSI-provided trainings and other events. The HSI Tip Line toll-free phone number is the primary point of contact listed on these materials.

**Collections Division (CD):**

CD is responsible for collecting and sharing information of intelligence value, leveraging U.S. government resources to fill information gaps, protecting the agency from threats, and conducting law enforcement technical collection activities. To execute the aforementioned tasks, the Collection Division: reduces strategic surprise and provides support to operations by identifying and closing our agency's information gaps through the aggressive and responsible collection of information gaps through the congressionally-mandated reporting of ICE-origin intelligence; provides counterintelligence and protective intelligence awareness, education, reporting, and referral services to the agency; and engages in sophisticated technical collection activities in support of maritime counternarcotics efforts.

CD serves as the official bridge between ICE and the Intelligence Community. CD also provides guidance, oversight, and protection to ICE personnel who consume, collect or report intelligence information. CD collects and shares information of value derived from ICE operations, harnesses U.S. Government resources to fill ICE information gaps, protects the Agency from counterintelligence threats, and conducts law enforcement technical collection (LETC) activities. CD serves as the executive office for ICE counterintelligence awareness, education, and defensive measures meant to protect personnel and the Agency from hostile intelligence collectors. CD also designs tailored collection strategies and reports both raw intelligence and tailored products. In addition to supporting intelligence community requests and requirements through the ICE Request for Information (RFI), CD also manages ICE's Technical Intelligence Center where LETC operations cue the tactical interdiction and investigation of illicit trafficking bound for the United States. CD is comprised of the Analysis Division, Enterprise Services Division (ESD), Joint Task Force-Intelligence (JTF-I), Human Smuggling Cell (HSC), and the Human Smuggling and Trafficking Center (HSTC).

Analysis Division: The Criminal Analysis and Production Division's mission is to consistently produce timely, comprehensive and accurate criminal analysis that enables criminal investigators to identify, prioritize, disrupt and dismantle terrorist, transnational, and other criminal organizations that threaten or seek to exploit the customs and immigration laws of the United States. The Analysis Division conducts strategic analysis by synthesizing classified intelligence, law enforcement information, and open-source reporting.

Enterprise Services Division (ESD): ESD facilitates the deployment of classified data connectivity throughout ICE, delivers intelligence training, and coordinates intelligence activities with internal and external stakeholders.

Joint Task Force-Intelligence (JTF-I): JTF-I works with the ICE Intelligence and SAC Intelligence Programs across the joint operating area. HSI personnel assigned to JTF-I identify the top transnational criminal organizations (TCOs) and networks that aim to destabilize communities and degrade national security.

Human Smuggling Cell (HSC): HSC is an interagency platform led by ICE Intelligence to coordinate and integrate human smuggling intelligence and law enforcement information. HSC develops a comprehensive threat picture that drives law enforcement to disrupt human smuggling networks.

Human Smuggling and Trafficking Center (HSTC): HSTC integrates and disseminates interagency intelligence to prevent human trafficking. HSTC brings together experienced Federal interagency specialists to convert intelligence into effective policies and diplomatic actions.

***Enforcement and Removal Operations – PPA*****Budget Comparison and Adjustments****Comparison of Budget Authority and Request**

Organization (Dollars in Thousands)	FY 2019 Enacted			FY 2020 Enacted			FY 2021 President's Budget			FY 2020 to FY 2021 Total Changes		
	Pos.	FTE	Amount	Pos.	FTE	Amount	Pos.	FTE	Amount	Pos.	FTE	Amount
Custody Operations	5,324	5,252	\$3,170,845	5,324	5,355	\$3,142,520	6,171	5,567	\$4,137,380	847	212	\$994,860
Fugitive Operations	792	783	\$125,969	792	783	\$139,622	1,219	890	\$194,602	427	107	\$54,980
Criminal Alien Program	1,689	1,651	\$219,074	1,689	1,651	\$265,228	2,812	1,932	\$415,223	1,123	281	\$149,995
Alternatives to Detention	327	304	\$274,621	327	467	\$319,213	627	542	\$353,941	300	75	\$34,728
Transportation and Removal Program	69	65	\$483,348	69	65	\$562,450	164	89	\$603,475	95	24	\$41,025
<b>Total</b>	<b>8,201</b>	<b>8,055</b>	<b>\$4,273,857</b>	<b>8,201</b>	<b>8,321</b>	<b>\$4,429,033</b>	<b>10,993</b>	<b>9,020</b>	<b>\$5,704,621</b>	<b>2,792</b>	<b>699</b>	<b>\$1,275,588</b>
Subtotal Discretionary - Appropriation	8,201	8,055	\$4,273,857	8,201	8,321	\$4,429,033	10,993	9,020	\$5,704,621	2,792	699	\$1,275,588

**PPA Level I Description**

Enforcement and Removal Operations (ERO) enforces the Nation's immigration laws by identifying and apprehending removable aliens, detaining apprehended individuals when necessary, and removing them from the United States in a manner consistent with legal processes and procedures. ERO carries out its mission through a range of programs and activities that focus on identifying and prioritizing the removal of recent border crossers and those individuals posing the most significant threats to national security or public safety, including aliens convicted of crimes.

ERO operates in a dynamic and shifting immigration landscape. As such, ERO works with other DHS components, States, counties, and localities across the United States to uphold U.S. immigration laws at, within, and beyond the borders through efficient enforcement and removal operations.



This PPA contains the following Level II PPAs:

**Custody Operations:** Custody Operations oversees the immigration detention system and manages the cases of detainees undergoing proceedings and, if applicable, removal.

**Fugitive Operations:** Fugitive Operations identifies, locates, and arrests removable aliens in the United States.

**Criminal Alien Program (CAP):** CAP apprehends and removes criminal aliens at-large or incarcerated within Federal, State, and local prisons and jails.

**Alternatives to Detention (ATD):** ATD supervises certain individuals using a combination of home and office visits, alert response, court tracking, and monitoring technology as alternatives to detention, allowing participating individuals to remain in their communities while their cases are processed.

**Transportation and Removal Program (TRP):** TRP coordinates the safe and secure transportation of aliens who either are subject to final orders of removal or require transfer within the United States.

## Enforcement and Removal Operations – PPA

### Budget Authority and Obligations

<b>Budget Authority</b> <i>(Dollars in Thousands)</i>	<b>FY 2019</b>	<b>FY 2020</b>	<b>FY 2021</b>
<b>Enacted/Request</b>	<b>\$4,273,857</b>	<b>\$4,429,033</b>	<b>\$5,704,621</b>
Carryover and/or Recoveries (Actual/Estimates/Projections)	\$100	\$35,218	-
Rescissions to Current Year/Budget Year	(\$463)	-	-
Net Sequestered Resources	-	-	-
Reprogrammings/Transfers	\$153,999	-	-
Supplementals	\$180,528	-	-
<b>Total Budget Authority</b>	<b>\$4,608,021</b>	<b>\$4,464,251</b>	<b>\$5,704,621</b>
Collections – Reimbursable Resources	\$5,871	\$5,871	\$5,871
<b>Total Budget Resources</b>	<b>\$4,613,892</b>	<b>\$4,470,122</b>	<b>\$5,710,492</b>
Obligations (Actual/Estimates/Projections)	\$4,570,534	\$4,470,122	\$5,710,492
<b>Personnel: Positions and FTE</b>			
Enacted/Request Positions	8,201	8,201	10,993
Enacted/Request FTE	8,055	8,321	9,020
<b>Onboard and Actual FTE; Includes Collections - Reimbursable Resources</b>			
Onboard (Actual/Estimates/Projections)	7,861	8,201	10,993
FTE (Actual/Estimates/Projections)	7,757	8,321	9,020



Enforcement and Removal Operations – PPA  
Collections Reimbursable Resources

Collections <i>(Dollars in Thousands)</i>		FY 2019 Enacted			FY 2020 Enacted			FY 2021 President's Budget		
		Pos.	FTE	Amount	Pos.	FTE	Amount	Pos.	FTE	Amount
Department of Homeland Security - U.S. Customs and Border Protection	Source	-	-	\$4,200	-	-	\$4,200	-	-	\$4,200
Department of State - Department of State	Source	-	-	\$1,671	-	-	\$1,671	-	-	\$1,671
Total Collections		-	-	\$5,871	-	-	\$5,871	-	-	\$5,871

## Enforcement and Removal Operations – PPA

### Summary of Budget Changes

Budget Formulation Activity <i>(Dollars in Thousands)</i>	Positions	FTE	Amount
<b>FY 2019 Enacted</b>	<b>8,201</b>	<b>8,055</b>	<b>\$4,273,857</b>
<b>FY 2020 Enacted</b>	<b>8,201</b>	<b>8,321</b>	<b>\$4,429,033</b>
<b>FY 2021 Base Budget</b>	<b>8,201</b>	<b>8,321</b>	<b>\$4,429,033</b>
Transfer for C-LAN from ICE/O&S/MS to A&O	-	-	(\$1,764)
<b>Total Transfers</b>	-	-	<b>(\$1,764)</b>
2020 Pay Raise	-	-	\$43,969
2021 Pay Raise	-	-	\$23,096
Adult Bed Rate Adjustment	-	-	\$14,534
Family Bed Rate Adjustment	-	-	\$1,010
FERS Agency Contribution	-	-	\$17,927
Health Insurance	-	-	\$4,977
TRP Removal Cost	-	-	\$14,695
<b>Total, Pricing Increases</b>	-	-	<b>\$120,208</b>
<b>Total Adjustments-to-Base</b>	-	-	<b>\$118,444</b>
<b>FY 2021 Current Services</b>	<b>8,201</b>	<b>8,321</b>	<b>\$4,547,477</b>
Adult Bed Increase to 55,000 ADP	-	-	\$558,079
Awards Spending Increase	-	-	\$30,795
Detention Oversight Hiring	525	131	\$50,010
EO Staffing	1,887	473	\$187,014
ERO Intelligence and Counterterrorism Engagement	50	13	\$6,379
Family Bed Increase to 5,000 ADP	-	-	\$152,327
Migrant Protection Protocol (MPP)	-	-	\$126,000
Non-Detained Docket Case Management	225	56	\$21,908
PERC Expansion	93	23	\$23,557
T-8	12	3	\$1,075
<b>Total, Program Increases</b>	<b>2,792</b>	<b>699</b>	<b>\$1,157,144</b>
<b>FY 2021 Request</b>	<b>10,993</b>	<b>9,020</b>	<b>\$5,704,621</b>
<b>FY 2020 To FY 2021 Change</b>	<b>2,792</b>	<b>699</b>	<b>\$1,275,588</b>

## Enforcement and Removal Operations – PPA

### Personnel Compensation and Benefits

#### Pay Summary

Organization (Dollars in Thousands)	FY 2019 Enacted				FY 2020 Enacted				FY 2021 President's Budget				FY 2020 to FY 2021 Total			
	Pos.	FTE	Amount	Rate	Pos.	FTE	Amount	Rate	Pos.	FTE	Amount	Rate	Pos.	FTE	Amount	Rate
Custody Operations	5,324	5,252	\$861,648	\$163.95	5,324	5,355	\$896,756	\$167.35	6,171	5,567	\$1,000,572	\$179.63	847	212	\$103,816	\$12.28
Fugitive Operations	792	783	\$118,127	\$150.86	792	783	\$131,780	\$168.3	1,219	890	\$157,520	\$176.99	427	107	\$25,740	\$8.69
Criminal Alien Program	1,689	1,651	\$196,346	\$118.93	1,689	1,651	\$240,500	\$145.67	2,812	1,932	\$299,975	\$155.27	1,123	281	\$59,475	\$9.6
Alternatives to Detention	327	304	\$57,071	\$187.73	327	467	\$78,935	\$169.03	627	542	\$93,843	\$173.14	300	75	\$14,908	\$4.11
Transportation and Removal Program	69	65	\$24,890	\$382.92	69	65	\$32,228	\$495.82	164	89	\$37,186	\$417.82	95	24	\$4,958	(\$78)
<b>Total</b>	<b>8,201</b>	<b>8,055</b>	<b>\$1,258,082</b>	<b>\$156.11</b>	<b>8,201</b>	<b>8,321</b>	<b>\$1,380,199</b>	<b>\$165.8</b>	<b>10,993</b>	<b>9,020</b>	<b>\$1,589,096</b>	<b>\$176.11</b>	<b>2,792</b>	<b>699</b>	<b>\$208,897</b>	<b>\$10.31</b>
Discretionary - Appropriation	8,201	8,055	\$1,258,082	\$156.11	8,201	8,321	\$1,380,199	\$165.8	10,993	9,020	\$1,589,096	\$176.11	2,792	699	\$208,897	\$10.31

#### Pay by Object Class

Pay Object Classes (Dollars in Thousands)	FY 2019 Enacted	FY 2020 Enacted	FY 2021 President's Budget	FY 2020 - FY 2021 Change
11.1 Full-time Permanent	\$643,846	\$729,480	\$834,531	\$105,051
11.3 Other than Full-Time Permanent	\$4,332	\$4,332	\$4,933	\$601
11.5 Other Personnel Compensation	\$246,293	\$249,919	\$309,226	\$59,307
11.8 Special Personal Services Payments	\$579	\$579	\$579	-
12.1 Civilian Personnel Benefits	\$363,032	\$395,889	\$439,827	\$43,938
<b>Total - Personnel Compensation and Benefits</b>	<b>\$1,258,082</b>	<b>\$1,380,199</b>	<b>\$1,589,096</b>	<b>\$208,897</b>
<b>Positions and FTE</b>				
Positions - Civilian	8,201	8,201	10,993	2,792
FTE - Civilian	8,055	8,321	9,020	699

## Enforcement and Removal Operations – PPA

### Non Pay Budget Exhibits

#### Non Pay Summary

Organization (Dollars in Thousands)	FY 2019 Enacted	FY 2020 Enacted	FY 2021 President's Budget	FY 2020 to FY 2021 Total Changes
Custody Operations	\$2,309,197	\$2,245,764	\$3,136,808	\$891,044
Fugitive Operations	\$7,842	\$7,842	\$37,082	\$29,240
Criminal Alien Program	\$22,728	\$24,728	\$115,248	\$90,520
Alternatives to Detention	\$217,550	\$240,278	\$260,098	\$19,820
Transportation and Removal Program	\$458,458	\$530,222	\$566,289	\$36,067
<b>Total</b>	<b>\$3,015,775</b>	<b>\$3,048,834</b>	<b>\$4,115,525</b>	<b>\$1,066,691</b>
Discretionary - Appropriation	\$3,015,775	\$3,048,834	\$4,115,525	\$1,066,691

**Non Pay by Object Class**

<b>Non-Pay Object Classes</b> <i>(Dollars in Thousands)</i>	<b>FY 2019 Enacted</b>	<b>FY 2020 Enacted</b>	<b>FY 2021 President's Budget</b>	<b>FY 2020 to FY 2021 Change</b>
21.0 Travel and Transportation of Persons	\$462,574	\$535,356	\$538,002	\$2,646
22.0 Transportation of Things	\$3,639	\$3,639	\$33,291	\$29,652
23.2 Rental Payments to Others	\$1,449	\$1,449	\$1,449	-
23.3 Communications, Utilities, and Misc. Charges	\$14,755	\$13,646	\$14,095	\$449
24.0 Printing and Reproduction	\$1	\$1	\$1	-
25.1 Advisory and Assistance Services	\$261,900	\$286,691	\$397,734	\$111,043
25.2 Other Services from Non-Federal Sources	\$41,950	\$39,692	\$60,382	\$20,690
25.3 Other Goods and Services from Federal Sources	\$7,304	\$6,704	\$64,686	\$57,982
25.4 Operation and Maintenance of Facilities	\$2,079,007	\$2,029,586	\$2,650,021	\$620,435
25.6 Medical Care	\$64,740	\$57,477	\$149,323	\$91,846
25.7 Operation and Maintenance of Equipment	\$14,615	\$14,419	\$16,126	\$1,707
25.8 Subsistence & Support of Persons	\$7,053	\$7,053	\$7,053	-
26.0 Supplies and Materials	\$46,856	\$45,591	\$55,585	\$9,994
31.0 Equipment	\$5,128	\$2,726	\$122,973	\$120,247
32.0 Land and Structures	\$3,420	\$3,420	\$3,420	-
42.0 Insurance Claims and Indemnities	\$1,384	\$1,384	\$1,384	-
<b>Total - Non Pay Object Classes</b>	<b>\$3,015,775</b>	<b>\$3,048,834</b>	<b>\$4,115,525</b>	<b>\$1,066,691</b>

**Non Pay by Object Class**

<b>Non-Pay Object Classes</b> <i>(Dollars in Thousands)</i>	<b>FY 2019 Enacted</b>	<b>FY 2020 Enacted</b>	<b>FY 2021 President's Budget</b>	<b>FY 2020 to FY 2021 Change</b>
21.0 Travel and Transportation of Persons	\$462,574	\$535,356	\$538,002	\$2,646
22.0 Transportation of Things	\$3,639	\$3,639	\$33,291	\$29,652
23.2 Rental Payments to Others	\$1,449	\$1,449	\$1,449	-
23.3 Communications, Utilities, and Misc. Charges	\$14,755	\$13,646	\$14,095	\$449
24.0 Printing and Reproduction	\$1	\$1	\$1	-
25.1 Advisory and Assistance Services	\$261,900	\$286,691	\$397,734	\$111,043
25.2 Other Services from Non-Federal Sources	\$41,950	\$39,692	\$60,382	\$20,690
25.3 Other Goods and Services from Federal Sources	\$7,304	\$6,704	\$64,686	\$57,982
25.4 Operation and Maintenance of Facilities	\$2,079,007	\$2,029,586	\$2,650,021	\$620,435
25.6 Medical Care	\$64,740	\$57,477	\$149,323	\$91,846
25.7 Operation and Maintenance of Equipment	\$14,615	\$14,419	\$16,126	\$1,707
25.8 Subsistence & Support of Persons	\$7,053	\$7,053	\$7,053	-
26.0 Supplies and Materials	\$46,856	\$45,591	\$55,585	\$9,994
31.0 Equipment	\$5,128	\$2,726	\$122,973	\$120,247
32.0 Land and Structures	\$3,420	\$3,420	\$3,420	-
42.0 Insurance Claims and Indemnities	\$1,384	\$1,384	\$1,384	-
<b>Total - Non Pay Object Classes</b>	<b>\$3,015,775</b>	<b>\$3,048,834</b>	<b>\$4,115,525</b>	<b>\$1,066,691</b>

***Custody Operations – PPA Level II*****Budget Comparison and Adjustments****Comparison of Budget Authority and Request**

<b>Organization</b> <i>(Dollars in Thousands)</i>	<b>FY 2019 Enacted</b>			<b>FY 2020 Enacted</b>			<b>FY 2021 President's Budget</b>			<b>FY 2020 to FY 2021 Total Changes</b>		
	<b>Pos.</b>	<b>FTE</b>	<b>Amount</b>	<b>Pos.</b>	<b>FTE</b>	<b>Amount</b>	<b>Pos.</b>	<b>FTE</b>	<b>Amount</b>	<b>Pos.</b>	<b>FTE</b>	<b>Amount</b>
Custody Operations	5,324	5,252	\$3,170,845	5,324	5,355	\$3,142,520	6,171	5,567	\$4,137,380	847	212	\$994,860
<b>Total</b>	<b>5,324</b>	<b>5,252</b>	<b>\$3,170,845</b>	<b>5,324</b>	<b>5,355</b>	<b>\$3,142,520</b>	<b>6,171</b>	<b>5,567</b>	<b>\$4,137,380</b>	<b>847</b>	<b>212</b>	<b>\$994,860</b>
Subtotal Discretionary - Appropriation	5,324	5,252	\$3,170,845	5,324	5,355	\$3,142,520	6,171	5,567	\$4,137,380	847	212	\$994,860

**PPA Level II Description**

Custody Operations oversees the immigration detention system and manages the cases of detainees in immigration proceedings or those subject to removal. Custody Operations meets evolving detention requirements in a cost-effective manner, managing an increasing number of criminal aliens, alien families, and special population detainees.

## Custody Operations – PPA Level II

### Summary of Budget Changes

Budget Formulation Activity <i>(Dollars in Thousands)</i>	Positions	FTE	Amount
<b>FY 2019 Enacted</b>	5,324	5,252	\$3,170,845
<b>FY 2020 Enacted</b>	5,324	5,355	\$3,142,520
<b>FY 2021 Base Budget</b>	5,324	5,355	\$3,142,520
Transfer for C-LAN from ICE/O&S/MS to A&O	-	-	(\$1,764)
<b>Total Transfers</b>	-	-	(\$1,764)
2020 Pay Raise	-	-	\$28,721
2021 Pay Raise	-	-	\$15,078
Adult Bed Rate Adjustment	-	-	\$14,534
Family Bed Rate Adjustment	-	-	\$1,010
FERS Agency Contribution	-	-	\$11,921
Health Insurance	-	-	\$2,670
<b>Total, Pricing Increases</b>	-	-	\$73,934
<b>Total Adjustments-to-Base</b>	-	-	\$72,170
<b>FY 2021 Current Services</b>	5,324	5,355	\$3,214,690
Adult Bed Increase to 55,000 ADP	-	-	\$558,079
Awards Spending Increase	-	-	\$20,105
Detention Oversight Hiring	525	131	\$50,010
EO Staffing	310	78	\$30,051
Family Bed Increase to 5,000 ADP	-	-	\$152,327
Migrant Protection Protocol (MPP)	-	-	\$111,043
T-8	12	3	\$1,075
<b>Total, Program Increases</b>	847	212	\$922,690
<b>FY 2021 Request</b>	6,171	5,567	\$4,137,380
<b>FY 2020 To FY 2021 Change</b>	847	212	\$994,860



## Custody Operations – PPA Level II Personnel Compensation and Benefits

### Pay Summary

Organization (Dollars in Thousands)	FY 2019 Enacted				FY 2020 Enacted				FY 2021 President's Budget				FY 2020 to FY 2021 Total			
	Pos.	FTE	Amount	Rate	Pos.	FTE	Amount	Rate	Pos.	FTE	Amount	Rate	Pos.	FTE	Amount	Rate
Custody Operations	5,324	5,252	\$861,648	\$163.95	5,324	5,355	\$896,756	\$167.35	6,171	5,567	\$1,000,572	\$179.63	847	212	\$103,816	\$12.28
<b>Total</b>	<b>5,324</b>	<b>5,252</b>	<b>\$861,648</b>	<b>\$163.95</b>	<b>5,324</b>	<b>5,355</b>	<b>\$896,756</b>	<b>\$167.35</b>	<b>6,171</b>	<b>5,567</b>	<b>\$1,000,572</b>	<b>\$179.63</b>	<b>847</b>	<b>212</b>	<b>\$103,816</b>	<b>\$12.28</b>
Discretionary - Appropriation	5,324	5,252	\$861,648	\$163.95	5,324	5,355	\$896,756	\$167.35	6,171	5,567	\$1,000,572	\$179.63	847	212	\$103,816	\$12.28

### Pay by Object Class

Pay Object Classes (Dollars in Thousands)	FY 2019 Enacted	FY 2020 Enacted	FY 2021 President's Budget	FY 2020 - FY 2021 Change
11.1 Full-time Permanent	\$464,804	\$479,165	\$529,135	\$49,970
11.3 Other than Full-Time Permanent	\$3,033	\$3,033	\$3,426	\$393
11.5 Other Personnel Compensation	\$170,103	\$170,579	\$203,404	\$32,825
11.8 Special Personal Services Payments	\$579	\$579	\$579	-
12.1 Civilian Personnel Benefits	\$223,129	\$243,400	\$264,028	\$20,628
<b>Total - Personnel Compensation and Benefits</b>	<b>\$861,648</b>	<b>\$896,756</b>	<b>\$1,000,572</b>	<b>\$103,816</b>
<b>Positions and FTE</b>				
Positions - Civilian	5,324	5,324	6,171	847
FTE - Civilian	5,252	5,355	5,567	212

### Pay Cost Drivers

Pay Cost Drivers (Dollars in Thousands)	FY 2019 Enacted			FY 2020 Enacted			FY 2021 President's Budget			FY 2020 to FY 2021 Total Changes		
	FTE	Amount	Rate	FTE	Amount	Rate	FTE	Amount	Rate	FTE	Amount	Rate
Detention and Deportation Officers	4,025	\$697,935	\$173.40	4,037	\$716,708	\$177.53	4,181	\$797,219	\$190.68	144	\$80,511	\$13.14
Non-LEOs	1,227	\$163,713	\$133.43	1,318	\$180,048	\$136.61	1,386	\$203,353	\$146.72	68	\$23,305	\$10.11
<b>Total – Pay Cost Drivers</b>	<b>5,252</b>	<b>\$861,648</b>	<b>\$164.06</b>	<b>5,355</b>	<b>\$896,756</b>	<b>\$167.46</b>	<b>5,567</b>	<b>\$1,000,572</b>	<b>\$179.73</b>	<b>212</b>	<b>\$103,816</b>	<b>\$12.27</b>

#### Explanation of Pay Cost Drivers

**Detention and Deportation Officers (DDOs):** Custody Operations manages the immigration detention system. DDOs focus primarily on detention bed space and detainee management. ICE requests additional DDOs in FY 2021 to manage an increasing alien population and improve detention oversight.

**Non-Law Enforcement Officers (LEOs):** Non-LEOs assist with supporting activities such as the coordination of supplies, equipment, healthcare, food, and clothing for detainees. ICE requests additional non-LEOs in FY 2021 to assist DDOs with the management and oversight of detention operations.

## Custody Operations – PPA Level II

### Non Pay Budget Exhibits

#### Non Pay Summary

Organization (Dollars in Thousands)	FY 2019 Enacted	FY 2020 Enacted	FY 2021 President's Budget	FY 2020 to FY 2021 Total Changes
Custody Operations	\$2,309,197	\$2,245,764	\$3,136,808	\$891,044
<b>Total</b>	<b>\$2,309,197</b>	<b>\$2,245,764</b>	<b>\$3,136,808</b>	<b>\$891,044</b>
Discretionary - Appropriation	\$2,309,197	\$2,245,764	\$3,136,808	\$891,044

#### Non Pay by Object Class

Non-Pay Object Classes (Dollars in Thousands)	FY 2019 Enacted	FY 2020 Enacted	FY 2021 President's Budget	FY 2020 to FY 2021 Change
21.0 Travel and Transportation of Persons	\$11,825	\$12,214	\$13,120	\$906
22.0 Transportation of Things	\$3,159	\$3,159	\$3,159	-
23.2 Rental Payments to Others	\$197	\$197	\$197	-
23.3 Communications, Utilities, and Misc. Charges	\$11,470	\$10,525	\$10,661	\$136
24.0 Printing and Reproduction	\$1	\$1	\$1	-
25.1 Advisory and Assistance Services	\$38,233	\$38,233	\$149,276	\$111,043
25.2 Other Services from Non-Federal Sources	\$33,467	\$31,150	\$36,686	\$5,536
25.3 Other Goods and Services from Federal Sources	\$7,203	\$6,603	\$21,962	\$15,359
25.4 Operation and Maintenance of Facilities	\$2,076,053	\$2,026,632	\$2,647,067	\$620,435
25.6 Medical Care	\$64,740	\$57,477	\$149,323	\$91,846
25.7 Operation and Maintenance of Equipment	\$11,089	\$10,998	\$11,218	\$220
25.8 Subsistence & Support of Persons	\$7,046	\$7,046	\$7,046	-
26.0 Supplies and Materials	\$35,580	\$34,757	\$43,506	\$8,749
31.0 Equipment	\$4,330	\$1,968	\$38,782	\$36,814
32.0 Land and Structures	\$3,420	\$3,420	\$3,420	-
42.0 Insurance Claims and Indemnities	\$1,384	\$1,384	\$1,384	-
<b>Total - Non Pay Object Classes</b>	<b>\$2,309,197</b>	<b>\$2,245,764</b>	<b>\$3,136,808</b>	<b>\$891,044</b>

**Non Pay Cost Drivers**

<b>Non Pay Cost Drivers</b> <i>(Dollars in Thousands)</i>	<b>FY 2019 Enacted</b>	<b>FY 2020 Enacted</b>	<b>FY 2021 President's Budget</b>	<b>FY 2020 to FY 2021 Total Changes</b>
Contracts - Detention Beds / Guards / Alien Welfare (Adult)	\$1,703,080	\$1,584,989	\$2,086,488.00	\$501,499
Contracts - Detention Beds / Guards / Alien Welfare (Family)	\$290,896	\$270,052	\$423,389.00	\$153,337
Contracts - Detainee Healthcare Services (Adult)	\$189,416	\$233,018	\$304,132.00	\$71,114
Other Costs	\$125,805	\$157,705	\$322,799	\$165,094
<b>Total - Non Pay Cost Drivers</b>	<b>\$2,309,197</b>	<b>\$2,245,764</b>	<b>\$3,136,808</b>	<b>\$891,044</b>

**Explanation of Non Pay Cost Drivers**

**Contracts - Detention Beds / Guards / Alien Welfare (Adult):** FY 2021 funding was derived from an Average Daily Population (ADP) of 52,372 adult detention beds at a rate of \$109.15 (the Beds/Guards and other direct cost portions of the bed rate; excluding healthcare portion) multiplied by 365. Starting in FY 2019, only the direct bed rate is used for calculations due to the SWC realignment. The remaining 2,628 adult detention beds are fee-funded. The increase from FY 2020 to FY 2021 is a result of the increase of adult ADP from 42,774 to 55,000.

**Contracts - Detention Beds / Guards / Alien Welfare (Family):** ICE currently has three family residential centers (FRCs) where housing, medical, educational, and recreational services are provided for families with children. FY 2021 funding was derived from firm fixed price (FFP) contracts for the FRCs. The increase from FY 2020 to FY 2021 is a result of inflation to the fixed contract costs to operate FRCs and the increase of family ADP from 2,500 to 5,000.

**Contracts - Detainee Healthcare Services (Adult):** The costs for detention beds include contract guards, healthcare, food, and clothing. The FY 2021 request for healthcare services was derived from an ADP of 52,372 adult detention beds at a rate of \$15.91 (healthcare portion of the direct bed rate) multiplied by 365 days. The remaining 2,628 adult detention beds are fee-funded. The increase from FY 2020 to FY 2021 is a result of the increase of adult ADP from 42,774 to 55,000.

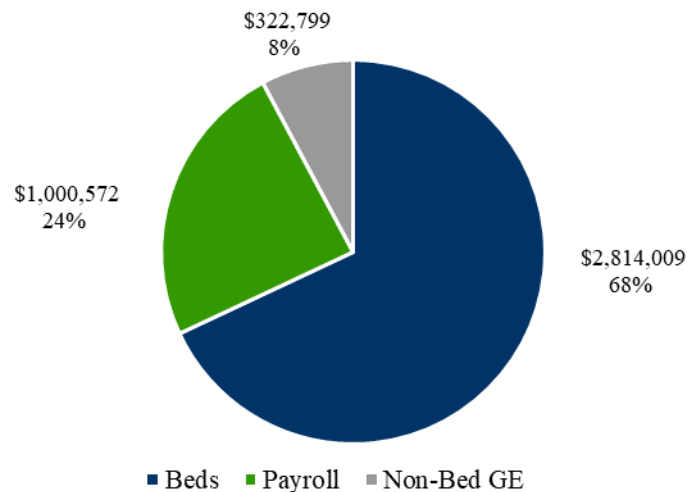
**Other Costs:** Other Costs include non-bed GE and one-time charges (i.e., furniture, uniforms, phones, O&M for vehicles) to hire additional Law Enforcement Officers per FY 2021 enhancements. The increase from FY 2020 to FY 2021 is attributed to an increase in the level of hiring in FY 2021.

**Budget Activities**

Custody Operations funding comprises three major components: payroll, which supports 6,241 law enforcement and non-law enforcement personnel; detention bed funding, which supports ICE’s detention network, including detention guards, healthcare, food, and clothing; and non-bed general expenses (GE), which cover overhead items, such as supplies, travel, training, and equipment, that enable mission success.

The graph below provides the breakout of the FY 2021 request.

**FY 2021 Request: Custody Operations Funding Breakdown**



A primary focus of Custody Operations is detention bed space management, which accounts for approximately 68% of total costs. DHS guidance requires personnel to take enforcement actions in accordance with applicable law. Such actions include the lawful detention, pending a final determination of removal, of aliens who arrive in the United States and are deemed inadmissible as described in section 235(b) of the Immigration and Nationality Act (INA). Detention prevents such aliens from committing crimes while at large in the United States, ensures that aliens will appear for their removal proceedings, and substantially increases the likelihood that aliens lawfully ordered removed will be removed.

**Bed Rate Methodology:**

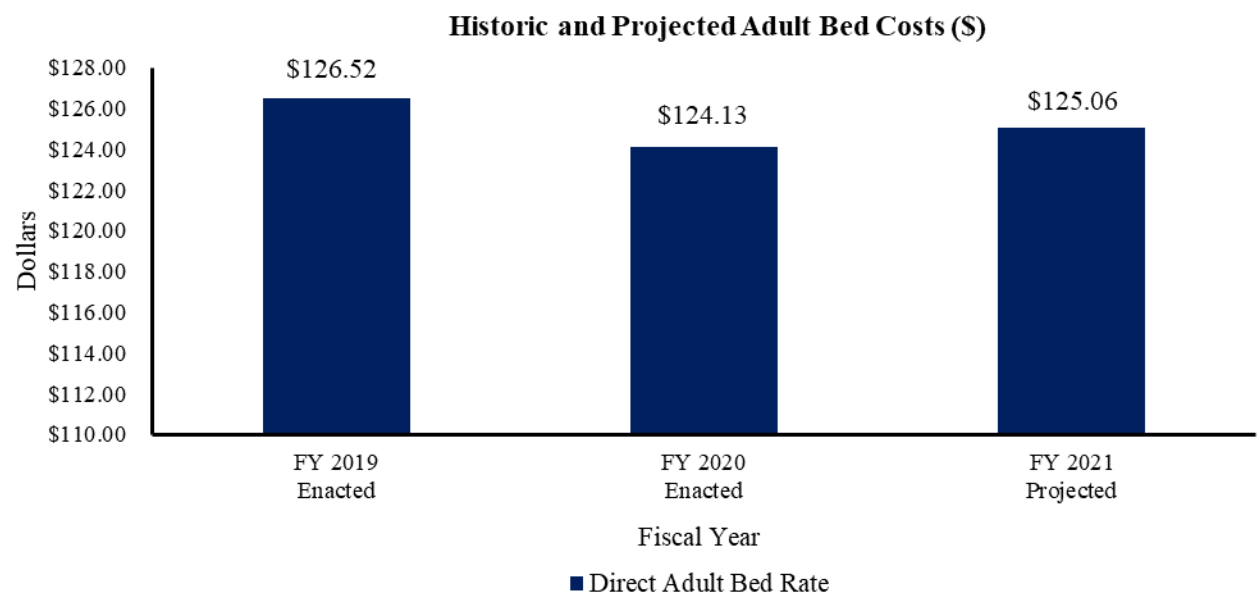
The cost of detention varies for each individual based on criminal status, facility type, length of detention stay, and geographic region. ICE utilizes an analytical model which projects the average daily cost for adult beds based on direct costs, including bed and guard costs, detainee healthcare costs, and other direct costs. ICE calculates the custody requirement by multiplying the projected Average Daily Population (ADP) by the average daily bed rate and the number of days in the year.

**Adult Beds:**

In FY 2021, ICE projects that the average daily rate for direct costs will total \$125.06 for adult beds. Consistent with OMB circular A-87, ICE defines direct costs as costs directly attributable to an alien in ICE custody. Direct costs include detention bed/guard contracts, healthcare, and other costs directly tied to implementing the detention program. Examples of other direct costs include alien welfare (clothing and other materials), provisions (food, beverages, and cooking materials), detainee pay, telecommunications services, utilities, operation and maintenance of facilities, supplies, equipment, postage, and miscellaneous contractual services such as inspection contracts. As a result of the FY 2019 SWC realignment, ICE no longer includes indirect expenses in its average daily bed rate. As shown in the table below, an overall net increase of the bed rate in FY 2021 is due to inflation and Department of Labor wage determinations.

Historic and Projected Adult Bed Costs	FY 2019 Enacted	FY 2020 Enacted	FY 2021 Projected
Bed/Guard Costs	\$107.33	\$104.94	\$105.87
Health Care Costs	\$15.91	\$15.91	\$15.91
Other Direct Costs	\$3.28	\$3.28	\$3.28
<b>Total Direct Bed Rate</b>	<b>\$126.52</b>	<b>\$124.13</b>	<b>\$125.06</b>
Indirect Costs	[\$12.28] <sup>-1</sup>	<sup>-1</sup>	<sup>-1</sup>
<b>Total Fully Burdened Bed Rate</b>	<b>-</b>	<b>-</b>	<b>-</b>

1: Beginning in FY 2019, indirect costs were shifted to EWC as a result of the FY 2019 SWC realignment and are therefore not shown in FY 2020 or FY 2021.



Note: Beginning in FY 2019, ICE will no longer report a fully burdened bed rate. This change is a result of the FY 2019 SWC realignment, which eliminated indirect costs from the average daily bed rate calculation.

ICE houses detainees in several types of detention facilities. The projected direct costs associated with housing detainees for FY 2021 are shown by facility type in the table below:

Cost Element	Service Processing Center (SPC)	Contract Detention Facility (CDF)	Dedicated Inter-governmental Service Agreements (DIGSA)	Inter-governmental Service Agreements (IGSA)	U.S. Marshals Agreements (USMS IGA)	Other Facilities	Average Cost (Weighted by ADP)
Bed/Guard	\$169.97	\$109.32	\$95.64	\$104.76	\$90.49	\$68.71	\$105.87
Healthcare	\$33.68	\$25.55	\$17.75	\$11.84	\$0.44	\$0.00	\$15.91
Other Direct	\$17.79	\$7.14	\$0.08	\$1.33	\$0.00	\$0.00	\$3.28
<b>Total</b>	<b>\$221.44</b>	<b>\$142.01</b>	<b>\$113.47</b>	<b>\$117.93</b>	<b>\$90.94</b>	<b>\$68.71</b>	<b>\$125.06</b>
ADP	4,473	11,024	14,349	15,541	9,007	606	55,000*
Mandays	1,529,001	3,767,591	4,904,191	5,311,470	3,078,344	206,988	20,075,000*

\*This number is calculated as a sum rather than an average

Types of Other Facilities are described in the table below. ICE ADP is provided for each type.

Type of Other Facilities	Description	ADP
Bureau of Prisons (BOP) Facility	Facility operated by/under the management of the Federal BOP	35
Hold Facility	Holding facility	292
Hospital Facility	Medical facility	47
Juvenile Facility	IGSA facility capable of housing juveniles (separate from adults) for a temporary period of time	8
Other Facility	Facilities including but not limited to transportation-related facilities, hotels and/or other short-term facilities	224
<b>Total</b>		<b>606</b>



The ICE detention network is organized into 24 AORs. The direct costs associated with housing detainees are shown by AOR in the following table.

FY 2021 Adult Bed Rate by AOR					
AOR	Bed / Guard Costs	Healthcare Costs	Other Direct Costs	Total Direct Costs	ADP
Atlanta (ATL)	\$65.85	\$19.74	\$2.73	\$88.32	4,505
Baltimore (BAL)	\$108.44	\$5.84	\$2.85	\$117.13	353
Boston (BOS)	\$108.01	\$5.68	\$2.73	\$116.42	942
Buffalo (BUF)	\$115.45	\$27.82	\$3.40	\$146.68	744
Chicago (CHI)	\$79.29	\$5.43	\$2.87	\$87.59	1,501
Dallas (DAL)	\$80.17	\$4.18	\$2.83	\$87.18	1,881
Denver (DEN)	\$115.86	\$6.26	\$4.97	\$127.09	1,319
Detroit (DET)	\$72.49	\$4.39	\$2.73	\$79.62	1,020
El Paso (ELP)	\$109.64	\$13.35	\$3.28	\$126.27	3,769
Houston (HOU)	\$93.06	\$15.35	\$3.45	\$111.86	4,305
Los Angeles (LOS)	\$150.62	\$5.95	\$3.02	\$159.59	2,464
Miami (MIA)	\$161.69	\$13.35	\$3.64	\$178.68	2,575
Newark (NEW)	\$142.10	\$13.58	\$3.01	\$158.68	1,210
New Orleans (NOL)	\$79.66	\$17.10	\$2.94	\$99.69	6,953
New York (NYC)	\$140.08	\$5.73	\$2.99	\$148.81	1,165
Philadelphia (PHI)	\$94.01	\$26.61	\$3.65	\$124.27	1,155
Phoenix (PHO)	\$133.30	\$20.63	\$3.89	\$157.82	4,827
Seattle (SEA)	\$126.99	\$29.82	\$3.01	\$159.82	1,554
San Francisco (SFR)	\$120.35	\$5.67	\$3.42	\$129.44	675
Salt Lake City (SLC)	\$118.94	\$3.42	\$2.96	\$125.31	598
San Antonio (SNA)	\$84.40	\$23.91	\$3.74	\$112.05	7,300
San Diego (SND)	\$167.27	\$20.32	\$2.90	\$190.49	2,201
St. Paul (SPM)	\$107.38	\$5.45	\$2.57	\$115.40	840
Washington (WAS)	\$112.35	\$5.90	\$3.02	\$121.27	1,144
<b>Average (weighted by ADP)</b>	<b>\$105.87</b>	<b>\$15.91</b>	<b>\$3.28</b>	<b>\$125.06</b>	<b>55,000*</b>

\*This number is calculated as a sum rather than an average

**Family Beds:**

Firm Fixed Price (FFP) contracts are used for detention beds, guard services, and healthcare at ICE’s three Family Residential Centers (FRCs) located in South Texas, Karnes County, and Berks County. Since these contracts are fixed price, costs do not vary with the number of family detainees. ICE projects total costs of \$423.4M in FY 2021 for family beds. The table below shows the break-out of these costs. Dividing the total funding requirement of \$423.4M by the projected family ADP of 5,000 results in an effective projected family bed rate of \$231.99.

<b>Projected FFP Contract Costs (Dollars in Thousands)</b>	<b>FY 2019 Enacted</b>	<b>FY 2020 Projected</b>	<b>FY 2021 Projected</b>
South Texas FRC with Healthcare	211,161	185,829	188,773
Karnes County FRC with Healthcare	61,978	64,578	65,989
Berks County FRC with Healthcare	12,117	12,780	12,769
FY 2021 Family Beds Expansion	n/a	n/a	152,327
Other Direct Costs	5,637	6,865	3,531
<b>Total Cost</b>	<b>\$290,893</b>	<b>\$270,052</b>	<b>\$423,389</b>
Effective Family Bed Rate	\$318.79	\$295.94	\$231.99

## ICE Total GM Facility Capacity Utilization

DETLOC	Facility Name	Field Office	Facility Type	Available Capacity	ICE Capacity	Daily Population	YTD FY19 ADP	FY 2019 Capacity Utilization (09/30/2019)	Weekly ADP	Weekly Capacity Utilization	Guaranteed Minimum	Per Diem Rate Detailed
LPLCCAZ	LA PALMA CORRECTIONAL CENTER	PHO	IGSA	402	1,620	1,218	1,222	75%	1,249	77%	650	650 (GM); \$2,090,765.62 (1-650, flat fee), \$77.02 (651-825), \$19.97 (826-1620)
CIBOCNM	CIBOLA COUNTY CORRECTIONAL CENTER	ELP	IGSA	381	500	119	373	75%	132	26%	150	150 (GM); \$87.94 (1-150), \$87.94 (151-500)
CATAHLA	CATAHOULA CORRECTIONAL CENTER	NOL	IGSA	369	800	431	80	10%	420	53%	625	625 (GM); \$75.01
CSCNWWA	TACOMA ICE PROCESSING CENTER (NORTHWEST)	SEA	CDF	365	1,575	1,210	1,342	85%	1,282	81%	1,181	1181 (GM); \$119.53 (1-1181), \$48.12 (1182-1575)
ADLNTCA	ADELANTO ICE PROCESSING CENTER	LOS	IGSA	307	1,940	1,633	1,711	88%	1,670	86%	1,455	1455 (GM); \$124.10 (1-1455), \$44.18 (1456-1940)
STCDFTX	SOUTH TEXAS ICE PROCESSING CENTER	SNA	CDF	263	1,890	1,627	1,788	95%	1,650	87%	1,350	1350 (GM); \$91.79 (1-1,350), \$9.88 (1,351+)
ELVDFTX	EL VALLE DETENTION FACILITY	SNA	IGSA	242	1,000	758	697	70%	773	77%	750	750 (GM); \$107.40 (1-750), \$56.80 (751-1000)
STWRTGA	STEWART DETENTION CENTER	ATL	IGSA	192	1,916	1,724	1,911	100%	1,879	98%	1,600	1600 (GM); \$62.49 (1-1600), \$61.85 (1601-1750), \$40.00 (1751-1966)
PIC	PORT ISABEL	SNA	SPC	183	1,175	992	1,231	105%	1,037	88%	800	800 (GM); \$135.30 (1-800), \$0.00 (801-1175)
HOUICDF	HOUSTON CONTRACT DETENTION FACILITY	HOU	CDF	182	1,000	818	908	91%	778	78%	750	750 (GM); \$112.79 (1-750), \$109.24 (750-900), \$40.00 (901-1,000)
BTV	BUFFALO (BATAVIA) SERVICE PROCESSING	BUF	SPC	167	650	483	611	94%	509	78%	400	400 (GM); \$126.55 (1-400), \$17.73 (401-650)
EPC	EL PASO SERVICE PROCESSING CENTER	ELP	SPC	141	840	699	813	97%	761	91%	600	600 (GM); \$2,686,786.46 Flat Monthly Fee, \$0.00 (601-840)
IRADFCA	IMPERIAL REGIONAL DETENTION FACILITY	SND	IGSA	116	704	588	667	95%	641	91%	640	640 (GM); \$143.14 (1-640), \$96.43 (641+)
WCCPBFL	BROWARD TRANSITIONAL CENTER	MIA	CDF	110	700	590	651	93%	653	93%	700	\$2,050,620.25 (flat fee)
RGRNDTX	RIO GRANDE DETENTION CENTER	SNA	CDF	102	672	570	613	91%	598	89%	275	275 (GM); \$27.50 (1-275), \$27.50 (276-672)
JAMESGA	FOLKSTON ICE PROCESSING CENTER (D. RAY	ATL	IGSA	86	780	694	726	93%	671	86%	544	544 (GM); \$1,526,204.00 Flat Monthly Fee (1-544); \$30.56 (545-780)
FIPCAGA	FOLKSTON ICE PROCESSING CENTER ANNEX	ATL	IGSA	72	338	266	278	82%	277	82%	338	\$598,991.01 (Flat Monthly Fee)
CCASDCA	OTAY MESA DETENTION CENTER (SAN DIEGO CDF)	SND	CDF	71	1,142	1,071	966	85%	1,010	88%	600	600 (GM); \$2,814,791.55 Flat Monthly Fee [\$154.24] (1-600), \$138.29 (601+)
DENIICO	DENVER CONTRACT DETENTION FACILITY (CDF) II	DEN	CDF	55	432	377	248	57%	317	73%	432	432 (GM); \$1,780,000.00 Flat Monthly Fee
CARDFVA	CAROLINE DETENTION FACILITY	WAS	IGSA	46	336	290	273	81%	305	91%	224	224 (GM); \$123.15 (1-224), \$50.08 (225-280), \$29.08 (281-336)
SHERBMN	SHERBURNE COUNTY JAIL	SPM	IGSA	33	350	317	307	88%	317	90%	300	300 (GM); \$100.00 (1-300), \$95.00 (301+)
ELZICDF	ELIZABETH CONTRACT DETENTION FACILITY	NEW	CDF	31	304	273	293	96%	280	92%	285	285 (GM); \$152.26 (1-285), \$138.88 (286-300), \$35.52 (301+)
CACFMES	MESA VERDE ICE PROCESSING CENTER	SFR	CDF	27	400	373	377	94%	377	94%	320	320 (GM); \$130.39(1-320) \$94.95(321-400)
DENICDF	DENVER CONTRACT DETENTION FACILITY	DEN	CDF	23	848	825	888	105%	802	95%	525	525 (GM); \$108.46 (1-525), \$50.09 (526-848)
FRMVLVA	IMMIGRATION CENTERS OF AMERICA FARMVILLE	WAS	IGSA	22	690	668	693	100%	674	98%	500	500 (GM) \$119.82; Above GM \$28.26
DEAPDMI	DEARBORN POLICE DEPARTMENT	DET	IGSA	8	8	0	1	9%	0	0%	75	75 (GM for DEAPDMI and CALHOMI combined); \$72.00 (1-75), \$40.00 (76-374 (GM for FLO and FSF combined); \$226.87 (1-374), \$0.00 (375-712)
FLO	FLORENCE SERVICE PROCESSING CENTER	PHO	SPC	6	392	386	415	106%	386	99%	374	
MONROFL	MONROE COUNTY DETENTION CENTER	MIA	IGSA	(10)	72	82	81	112%	85	117%	50	50 (GM); \$87.00 (1-50), \$25.00 (51-72)
CALHOMI	CALHOUN COUNTY CORRECTIONAL CENTER	DET	IGSA	(28)	133	161	186	148%	172	137%	150	75 (GM for DEAPDMI and CALHOMI combined); \$72.00 (1-75), \$40.00 (76-450 (GM); \$154.60 (1-450), \$59.39 (451+)
KRO	KROME NORTH SERVICE PROCESSING CENTER	MIA	SPC	(73)	581	654	728	125%	699	120%	450	
JENADLA	LASALLE ICE PROCESSING CENTER (JENA)	NOL	IGSA	(105)	1,160	1,265	1,179	102%	1,248	108%	1,170	1170 (GM for JENADLA and JENATLA combined); \$76.64 (1-1170), \$28.38 (1171-1560)
MTGPCTX	MONTGOMERY ICE PROCESSING CENTER	HOU	CDF	(159)	1,000	1,159	951	95%	1,139	114%	750	750 (GM); \$112.75 (1-750), \$112.75 (751-1000)

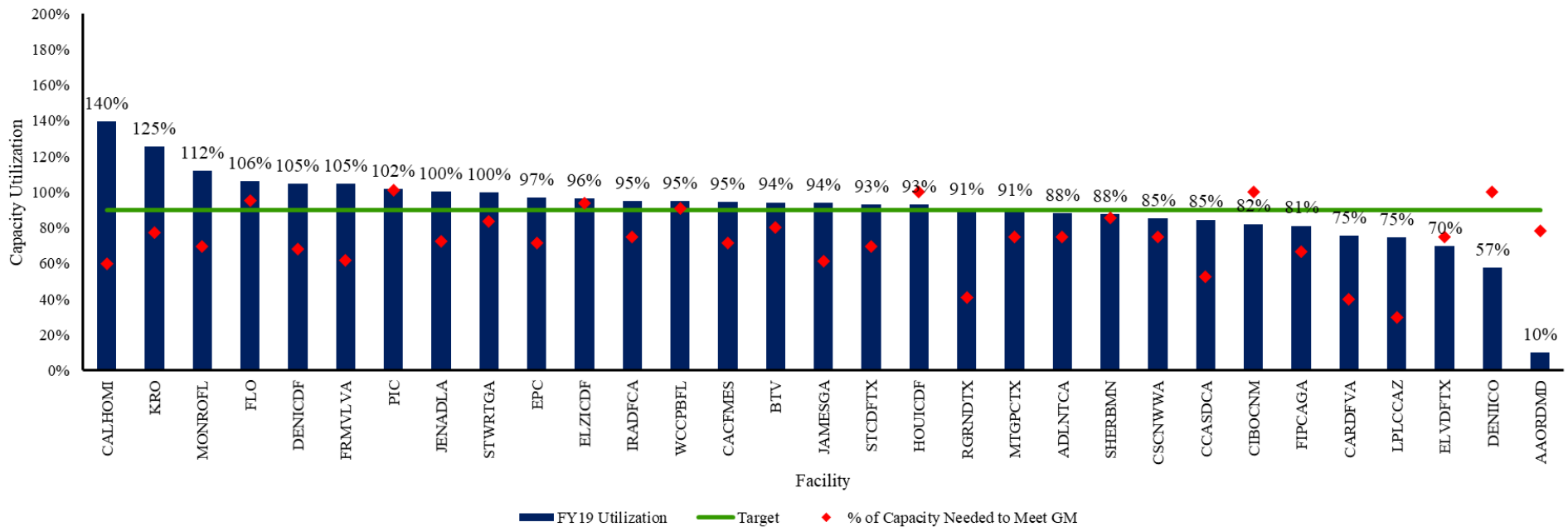
Notes: (1) Data is reflective of ICE Integrated Decision Support (IIDS) Database, FY 2019 year to date as of as of 09/30/2020. (2) Measures of ICE capacity in the table above reflects contractual facility capacity for ICE detainees which does not necessarily reflect the actual facility capacity. In certain cases, facilities have overflow beds built into their contractual capacity that are used on a temporary basis for higher fluctuations of population in unforeseen circumstances or transitional purposes, such as transfers and removals.

ICE's current classification system requires that detainees be protected from harm through the assignment of housing with individuals of similar background and criminal history. This classification system ensures the safe and orderly operation of detention facilities and protects staff and detainees from harm. Filling every available bed in a detention facility would necessitate housing detainees of varied threat levels together, posing serious safety concerns for detainees, officers, staff, and facility owners. ICE consequently maintains a target utilization rate of about 85 to 90% of total facility capacity, including 100% usage of all GM beds. This target utilization also allows for flexibility to respond to emergencies or other

unforeseen circumstances that might require immediate availability of detention beds (e.g., charter flight cancellations, surges, or smuggling loads). ICE will always make safety and security the primary operational concern at all facilities, including GM facilities.

As the graph below demonstrates, ICE meets or exceeds its target utilization in almost every instance.

FY 2019 Capacity Utilization by Facility

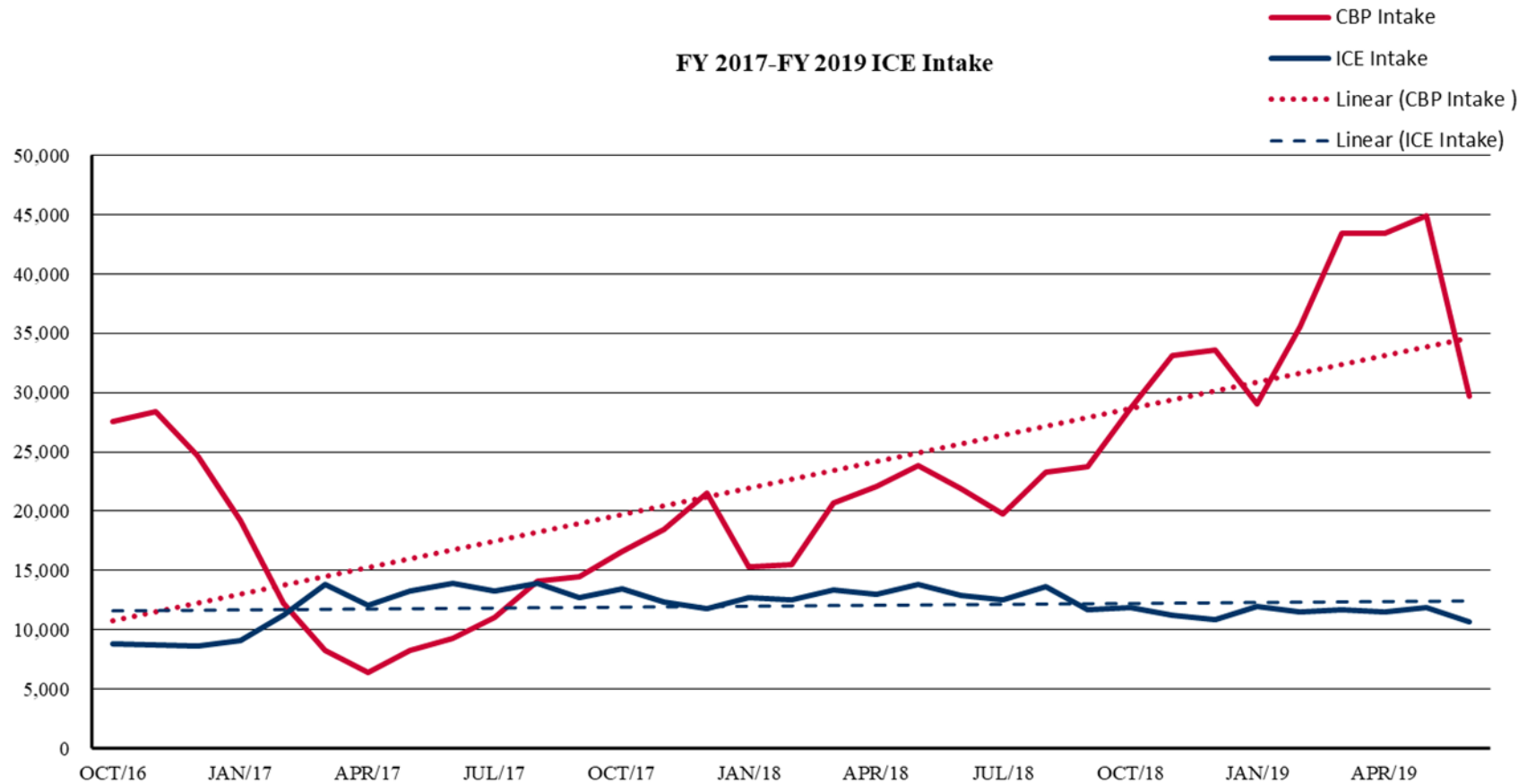


Notes: (1) Refer to GM Utilization Chart above for the full names of the facilities associated with these acronyms; (2) FY 2019 data as of 10/07/2019 (IIDS as of 09/30/2019) (3) Weekly ADP is calculated using 7 days of data from last Sunday to the EID date (4) Two facilities began housing ICE detainees under GM contracts within FY 2018: SHERBMN was converted to a GM contract in May 2018 and ELVDFTX was signed in July 2018 (5) CALHOMI and DEAPDMI utilization combined in graph (6) KRO capacity is reduced to 581 due to extra beds being transitional unit mental health beds. Additionally, STWRTGA capacity is reduced to 1,916, per Atlanta Field Office directives.

### Detention Capacity Requirements:

As evidenced in the chart below, CBP intake was at a factor of more than two to three times ICE intake during FY 2019. The upward CBP intake trend witnessed throughout FY 2018 has continued at a more pronounced rate in FY 2019. CBP intake can be volatile and is sensitive to geopolitical events and environmental factors beyond ICE's control, however, given this uncertainty and recent CBP intake trends, a continuing requirement exists for a sustained investment in detention capacity. As of October 23, 2019, the upper bound of the 75% Confidence Interval (CI) for FY 2021 end-of-year ADP is projected to reach 54,345. This is approximately 4.6% higher than the upper bound of the 50% Confidence Interval (CI) of 51,948. This forecast assumes that operational conditions will remain similar to recent migratory and environmental trends. ICE's FY 2021 request includes 55,000 adult beds and 5,000 family beds. Of the total adult beds, 52,372 are funded in Custody Operations, the remaining 2,628 are funded

in fee accounts. ICE's FY 2021 ADP estimate may change due to the difficulty of projecting ADP related to CBP intake nearly two years in advance.



The following table summarizes the distribution of bed funding across Custody Operations and fee accounts.

<b>FY 2021 Bed Summary</b> <i>(Dollars in Thousands)</i>	<b>Adult Beds</b>		<b>Family Beds</b>		<b>Total Beds</b>	
<b>Appropriation</b>	<b>ADP</b>	<b>Funding</b>	<b>ADP</b>	<b>Funding</b>	<b>ADP</b>	<b>Funding</b>
O&S Custody Operations	52,372	\$2,390,620	5,000	\$574,626	57,372	\$2,965,246
Immigration Inspection User Fees	1,533	\$69,977	-	-	1,533	\$69,977
Breached Bond Detention Fund	1,095	\$49,983	-	-	1,095	\$49,983
<b>FY 2021 Total</b>	<b>55,000</b>	<b>\$2,510,580</b>	<b>5,000</b>	<b>\$574,626</b>	<b>60,000</b>	<b>\$3,085,206</b>

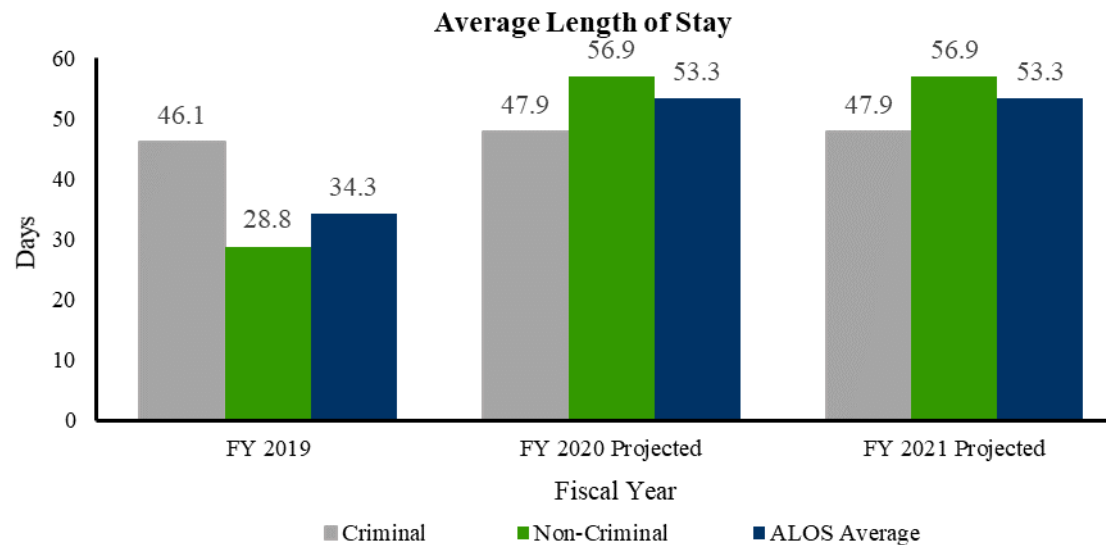
Custody Operations anticipates the following developments to impact detention capacity and funding requirements in FY 2021:

**Population and Migration Fluctuations and Interior Enforcement Activity:** Migration patterns vary depending on political and economic trends in foreign countries, particularly those in the Southern Hemisphere. At the end of FY 2018, CBP apprehensions at the Southwest Border trended upwards, with a total of 396,579 individuals. At the end of FY 2019, CBP apprehensions at the Southwest Border reached 851,508, an increase of 114.7% from FY 2018 levels. Furthermore, in FY 2019, ICE arrests totaled 143,099, charging document issuances totaled 106,177, and ICE detainees totaled 165,487. In FY 2019, ICE law enforcement personnel focused less on interior enforcement efforts while officers were temporarily assigned to the U.S. southern border to assist with record apprehension by Customs and Border Protection. Accordingly, arrests, charging documents, and detainees were down 9.8%, 14.6%, and 6.6% respectively from FY 2018 levels. In FY 2021 ICE will continue to address immigration enforcement areas of priority, including migrant surges, and allocate law enforcement resources accordingly.

**Probation and Parole:** In compliance with departmental guidance, ICE has taken a more aggressive posture on parole, placing the burden on aliens to prove that they are not flight risks or dangers to the community before being released on parole. By better screening and vetting of potential parolee candidates, probation and parole arrests totaled 2,290 in FY 2019, a decrease of 35.5% from FY 2018 levels.

**Detaining Criminal Aliens:** EO 13768 ended the Priority Enforcement Program (PEP), which limited the aliens on which ICE could take lawful enforcement action, and reinstated Secure Communities, a technology that uses Federal information sharing between DHS and FBI to identify in-custody aliens. Through September 30, 2019, ICE has removed 150,141 criminal aliens, a 3.4% increase over FY 2018 removals.

**Average Length of Stay (ALOS):** As of September 30, 2019, the ICE ALOS was 34.3 days. Since FY 2016, the overall ALOS has varied due to the mix of border and interior enforcement and the proportion of cases that result from each. CBP-apprehended cases generally have lower lengths of stay due to expedited removals and lower instances of cases requiring a hearing, whereas as interior criminal cases are typically more complicated, and many are not subject to expedited removal. The graph below displays the FY 2019 – FY 2021 actual and projected national average for ALOS for criminal and non-criminal aliens, regardless of whether they were apprehended at the border or through interior enforcement efforts.



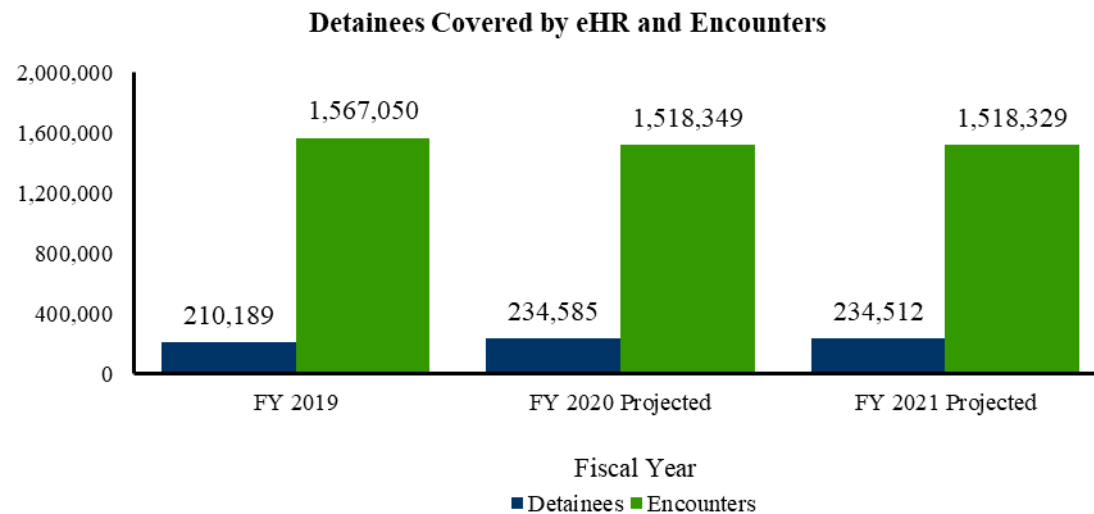
Note: Ongoing changes in administration enforcement priorities and policies as well as uncertainty around future immigration flows make it difficult to accurately project operational data points two years into the future. As such, ICE baselines FY 2021 projections from FY 2020 projections for select metrics.

**Increasing Central American Population:** In FY 2018, Border Patrol apprehensions from countries other than Mexico increased by 68,613 to 248,690. This is an increase of 38.1% over FY 2017 and represents the highest historical total recorded over the past 18 years. Immigrants from these countries spend more time in the detention system compared to arrivals from Mexico due to their claims for protection, which require more time to adjudicate. Travel documents required for removal also take longer to acquire from these countries than they do from Mexico. To address this, the Electronic Nationality Verification Program (ENV) was significantly expanded in July 2019 and is designed to return nationals of the participating countries in an expeditious manner by verifying the nationality electronically versus the traditional manner of having a travel document issued by a consular official. Currently, Guatemala, El Salvador, and Honduras are active participating nations. The table below shows CBP southwest border apprehensions in FY 2019 by countries in the Northern Triangle which account for a large source of apprehensions from countries other than Mexico.

**FY 2019 CBP Southwest Border Apprehensions from Northern Triangle Countries**

Country	Single Adult	Family Unit	UAC
Guatemala	48,606	185,233	30,329
Honduras	44,981	188,416	20,398
El Salvador	20,893	56,897	12,021

**ICE Health Service Corps (IHSC):** IHSC provides or oversees direct patient care at detention facilities and during air, ground, and sea enforcement operations. IHSC is staffed at 20 detention facilities and provides direct on-site patient care to approximately 16,000 ICE detainees, which includes intake, pre-screening, follow-up care, mental health, and urgent care visits. IHSC manages healthcare services at these 20 facilities via an electronic health records system (eHR) that allows IHSC to maintain patient files, perform analytics and reporting, and ensure quality of care. Healthcare at all other active ICE detention facilities is typically handled either on-site by the contracted detention vendor or its subcontractor. These costs are included in the overall detention contract, or off-site, where costs are processed by the VA Finance Services Center (FSC), approved by IHSC, and paid by ICE. Through field medical coordinators, IHSC provides case management and health oversight for detainees housed at these facilities and is responsible for initial detainee screenings for communicable diseases like tuberculosis, chronic disease management, and referrals for offsite medical treatment. The graph below displays the actual FY 2019 and projected FY 2020 - 2021 number of detainees covered by eHR at the 23 IHSC serviced detention facilities, as well as the total number of encounters ICE detainees have with IHSC. Encounters represent the number of medical procedures performed on ICE detainees. In FY 2019, IHSC had conducted the following procedures: 122,184 physical examinations; 217,789 intake screenings; and 20,265 emergency room referrals. IHSC also conducted an additional 81,337, 23,354 dental visits, 25,802 urgent care visits, and 163,403 sick call visits, and filled 343,677 prescriptions.



**Maintaining Family Residential Centers (FRCs):** In recent years, family unit arrivals have outpaced ICE’s capacity for processing and detaining families. In response, this request asks for an additional 2,500 family beds to increase family capacity. As of September 30, 2019, a total of 473,682 individuals that were part of family units had been apprehended by CBP in FY 2019, an increase of 341.8% over the entire FY 2018 total of 107,212. ICE has designated three of its facilities as FRCs with a combined family detention capacity of 2,500 beds. Given this limited FRC capacity, not all



family units are booked-in to an FRC, creating delays in processing asylum and credible fear claims. Many additional requirements for detaining parents and children impact the availability and cost of these detention beds, including the provision of expansive freedom of movement, schooling, recreation, and a safe and secure environment in a minimally restrictive setting.

Revising the Detention System: As ICE’s detention capacity increases, ICE plans to study, revise, and streamline the current detention standards and oversight system. Historically, ICE has pushed private vendors to comply with Performance Based National Detention Standards (PBNDS) 2011 requirements, which are stricter than the standards of other Federal and State agencies. ICE’s National Detention Standards (NDS) standards, which were drafted nearly 20 years ago, have been reserved in large part for local jails and facilities with small ICE detainee populations. Over the years, many facilities under the NDS have complained about the overly prescriptive nature and outdated requirements/best practices captured in the NDS. As a result, many State and local partners are unable or unwilling to meet the ICE NDS detention standards, leaving some ICE field offices with few, if any, options for detention space. To remedy this issue, ICE assembled a working group of external and departmental partners to develop revised detention standards and oversight processes. The working group has finalized a draft version of the revised standards; however, language in the Joint Explanatory Statement for the FY 2018 Appropriation requires external engagement prior to the issuance of new detention standards. ICE released NDS 2019 on December 18, 2019. The standards can be found at <https://www.ice.gov/detention-standards/2019>. These new, streamlined requirements will result in greater cooperation and willingness to partner with ICE for detention beds.

Implementing DHS Prison Rape Elimination Act (PREA) Regulations: ICE is currently compliant with all applicable DHS PREA requirements. DHS PREA regulations require that all new, renewed, or substantively modified detention facility contracts incorporate PREA standards. Full compliance with PREA standards ensures that future grievances or complaints are not the result of facility non-compliance and can be adjudicated accordingly. ICE has incorporated DHS PREA standards into contracts at facilities covering approximately 87% of the FY 2019 ICE ADP (this excludes ICE ADP at USMS facilities, which are obligated to comply with DOJ PREA regulations). The ICE Office of Professional Responsibility (OPR), in coordination with other Agency programs, solicited and secured a third-party contract vendor to perform audits, which began in February 2017. In FY 2019, OPR published 21 audit reports, and completed all 16 of the anticipated 16 audits. Although some facilities have had to remedy deficiencies found during the audit, ICE completed corrective actions, resulting in all audits finding ICE in compliance with DHS PREA standards. All audits include detainee interviews, and auditors have not discovered any previously reported sexual abuse allegations not forwarded to ICE.

***Fugitive Operations – PPA Level II*****Budget Comparison and Adjustments****Comparison of Budget Authority and Request**

<b>Organization</b> <i>(Dollars in Thousands)</i>	FY 2019 Enacted			FY 2020 Enacted			FY 2021 President's Budget			FY 2020 to FY 2021 Total Changes		
	Pos.	FTE	Amount	Pos.	FTE	Amount	Pos.	FTE	Amount	Pos.	FTE	Amount
Fugitive Operations	792	783	\$125,969	792	783	\$139,622	1,219	890	\$194,602	427	107	\$54,980
<b>Total</b>	<b>792</b>	<b>783</b>	<b>\$125,969</b>	<b>792</b>	<b>783</b>	<b>\$139,622</b>	<b>1,219</b>	<b>890</b>	<b>\$194,602</b>	<b>427</b>	<b>107</b>	<b>\$54,980</b>
Subtotal Discretionary - Appropriation	792	783	\$125,969	792	783	\$139,622	1,219	890	\$194,602	427	107	\$54,980

**PPA Level II Description**

Fugitive Operations identifies, locates, and arrests removable aliens in the United States. The National Fugitive Operations Program (NFOP) performs its duties in accordance with EO 13768, under which the entire fugitive population is subject to arrest and removal. Under prior enforcement priorities, NFOP was limited to enforcement of orders issued after January 1, 2014, which covered just 35% of the approximately 525,000 fugitive aliens. Fugitive arrests require more time and resources than the custodial arrests enacted by the Criminal Alien Program (CAP). To affect a fugitive arrest, officers must investigate a fugitive's physical location and status, surveil that location to identify the fugitive, and develop a plan for arrest. Due to the increased risk associated with fugitive arrests, Fugitive Operations requires officers to conduct arrests in large teams, which increases costs and workload requirements for each arrest. During FY 2019, the NFOP components combined to make 23,712 arrests, of which 57% had prior criminal convictions.

## Fugitive Operations – PPA Level II

### Summary of Budget Changes

Budget Formulation Activity <i>(Dollars in Thousands)</i>	Positions	FTE	Amount
<b>FY 2019 Enacted</b>	<b>792</b>	<b>783</b>	<b>\$125,969</b>
<b>FY 2020 Enacted</b>	<b>792</b>	<b>783</b>	<b>\$139,622</b>
<b>FY 2021 Base Budget</b>	<b>792</b>	<b>783</b>	<b>\$139,622</b>
2020 Pay Raise	-	-	\$4,694
2021 Pay Raise	-	-	\$2,453
FERS Agency Contribution	-	-	\$191
Health Insurance	-	-	\$634
<b>Total, Pricing Increases</b>	<b>-</b>	<b>-</b>	<b>\$7,972</b>
<b>Total Adjustments-to-Base</b>	<b>-</b>	<b>-</b>	<b>\$7,972</b>
<b>FY 2021 Current Services</b>	<b>792</b>	<b>783</b>	<b>\$147,594</b>
Awards Spending Increase	-	-	\$3,271
EO Staffing	377	94	\$37,358
ERO Intelligence and Counterterrorism Engagement	50	13	\$6,379
<b>Total, Program Increases</b>	<b>427</b>	<b>107</b>	<b>\$47,008</b>
<b>FY 2021 Request</b>	<b>1,219</b>	<b>890</b>	<b>\$194,602</b>
<b>FY 2020 To FY 2021 Change</b>	<b>427</b>	<b>107</b>	<b>\$54,980</b>

## Fugitive Operations – PPA Level II Personnel Compensation and Benefits

### Pay Summary

Organization (Dollars in Thousands)	FY 2019 Enacted				FY 2020 Enacted				FY 2021 President's Budget				FY 2020 to FY 2021 Total			
	Pos.	FTE	Amount	Rate	Pos.	FTE	Amount	Rate	Pos.	FTE	Amount	Rate	Pos.	FTE	Amount	Rate
Fugitive Operations	792	783	\$118,127	\$150.86	792	783	\$131,780	\$168.3	1,219	890	\$157,520	\$176.99	427	107	\$25,740	\$8.69
<b>Total</b>	<b>792</b>	<b>783</b>	<b>\$118,127</b>	<b>\$150.86</b>	<b>792</b>	<b>783</b>	<b>\$131,780</b>	<b>\$168.3</b>	<b>1,219</b>	<b>890</b>	<b>\$157,520</b>	<b>\$176.99</b>	<b>427</b>	<b>107</b>	<b>\$25,740</b>	<b>\$8.69</b>
Discretionary - Appropriation	792	783	\$118,127	\$150.86	792	783	\$131,780	\$168.3	1,219	890	\$157,520	\$176.99	427	107	\$25,740	\$8.69

### Pay by Object Class

Pay Object Classes (Dollars in Thousands)	FY 2019 Enacted	FY 2020 Enacted	FY 2021 President's Budget	FY 2020 - FY 2021 Change
11.1 Full-time Permanent	\$53,413	\$66,800	\$80,960	\$14,160
11.3 Other than Full-Time Permanent	-	-	\$64	\$64
11.5 Other Personnel Compensation	\$23,290	\$23,290	\$30,501	\$7,211
12.1 Civilian Personnel Benefits	\$41,424	\$41,690	\$45,995	\$4,305
<b>Total - Personnel Compensation and Benefits</b>	<b>\$118,127</b>	<b>\$131,780</b>	<b>\$157,520</b>	<b>\$25,740</b>
<b>Positions and FTE</b>				
Positions - Civilian	792	792	1,219	427
FTE - Civilian	783	783	890	107

### Pay Cost Drivers

Pay Cost Drivers (Dollars in Thousands)	FY 2019 Enacted			FY 2020 Enacted			FY 2021 President's Budget			FY 2020 to FY 2021 Total Changes		
	FTE	Amount	Rate	FTE	Amount	Rate	FTE	Amount	Rate	FTE	Amount	Rate
Detention and Deportation Officers	628	\$105,724	\$168.35	628	\$117,943	\$187.81	713	\$140,895	\$197.61	85	\$22,952	\$9.80
Non-LEOs	155	\$12,403	\$80.02	155	\$13,837	\$89.27	177	\$16,625	\$93.93	22	\$2,788	\$4.66
<b>Total – Pay Cost Drivers</b>	<b>783</b>	<b>\$118,127</b>	<b>\$150.86</b>	<b>783</b>	<b>\$131,780</b>	<b>\$168.30</b>	<b>890</b>	<b>\$157,520</b>	<b>\$176.99</b>	<b>107</b>	<b>\$25,740</b>	<b>\$8.69</b>

#### Explanation of Pay Cost Drivers

**Detention and Deportation Officers (DDOs):** DDOs make up Fugitive Operations Teams that identify, locate, and arrest fugitive aliens. ICE requests additional DDOs in FY 2021 to maintain core Fugitive Operations, improve ERO intelligence gathering capabilities, and increase engagement with interagency counterterrorism efforts. Rate change is due to Pay raise from FY 2020 to FY 2021.

**Non-Law Enforcement Officers (LEOs):** DDOs are enabled by non-LEOs who provide mission support in the form of file development, target analysis, and criminal history verifications. Non-LEOs also ensure that DDOs receive sufficient support to maximize their effectiveness. Rate change is due to Pay raise from FY 2020 to FY 2021.

## Fugitive Operations – PPA Level II

### Non Pay Budget Exhibits

#### Non Pay Summary

Organization (Dollars in Thousands)	FY 2019 Enacted	FY 2020 Enacted	FY 2021 President's Budget	FY 2020 to FY 2021 Total Changes
Fugitive Operations	\$7,842	\$7,842	\$37,082	\$29,240
<b>Total</b>	<b>\$7,842</b>	<b>\$7,842</b>	<b>\$37,082</b>	<b>\$29,240</b>
Discretionary - Appropriation	\$7,842	\$7,842	\$37,082	\$29,240

#### Non Pay by Object Class

Non-Pay Object Classes (Dollars in Thousands)	FY 2019 Enacted	FY 2020 Enacted	FY 2021 President's Budget	FY 2020 to FY 2021 Change
21.0 Travel and Transportation of Persons	\$521	\$521	\$902	\$381
22.0 Transportation of Things	\$94	\$94	\$94	-
23.2 Rental Payments to Others	\$27	\$27	\$27	-
23.3 Communications, Utilities, and Misc. Charges	\$283	\$283	\$351	\$68
25.1 Advisory and Assistance Services	\$466	\$466	\$466	-
25.2 Other Services from Non-Federal Sources	\$3,197	\$3,197	\$3,231	\$34
25.3 Other Goods and Services from Federal Sources	-	-	\$8,666	\$8,666
25.7 Operation and Maintenance of Equipment	\$1,700	\$1,700	\$2,811	\$1,111
26.0 Supplies and Materials	\$1,303	\$1,303	\$1,579	\$276
31.0 Equipment	\$251	\$251	\$18,955	\$18,704
<b>Total - Non Pay Object Classes</b>	<b>\$7,842</b>	<b>\$7,842</b>	<b>\$37,082</b>	<b>\$29,240</b>

**Non Pay Cost Drivers**

<b>Non Pay Cost Drivers</b> <i>(Dollars in Thousands)</i>	<b>FY 2019 Enacted</b>	<b>FY 2020 Enacted</b>	<b>FY 2021 President's Budget</b>	<b>FY 2020 to FY 2021 Total Changes</b>
Equipment	\$303	\$303	\$21,766	\$21,463
Contracts - Lexis/Nexis - National Crime Analysis and Targeting Center	\$5,751	\$5,751	\$6,592	\$841
Travel	\$830	\$830	\$996	\$166
Other Costs	\$958	\$958	\$7,728	\$6,770
<b>Total - Non Pay Cost Drivers</b>	<b>\$7,842</b>	<b>\$7,842</b>	<b>\$37,082</b>	<b>\$29,240</b>

**Explanation of Non Pay Cost Drivers**

**Equipment:** Biometric readers are significant tools to enhance public safety by aiding the officer's capability to identify priority targets and verify their identities in the field. These and other equipment for Fugitive Operations' officers are a primary expense for their mission and are derived from costs associated with immigration enforcement expertise in coordination with State and local law enforcement and participation in interagency task forces. The increase from FY 2020 to FY 2021 is attributed to increased hiring in FY 2021.

**Contracts – Lexis/Nexis – National Crime Analysis and Targeting Center:** The Lexis/Nexis - National Crime Analysis and Targeting Center (NCATC) contract supports the NCATC by providing access to national law enforcement data, and advanced data processing and analytics in support of criminal leads and investigations. The increase from FY 2020 to FY 2021 is attributed to increased hiring in FY 2021.

**Travel:** This funds travel by prior year and current year hires, specifically costs associated with mission critical travel (e.g., Mobile Criminal Alien Teams (MCATs) and/or surges (e.g., Operation Cross Check, Operation Sex Offender Alien Removal) in order to apprehend fugitive and criminals at-large. The increase from FY 2020 to FY 2021 is attributed to increased hiring in FY 2021.

**Other Costs:** Other Costs include one-time charges (e.g., furniture, uniforms, phones, O&M for vehicles) to hire additional LEOs per EO 13768. The increase from FY 2020 to FY 2021 is attributed to increased hiring in FY 2021.

**Budget Activities**

Fugitive Operations funds the following programs:

**Fugitive Operation Teams (FOTs):**

ERO has 129 FOTs concentrating on aliens who threaten public safety or national security. FOTs identify, locate, and arrest criminal aliens, gang members, and individuals who have violated U.S. immigration laws, including aliens who illegally re-entered the country after being removed and those ordered removed by an immigration judge.

**Probation and Parole:**

NFOP coordinates with Federal, State and Local Parole and Probation Offices to identify, arrest and remove foreign born nationals; who are released from incarceration (paroled) or who are placed on probation without being incarcerated, that are found to be in violation of immigration laws. In FY 2019, there were 2,290 probation and parole arrests, with a 97% criminal arrest rate.

**Transnational Law Enforcement Operations (TLEO):**

TLEO partners with U.S. and international law enforcement agencies to combat cross-border threats to public safety and national security. TLEO develops and disseminates actionable information via investigative leads on criminals and security threats who are violating immigration laws in order to conduct criminal and/or violent activities, while exploiting international borders to elude law enforcement. In FY 2019, TLEO INTERPOL U.S. National Central Bureau officers conducted information vetting for 620 foreign fugitive alien removals, corresponded on over 6,580 requests for information, identified 132 National Targeting Center leads, and coordinated the targeting and/or vetting of 75 Known/Suspected Human Rights Violators and 121 Known or Suspected Terrorist Leads.

**National Criminal Analysis and Targeting Center (NCATC):**

The NCATC, the national enforcement operations center for the ERO Targeting Operations Division (TOD), supports ERO enforcement personnel by generating high-value criminal and intelligence analysis from a wide variety of sources. The NCATC identification and analysis services underpin the at-large enforcement initiatives of ICE directorates and program offices which seek to identify, arrest, and remove priority aliens who pose a threat to community safety or national security.

Using technology and partnerships with domestic and international LEAs, interagency stakeholders, and regulatory and intelligence agencies, the NCATC analyzes large amounts of person-centric data to develop leads and investigative referrals and disseminate those leads to ICE field components. The NCATC prioritizes leads on members of transnational street gangs, sex offenders, and aliens with convictions for violent crimes and works with ICE field units, law enforcement task forces, and other Federal and international LEAs to provide stakeholders with thousands of referrals each year. In FY 2019, the NCATC vetted targeting and investigative referrals on nearly 5.1 million individuals. The NCATC provides targeting and operational support for the following ongoing, multi-agency investigative and intelligence activities: Parole and Probation violators; Return to Sender; Operation No Safe Haven; INTERPOL's Project Red; Security Alliance for Fugitive Enforcement (SAFE); and National Cross Check operations. Additionally, the NCATC has assumed responsibility for the investigation of aliens referred to ICE by USCIS's Fraud Detection



and National Security Directorate (FDNS) who have been convicted of, or are suspected of being convicted of, egregious crimes. The NCATC analyzes all Egregious Public Safety (EPS) referrals received from USCIS. By leveraging specialized training, experience, technology, and law enforcement partnerships, this immigration enforcement effort advances public safety and national security.

NFOP conducts the following activities to increase criminal alien arrests and improve investigative targeting:

- *Operation Cross Check*: Operation Cross Check is NFOP's flagship enforcement initiative targeting specific alien populations, such as at-large criminals convicted of violent offenses and members of transnational criminal gangs. The specific nature of an Operation Cross Check effort may be predicated on national events or situations unique to a particular AOR, requests by ICE counterparts or other agencies, or directives from an ERO component. In FY 2019, Operation Cross Check arrests resulted in 3,188 arrests with a 67% criminal conviction rate.
- *Operation Secure Streets*: An enforcement operation that targets priority aliens who have been convicted of violations concerning the operation of a motor vehicle while under the influence of alcohol or drugs. In FY 2019, Operation Secure Streets resulted in 2,298 total arrests, of which 1,352 were convicted criminals.
- *Fugitive Alien Removal (FAR)*: FAR encompasses ERO's efforts to identify, locate, and arrest foreign fugitives, who are removable aliens residing within the United States and wanted for or convicted of crimes committed abroad. ERO permanently assigns ICE liaison officers to INTERPOL's Fugitive Division. These personnel develop investigative leads and provide support in locating and arresting foreign fugitives. The number of FAR arrests made by NFOP has increased annually since the program's inception. In FY 2019, ERO apprehended 807 foreign fugitives, of which 205 were arrested for homicide, 49 for sex crimes, and 176 for criminal gang related activity. Using dedicated, enforcement-focused ERO Liaison Officers who are stationed both internationally and domestically at INTERPOL and overseas at EUROPOL positions ICE to better combat the increasing number of transnational criminals fleeing prosecution and exploiting U.S. visa and border controls.
- *Most Wanted Program*: The Most Wanted Program aids ICE in the location and arrest of dangerous fugitives and at-large criminal aliens, develops community support by providing visibility and fostering awareness of ERO's public safety mission, and builds cooperative relationships with law enforcement partners through the exchange of mutually beneficial information aimed at removing these threats from local communities. In FY 2019, ERO arrested four individuals on ERO's Top 10 Most Wanted list.

#### **Mobile Criminal Alien Teams (MCATs):**

MCATs assist with enforcement efforts in areas where the criminal alien workload requires additional personnel, including where cooperation with local law enforcement is incongruent with ERO's operational needs. MCATs conduct at-large field enforcement activities designed to investigate, locate, and arrest aliens for removal from the United States, especially criminal aliens who were released from the custody of jurisdictions that do not honor ICE detainers. There are several MCATs in locations in which ERO previously had no permanent presence, increasing public safety within these regions and eliminating the need for field offices to detail personnel to these underserved areas. MCATs are also ideally situated to address probation and parole enforcement leads. MCATs are assigned to 10 of the 24 ERO AORs. In FY 2019, there were 1,493 MCAT arrests with a 65% criminal conviction rate.

**Special Response Teams (SRTs):**

SRTs are specialized teams that conduct high-risk enforcement actions and other specialized duties or activities, as authorized, in the furtherance of ICE's immigration enforcement and public safety missions within the scope of ICE authorizations and authority. Certain ERO enforcement activities require specialized training tactics and equipment beyond those of the typical ERO enforcement officer to ensure safe and successful resolution.

SRT enforcement actions include elevated probability that an encounter will be made with an individual with a history of violence, or otherwise involve sensitive circumstances. These high-risk enforcement activities may include the service of high risk warrants, high-risk transports, high profile removals, and special high-risk charter flights.

SRTs are now active in 13 of the 24 field offices, with five additional approved teams pending activation. During FY 2019, the teams have successfully completed over 133 high risk missions, which included 87 high risk arrest warrants, 50 high risk transports, 9 high profile removals, and 40 security missions for special high-risk charter flights.

***Criminal Alien Program – PPA Level II*****Budget Comparison and Adjustments****Comparison of Budget Authority and Request**

<b>Organization</b> <i>(Dollars in Thousands)</i>	FY 2019 Enacted			FY 2020 Enacted			FY 2021 President's Budget			FY 2020 to FY 2021 Total Changes		
	Pos.	FTE	Amount	Pos.	FTE	Amount	Pos.	FTE	Amount	Pos.	FTE	Amount
Criminal Alien Program	1,689	1,651	\$219,074	1,689	1,651	\$265,228	2,812	1,932	\$415,223	1,123	281	\$149,995
<b>Total</b>	<b>1,689</b>	<b>1,651</b>	<b>\$219,074</b>	<b>1,689</b>	<b>1,651</b>	<b>\$265,228</b>	<b>2,812</b>	<b>1,932</b>	<b>\$415,223</b>	<b>1,123</b>	<b>281</b>	<b>\$149,995</b>
Subtotal Discretionary - Appropriation	1,689	1,651	\$219,074	1,689	1,651	\$265,228	2,812	1,932	\$415,223	1,123	281	\$149,995

**PPA Level II Description**

The Criminal Alien Program (CAP) Level II PPA supports the apprehension and removal of criminal aliens incarcerated within Federal, State, and local prisons and jails, as well as criminal aliens at-large in the United States. CAP is responsible for screening and interviewing incarcerated foreign-born nationals in 4,300 prisons throughout the United States. To identify individuals for screening, law enforcement agencies (LEAs) and correctional facilities provide ICE biometric and biographic leads. ICE then uses biometric information sharing and analysis to confirm the validity of these leads. Following confirmation, CAP issues documents explaining the violation, lodges a detainer to ensure the facility releases the criminal alien to ICE and places the criminal alien into removal proceedings. Apprehension of incarcerated criminal aliens is more efficient and much safer than apprehension of those that are at-large. At-large arrests are often a result of sanctuary city policies that limit ICE's ability to identify and apprehend incarcerated aliens in a controlled jail setting. Instead of releasing incarcerated, criminal immigration violators to ICE, sanctuary cities release them directly into their communities. ICE personnel must then identify the location of the alien, surveil, and arrest these individuals where they often find other illegal aliens that must be arrested. Instead of protecting immigrant communities, sanctuary policies put them at greater risk of crime and arrest and results in a much greater expenditure of agency time and resources.

## Criminal Alien Program – PPA Level II

### Summary of Budget Changes

Budget Formulation Activity <i>(Dollars in Thousands)</i>	Positions	FTE	Amount
<b>FY 2019 Enacted</b>	<b>1,689</b>	<b>1,651</b>	<b>\$219,074</b>
<b>FY 2020 Enacted</b>	<b>1,689</b>	<b>1,651</b>	<b>\$265,228</b>
<b>FY 2021 Base Budget</b>	<b>1,689</b>	<b>1,651</b>	<b>\$265,228</b>
2020 Pay Raise	-	-	\$8,517
2021 Pay Raise	-	-	\$4,488
FERS Agency Contribution	-	-	\$3,277
Health Insurance	-	-	\$1,400
<b>Total, Pricing Increases</b>	<b>-</b>	<b>-</b>	<b>\$17,682</b>
<b>Total Adjustments-to-Base</b>	<b>-</b>	<b>-</b>	<b>\$17,682</b>
<b>FY 2021 Current Services</b>	<b>1,689</b>	<b>1,651</b>	<b>\$282,910</b>
Awards Spending Increase	-	-	\$5,983
EO Staffing	1,030	258	\$102,773
PERC Expansion	93	23	\$23,557
<b>Total, Program Increases</b>	<b>1,123</b>	<b>281</b>	<b>\$132,313</b>
<b>FY 2021 Request</b>	<b>2,812</b>	<b>1,932</b>	<b>\$415,223</b>
<b>FY 2020 To FY 2021 Change</b>	<b>1,123</b>	<b>281</b>	<b>\$149,995</b>

## Criminal Alien Program – PPA Level II

### Personnel Compensation and Benefits

#### Pay Summary

Organization (Dollars in Thousands)	FY 2019 Enacted				FY 2020 Enacted				FY 2021 President's Budget				FY 2020 to FY 2021 Total			
	Pos.	FTE	Amount	Rate	Pos.	FTE	Amount	Rate	Pos.	FTE	Amount	Rate	Pos.	FTE	Amount	Rate
Criminal Alien Program	1,689	1,651	\$196,346	\$118.93	1,689	1,651	\$240,500	\$145.67	2,812	1,932	\$299,975	\$155.27	1,123	281	\$59,475	\$9.6
<b>Total</b>	<b>1,689</b>	<b>1,651</b>	<b>\$196,346</b>	<b>\$118.93</b>	<b>1,689</b>	<b>1,651</b>	<b>\$240,500</b>	<b>\$145.67</b>	<b>2,812</b>	<b>1,932</b>	<b>\$299,975</b>	<b>\$155.27</b>	<b>1,123</b>	<b>281</b>	<b>\$59,475</b>	<b>\$9.6</b>
Discretionary - Appropriation	1,689	1,651	\$196,346	\$118.93	1,689	1,651	\$240,500	\$145.67	2,812	1,932	\$299,975	\$155.27	1,123	281	\$59,475	\$9.6

#### Pay by Object Class

Pay Object Classes (Dollars in Thousands)	FY 2019 Enacted	FY 2020 Enacted	FY 2021 President's Budget	FY 2020 - FY 2021 Change
11.1 Full-time Permanent	\$83,089	\$122,671	\$153,857	\$31,186
11.3 Other than Full-Time Permanent	\$675	\$675	\$791	\$116
11.5 Other Personnel Compensation	\$39,983	\$39,983	\$54,954	\$14,971
12.1 Civilian Personnel Benefits	\$72,599	\$77,171	\$90,373	\$13,202
<b>Total - Personnel Compensation and Benefits</b>	<b>\$196,346</b>	<b>\$240,500</b>	<b>\$299,975</b>	<b>\$59,475</b>
<b>Positions and FTE</b>				
Positions - Civilian	1,689	1,689	2,812	1,123
FTE - Civilian	1,651	1,651	1,932	281

### Pay Cost Drivers

Pay Cost Drivers <i>(Dollars in Thousands)</i>	FY 2019 Enacted			FY 2020 Enacted			FY 2021 President's Budget			FY 2020 to FY 2021 Total Changes		
	FTE	Amount	Rate	FTE	Amount	Rate	FTE	Amount	Rate	FTE	Amount	Rate
Detention and Deportation Officers	1,093	\$157,077	\$143.71	1,093	\$192,400	\$176.03	1,311	\$243,494	\$185.73	218	\$51,094	\$9.70
Non-LEOs	558	\$39,269	\$70.37	558	\$48,100	\$86.20	621	\$56,481	\$90.95	63	\$8,381	\$4.75
<b>Total – Pay Cost Drivers</b>	<b>1,651</b>	<b>\$196,346</b>	<b>\$118.93</b>	<b>1,651</b>	<b>\$240,500</b>	<b>\$145.67</b>	<b>1,932</b>	<b>\$299,975</b>	<b>\$155.27</b>	<b>281</b>	<b>\$59,475</b>	<b>\$9.60</b>

#### Explanation of Pay Cost Drivers

**Detention and Deportation Officers (DDOs):** CAP DDOs apprehend and remove at-large criminal aliens and criminal aliens incarcerated within Federal, State, and local prisons and jails in the United States. ICE requests additional DDOs in FY 2021 to continue to respond to growth in operational requirements while leveraging intelligence-driven, risk-based targeting support. Rate change is due to Pay raise from FY 2020 to FY 2021.

**Non-Law Enforcement Officers (LEOs):** Non-LEOs assist with mission-critical administrative functions, such as data and records management, to enable DDOs to process an increased number of administrative removals. ICE requests additional non-LEOs in FY 2021 to enable DDOs to continue to respond to operational requirements with maximum effectiveness. Rate change is due to Pay raise from FY 2020 to FY 2021.

## Criminal Alien Program – PPA Level II

### Non Pay Budget Exhibits

#### Non Pay Summary

Organization (Dollars in Thousands)	FY 2019 Enacted	FY 2020 Enacted	FY 2021 President's Budget	FY 2020 to FY 2021 Total Changes
Criminal Alien Program	\$22,728	\$24,728	\$115,248	\$90,520
<b>Total</b>	<b>\$22,728</b>	<b>\$24,728</b>	<b>\$115,248</b>	<b>\$90,520</b>
Discretionary - Appropriation	\$22,728	\$24,728	\$115,248	\$90,520

#### Non Pay by Object Class

Non-Pay Object Classes (Dollars in Thousands)	FY 2019 Enacted	FY 2020 Enacted	FY 2021 President's Budget	FY 2020 to FY 2021 Change
21.0 Travel and Transportation of Persons	\$1,661	\$1,661	\$2,663	\$1,002
22.0 Transportation of Things	\$186	\$186	\$186	-
23.2 Rental Payments to Others	\$9	\$9	\$9	-
23.3 Communications, Utilities, and Misc. Charges	\$1,013	\$1,013	\$1,194	\$181
25.1 Advisory and Assistance Services	\$8,221	\$10,221	\$10,221	-
25.2 Other Services from Non-Federal Sources	\$2,638	\$2,638	\$17,731	\$15,093
25.3 Other Goods and Services from Federal Sources	\$101	\$101	\$25,023	\$24,922
25.4 Operation and Maintenance of Facilities	\$1	\$1	\$1	-
25.7 Operation and Maintenance of Equipment	\$1,200	\$1,200	\$1,487	\$287
25.8 Subsistence & Support of Persons	\$2	\$2	\$2	-
26.0 Supplies and Materials	\$7,436	\$7,436	\$8,157	\$721
31.0 Equipment	\$260	\$260	\$48,574	\$48,314
<b>Total - Non Pay Object Classes</b>	<b>\$22,728</b>	<b>\$24,728</b>	<b>\$115,248</b>	<b>\$90,520</b>

**Non Pay Cost Drivers**

<b>Non Pay Cost Drivers</b> <i>(Dollars in Thousands)</i>	<b>FY 2019 Enacted</b>	<b>FY 2020 President's Budget</b>	<b>FY 2021 President's Budget</b>	<b>FY 2020 to FY 2021 Total Changes</b>
Contracts - Project Management Support / Law Enforcement Systems and Analysis (LESA)	\$13,984	\$15,984	\$26,834	\$10,850
Travel	\$946	\$946	\$2,849	\$1,903
Equipment	\$416	\$416	\$1,487	\$1,071
Contracts – Law Enforcement Support Contracts (LESC) / Field OfficesTravel	\$332	\$332	\$588	\$256
Other Costs	\$7,050	\$7,050	\$83,490	\$76,440
<b>Total - Non Pay Cost Drivers</b>	<b>\$22,728</b>	<b>\$24,728</b>	<b>\$115,248</b>	<b>\$90,520</b>

**Explanation of Non Pay Cost Drivers**

**Contracts – Project Management Support / Law Enforcement Systems and Analysis (LESA):** This cost driver includes the analysis of nationwide enforcement operations as well as coordination with State and local law enforcement jurisdictions to support immigration priorities. It is derived from costs associated with project management contract support to improve data analysis and technology of immigration policy. The increase from FY 2020 to FY 2021 is attributed to increased hiring in FY 2021 and in the number of data and analytics requests processed.

**Travel:** Travel includes operational travel within the interior of the United States for the arrest of at-large criminal aliens. It is derived from projected mission critical travel and/or surges to apprehend and arrest at-large criminal aliens. The increase from FY 2020 to FY 2021 is attributed to increased hiring in FY 2021.

**Equipment:** This cost driver includes vehicles, radios, and other law enforcement equipment required by LEOs to carry out ICE's mission. The increase from FY 2020 to FY 2021 is attributed to increased hiring in FY 2021.

**Contracts – Law Enforcement Support Contract (LESC) / Field Offices:** Contracts support nationwide enforcement operations as well as coordination with State and local law enforcement jurisdictions to support immigration priorities. The LESC provides LEAs with data, criminal intelligence, and other person-centric information regarding immigration status and criminal history of persons under investigation, in custody, or otherwise encountered. The increase from FY 2020 to FY 2021 is attributed to increased hiring in FY 2021 and an increase in the number of LEA requests processed.

**Other Costs:** Other Costs include one-time charges (i.e., furniture, uniforms, phones) to hire additional LEOs per EO 13768. The increase from FY 2020 to FY 2021 is attributed to increased hiring in FY 2021.



**Budget Activities**

CAP performs its duties in accordance with EO 13768. CAP is charged with the faithful execution of the immigration laws of the United States against removable aliens. CAP prioritizes enforcement actions against several categories of removable aliens who have committed crimes, including those:

- Convicted of a criminal offense
- Charged with any criminal offense, where such charge has not been resolved
- Committed acts that constitute a chargeable offense
- Engaged in fraud or willful misrepresentation in connection with any official matter or application before a government agency
- Abused any program related to receipt of public benefits
- Subject to a final order of removal
- Posing a risk to public safety or national security

CAP uses Secure Communities technology, which use specialized IT systems to query FBI and DHS databases, to identify illegal aliens and take enforcement actions. LEAs initiate integrated record checks of criminal history and immigration status for individuals in their custody and refer those who are of interest to ICE for further investigation. In addition to managing the referrals provided by over 4,300 LEAs via Secure Communities, ERO CAP Officers must also locate and interview unidentified criminal aliens through other channels and pursue Secure Communities leads lacking the information required to make identity or status determinations. Once cases of interest are identified, ERO Officers make a status determination, lodge detainers on those in LEA custody who are of interest to ICE, issue charging documents to initiate removal proceedings, and, upon release, arrest and transport the criminal aliens into ICE custody.

The primary measures of CAP workload are foreign-born encounters, charging documents issued, and apprehensions made. These include both actions taken against those in LEA custody and those at-large. Physical removals from the United States measure the outcome of these actions. Implementation of EO 13768 in the second fiscal quarter of 2017 eliminated specific enforcement priorities, resulting in an immediate increase in interior enforcement activity which rose steadily until the border crisis in FY 2019. At its peak in May, CBP apprehensions at the southwest border exceeded May FY18's performance by 230%. With the shifting focus to the border in FY19, ICE made 429,922 foreign-born encounters and 57,390 CAP removals which was about 10% dip fewer than in FY18.

To enhance public safety and national security by removing criminal aliens, CAP employs the following programs in combination with Secure Communities:

**287(g) Program:**

The 287(g) Program serves as a force multiplier through partnerships with State and local LEAs. 287(g) facilitates the processing of aliens who are booked into a LEA's custody after being arrested for violation of a State or Local criminal law. Under a joint Memorandum of Agreement (MOA) with State and Local LEAs, ICE, in accordance with the Immigration and Naturalization Act (INA), cross-designates non-Federal LEOs as Designated Immigration Officers (DIOs) to perform specific immigration enforcement roles under the supervision of an ICE officer. These partnerships provide essential supplemental resources to quickly identify immigration violators already in State and local custody which expedites transfer into ICE custody and case management.

Under the 287(g) INA there are two programs in effect pursuant to MOAs with State and local LEAs; the Jail Enforcement Model (JEM) and the Warrant Service Officer (WSO) Programs. In FY 2019, ICE added seven LEAs bringing the total to 79 JEM partnerships. ICE has recommended nine additional to the ICE Director for deployment in FY 2020. ICE anticipates that these partnerships will continue to increase in future fiscal years. In addition, the WSO Program, which deployed in May of 2019, delegates State and local officers limited immigration authority to serve and execute administrative warrants of arrest and warrants of removal against designated aliens in their custody. During FY 2019, ICE signed 16 WSO MOAs and has signed 26 additional partnerships as of December, 2019. ICE anticipates increased partnerships across the Nation throughout FY 2020. Both the JEM and WSO promote continued growth of the 287(g) Program, leading to increased arrests, and supporting the redeployment of CAP Officers to strengthen other interior enforcement efforts through FY 2021.

The table below shows the ICE 287(g) components who support the program, and distribution of the total program's FY 2021 budget of \$77.8M and 140 positions. This will ensure sufficient resources are available to train State and local personnel, provide for detention costs, deploy IT equipment, provide training, provide legal compliance and assistance, managerial oversight and conduct site inspections. The staffing changes provide for an upsurge in funding to the Management and Administration PPAs (OCIO and OPR), OPLA and ERO PPAs (Custody and CAP).

ICE 287(g) Program Resources (Dollars in Thousands)			
PPA/PPA Level II - Office	FY 2021 Funding	FY 2021 Positions	Activities
ERO/Criminal Alien Program / 287(g) Program Management Office	\$27,773	108	<ul style="list-style-type: none"> <li>Oversees the program: including issues charging documents; providing immediate guidance to resolve emerging issues; and ensuring compliance with program policies and their respective MOAs;</li> <li>Works with each ICE component to manage and execute program resources, sponsorship of State and local personnel, DIO training and review of component activity; and</li> <li>Provides oversight of the Warrant Service Officer (WSO) program which authorizes State and local officers to facilitate the custodial transfer of specific persons of interest to ICE for removal purposes.</li> </ul>
ERO / Custody Operations	\$36,826	-	<ul style="list-style-type: none"> <li>Supports detention contract costs in locations with existing JEM and WSO MOAs.</li> </ul>
Management and Support / OCIO	\$8,213	6	<ul style="list-style-type: none"> <li>Responsible for the engineering, purchase, installation, sustainment, and management services of all IT equipment deployed inside the State and local facilities.</li> </ul>
Management and Support / OPR	\$3,966	22	<ul style="list-style-type: none"> <li>Responsible for assessing the effectiveness of ERO field offices that supervise 287(g) JEM and WSO programs, as well as ICE and LEA partners' compliance with program policies and 287(g) MOA requirements;</li> <li>Provides ICE leadership with an independent evaluation of the 287(g) Program; and</li> <li>Serves as a member of the 287(g) Program Advisory Board.</li> </ul>
OPLA	\$996	4	<ul style="list-style-type: none"> <li>Advises on the negotiations of proposed MOAs between ICE and partner LEAs and on operational matters affecting the program;</li> <li>Serves as advisory member on the 287(g) Program Advisory Board;</li> <li>Advises on litigation matters, including coordination with DOJ, program testimony, talking points, and other correspondence; and</li> <li>Provides legal training to State and local law enforcement personnel.</li> </ul>
<b>TOTAL</b>	<b>\$77,775</b>	<b>140</b>	

**Criminal History Information Sharing (CHIS):**

CHIS is an information sharing initiative between the U.S. Government and its international partners. Through CHIS, ICE provides its partners with valuable criminal conviction, identity, and gang information on foreign nationals pending removal from the United States. In return, ICE receives otherwise inaccessible foreign conviction, identity documents, and gang data. These records assist in the identification and classification of additional aliens within ICE's removal priorities and identify foreign criminal wants and warrants of fugitives from foreign partners. The list of active CHIS foreign partners consists of El Salvador, Guatemala, Honduras, Mexico, the Dominican Republic, the Bahamas, Jamaica, Cape Verde, and the United Kingdom. CHIS is currently engaging with the governments of New Zealand, Australia, Brazil, and Argentina in an effort to expand the program. In FY 2019, CAP provided 119,682 outbound notices of removal with 32,667 positive responses from foreign partners, of which 242 responses contained notices of active arrest warrants for homicide, assault, extortion, robbery, and other egregious crimes.

**Institutional Hearing and Removal Program (IHRP):**

The IHRP brings together ICE attorneys, ERO, Bureau of Prisons (BOP), and EOIR IJs in a system designed to expedite the removal process of incarcerated criminal aliens. IHRP's objective is to complete the judicial and administrative removal proceedings prior to the completion of an alien's incarceration. This process reduces or eliminates the need for further detention once the inmate enters ICE custody for the purposes of removal. In FY 2019, administrative arrests under the IHRP totaled 8,361 with a 77% removal rate.

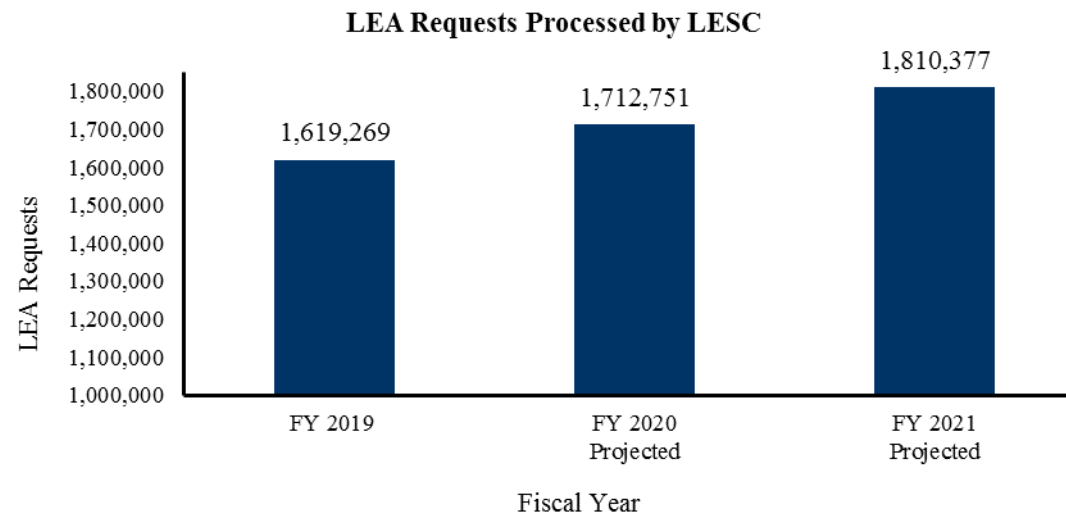
**Violent Criminal Alien Section (VCAS):**

The VCAS enforces penalties related to violations of the U.S. Criminal Code (USCC) discovered through ICE enforcement activities. The aggressive prosecution of criminal alien offenders identified by ICE enforcement officers, in conjunction with the Offices of the U.S. Attorneys, enhances public safety and deters recidivism. In FY 2019, VCAS enforcement resulted in 6,739 criminal arrests, 6,802 Federal indictments, and 7,142 criminal convictions.

**Operational Footprint:**

In addition to the programs mentioned above, CAP is also responsible for management of the following operational centers, which support the identification and removal of criminal aliens:

Law Enforcement Support Center (LESC): The LESC provides LEAs with data and intelligence, including information regarding immigration status and criminal history of persons under investigation, in custody, or otherwise encountered. The LESC operates 24 hours per day, 365 days per year. In FY 2019, the LESC processed over 1.6 million LEA requests for identity and immigration status information. In addition, the LESC operates a call center, which provides LEAs with real time assistance over the phone. As shown by the following graph, ICE projects the total number of LEA requests to the LESC will grow in FY 2020 and FY 2021.



LESC supports Federal, State, local, tribal, and international law enforcement partners, including INTERPOL and ICE Attaché offices, using the full range of DHS and other Federal intelligence resources. LESC also administers ICE records within the National Crime Information Center (NCIC), which plays a fundamental role in the Nation’s security and public safety and helps prevent gun violence by providing immigration status information to the FBI’s National Instant Criminal Background Check System (NICS) for Federal background checks on firearms purchases.

**Pacific Enforcement Response Center (PERC):** PERC supports the ERO Los Angeles Field Office 24/7 and provides mission critical after-hours support to 16 additional field offices encompassing 42 States and 2 territories, delivering near real-time detainer issuance, intelligence support, and proactive, risk-based targeting of removable criminals. PERC targeting focuses on removable criminal aliens who pose a threat to national security and public safety. PERC disseminates real-time intelligence in the form of actionable leads associated with both in-custody and at-large criminal aliens. In FY 2019, PERC processed 265,585 Immigration Alien Responses (IAR), issued 46,633 detainers, and made 100,468 CAP and at-large referrals. In FY 2021, ERO requests \$31.7M to fund 93 FTPs and additional contract support to expand and centralize nationwide responsibilities for IAR processing at PERC. This funding increases operational efficiencies and establishes a standardized process for IARs to reduce potential liability resulting from inconsistent applications of the law, policies, and procedures.

**Criminal Alien Program Surge Enforcement Team (CAPSET):** CAPSET and CAP surge operations enable ERO field offices to “surge” facilities whose target population outweighs local enforcement capabilities by drawing on personnel resources throughout the country. CAPSET aims to accomplish the following:

- Increase the number of aliens identified and fully processed prior to their release from custody;
- Assist field offices in reducing in-custody target backlog and in reducing personnel assigned to the surged facility; and
- Identify best practices that may be replicated in other locations.

In FY 2019, ICE conducted four CAPSET operations resulting in 967 encounters, 336 detainers issued, and 398 charging documents. Each CAPSET operation lasted approximately 10 working days and processed an average of four months' workload. Further, in FY 2019, ICE conducted 43 CAP surges within 22 ERO field offices, resulting in 2,062 encounters, 559 charging documents issued, 625 arrests, and 1,275 detainers.

*Alternatives to Detention – PPA Level II***Budget Comparison and Adjustments****Comparison of Budget Authority and Request**

Organization (Dollars in Thousands)	FY 2019 Enacted			FY 2020 Enacted			FY 2021 President's Budget			FY 2020 to FY 2021 Total Changes		
	Pos.	FTE	Amount	Pos.	FTE	Amount	Pos.	FTE	Amount	Pos.	FTE	Amount
Alternatives to Detention	327	304	\$274,621	327	467	\$319,213	627	542	\$353,941	300	75	\$34,728
<b>Total</b>	<b>327</b>	<b>304</b>	<b>\$274,621</b>	<b>327</b>	<b>467</b>	<b>\$319,213</b>	<b>627</b>	<b>542</b>	<b>\$353,941</b>	<b>300</b>	<b>75</b>	<b>\$34,728</b>
Subtotal Discretionary - Appropriation	327	304	\$274,621	327	467	\$319,213	627	542	\$353,941	300	75	\$34,728

**PPA Level II Description**

Alternatives to Detention (ATD) is a flight-mitigation tool that utilizes a combination of technology and strong case management to increase compliance with release conditions and facilitate alien compliance with court hearings and final orders of removal while allowing aliens to remain in their community. Aliens may be eligible for ATD under certain conditions: participants must be 18 years of age or older, removable, and at some stage of immigration proceedings (i.e., issued a Notice to Appear (NTA)). The ATD program supervises participants through a combination of home and office visits, alert response, court tracking, and monitoring technology. ATD provides a high level of supervision with the assistance of contractor support. Funding for ATD supports case management and the technology used to monitor and facilitate compliance with ATD supervision.

## Alternatives to Detention – PPA Level II

### Summary of Budget Changes

Budget Formulation Activity <i>(Dollars in Thousands)</i>	Positions	FTE	Amount
<b>FY 2019 Enacted</b>	<b>327</b>	<b>304</b>	<b>\$274,621</b>
<b>FY 2020 Enacted</b>	<b>327</b>	<b>467</b>	<b>\$319,213</b>
<b>FY 2021 Base Budget</b>	<b>327</b>	<b>467</b>	<b>\$319,213</b>
2020 Pay Raise	-	-	\$1,490
2021 Pay Raise	-	-	\$778
FERS Agency Contribution	-	-	\$1,915
Health Insurance	-	-	\$169
<b>Total, Pricing Increases</b>	<b>-</b>	<b>-</b>	<b>\$4,352</b>
<b>Total Adjustments-to-Base</b>	<b>-</b>	<b>-</b>	<b>\$4,352</b>
<b>FY 2021 Current Services</b>	<b>327</b>	<b>467</b>	<b>\$323,565</b>
Awards Spending Increase	-	-	\$1,037
EO Staffing	75	19	\$7,431
Non-Detained Docket Case Management	225	56	\$21,908
<b>Total, Program Increases</b>	<b>300</b>	<b>75</b>	<b>\$30,376</b>
<b>FY 2021 Request</b>	<b>627</b>	<b>542</b>	<b>\$353,941</b>
<b>FY 2020 To FY 2021 Change</b>	<b>300</b>	<b>75</b>	<b>\$34,728</b>



## Alternatives to Detention – PPA Level II

### Personnel Compensation and Benefits

#### Pay Summary

Organization (Dollars in Thousands)	FY 2019 Enacted				FY 2020 Enacted				FY 2021 President's Budget				FY 2020 to FY 2021 Total			
	Pos.	FTE	Amount	Rate	Pos.	FTE	Amount	Rate	Pos.	FTE	Amount	Rate	Pos.	FTE	Amount	Rate
Alternatives to Detention	327	304	\$57,071	\$187.73	327	467	\$78,935	\$169.03	627	542	\$93,843	\$173.14	300	75	\$14,908	\$4.11
<b>Total</b>	<b>327</b>	<b>304</b>	<b>\$57,071</b>	<b>\$187.73</b>	<b>327</b>	<b>467</b>	<b>\$78,935</b>	<b>\$169.03</b>	<b>627</b>	<b>542</b>	<b>\$93,843</b>	<b>\$173.14</b>	<b>300</b>	<b>75</b>	<b>\$14,908</b>	<b>\$4.11</b>
Discretionary - Appropriation	327	304	\$57,071	\$187.73	327	467	\$78,935	\$169.03	627	542	\$93,843	\$173.14	300	75	\$14,908	\$4.11

#### Pay by Object Class

Pay Object Classes (Dollars in Thousands)	FY 2019 Enacted	FY 2020 Enacted	FY 2021 President's Budget	FY 2020 - FY 2021 Change
11.1 Full-time Permanent	\$30,142	\$41,977	\$49,313	\$7,336
11.3 Other than Full-Time Permanent	\$3	\$3	\$23	\$20
11.5 Other Personnel Compensation	\$9,432	\$12,582	\$15,770	\$3,188
12.1 Civilian Personnel Benefits	\$17,494	\$24,373	\$28,737	\$4,364
<b>Total - Personnel Compensation and Benefits</b>	<b>\$57,071</b>	<b>\$78,935</b>	<b>\$93,843</b>	<b>\$14,908</b>
<b>Positions and FTE</b>				
Positions - Civilian	327	327	627	300
FTE - Civilian	304	467	542	75

### Pay Cost Drivers

Pay Cost Drivers (Dollars in Thousands)	FY 2019 Enacted			FY 2020 Enacted			FY 2021 President's Budget			FY 2020 to FY 2021 Total Changes		
	FTE	Amount	Rate	FTE	Amount	Rate	FTE	Amount	Rate	FTE	Amount	Rate
Detention and Deportation Officers	260	\$49,652	\$190.97	387	\$66,751	\$172.48	447	\$79,015	\$176.77	60	\$12,264	\$4.29
Non-LEOs	44	\$7,419	\$168.61	80	\$12,184	\$152.30	95	\$14,828	\$156.08	15	\$2,644	\$3.78
<b>Total Pay Cost Drivers</b>	<b>304</b>	<b>\$57,071</b>	<b>\$187.73</b>	<b>467</b>	<b>\$78,935</b>	<b>\$169.03</b>	<b>542</b>	<b>\$93,843</b>	<b>\$173.14</b>	<b>75</b>	<b>\$14,908</b>	<b>\$4.11</b>

#### Explanation of Pay Cost Drivers

**Detention and Deportation Officers (DDOs):** ATD DDOs supervise aliens eligible for ATD through home visits, alert response, and contractor support oversight. ATD can perform its function with a low FTE/participant ratio due to reliance on the Intensive Supervision Appearance Program (ISAP) III's technology and contractor support. ICE requests additional DDOs in FY 2021 to respond to growth in ATD participation and improve management of cases on the non-detained docket. Rate change is due to Pay raise from FY 2020 to FY 2021.

**Non-Law Enforcement Officers (LEOs):** ATD non-LEOs perform administrative duties, such as court case tracking and case management, to allow ATD LEOs to focus on their mission-facing functions. ICE requests additional non-LEOs in FY 2021 to support DDOs in their efforts to manage ongoing growth in ATD participation and non-detained docket caseload. Rate change is due to Pay raise from FY 2020 to FY 2021.

## Alternatives to Detention – PPA Level II

### Non Pay Budget Exhibits

#### Non Pay Summary

Organization (Dollars in Thousands)	FY 2019 Enacted	FY 2020 Enacted	FY 2021 President's Budget	FY 2020 to FY 2021 Total Changes
Alternatives to Detention	\$217,550	\$240,278	\$260,098	\$19,820
<b>Total</b>	<b>\$217,550</b>	<b>\$240,278</b>	<b>\$260,098</b>	<b>\$19,820</b>
Discretionary - Appropriation	\$217,550	\$240,278	\$260,098	\$19,820

#### Non Pay by Object Class

Non-Pay Object Classes (Dollars in Thousands)	FY 2019 Enacted	FY 2020 Enacted	FY 2021 President's Budget	FY 2020 to FY 2021 Change
21.0 Travel and Transportation of Persons	\$255	\$884	\$1,156	\$272
22.0 Transportation of Things	\$72	\$72	\$72	-
23.2 Rental Payments to Others	\$2	\$2	\$2	-
23.3 Communications, Utilities, and Misc. Charges	\$164	-	\$49	\$49
25.1 Advisory and Assistance Services	\$214,547	\$237,338	\$237,338	-
25.2 Other Services from Non-Federal Sources	\$1,174	\$1,233	\$1,252	\$19
25.3 Other Goods and Services from Federal Sources	-	-	\$6,974	\$6,974
25.7 Operation and Maintenance of Equipment	\$609	\$504	\$567	\$63
25.8 Subsistence & Support of Persons	\$5	\$5	\$5	-
26.0 Supplies and Materials	\$682	\$240	\$427	\$187
31.0 Equipment	\$40	-	\$12,256	\$12,256
<b>Total - Non Pay Object Classes</b>	<b>\$217,550</b>	<b>\$240,278</b>	<b>\$260,098</b>	<b>\$19,820</b>

**Non Pay Cost Drivers**

<b>Non Pay Cost Drivers</b> <i>(Dollars in Thousands)</i>	<b>FY 2019 Enacted</b>	<b>FY 2020 Enacted</b>	<b>FY 2021 President's Budget</b>	<b>FY 2020 to FY 2021 Total Changes</b>
Contracts - Non-Detained Alien Monitoring Intensive Supervision Appearance Program (ISAP)	\$184,856	\$229,856	\$243,275	\$13,419
Other Costs	\$32,694	\$10,422	\$16,823	\$6,401
<b>Total - Non Pay Cost Drivers</b>	<b>\$217,550</b>	<b>\$240,278</b>	<b>\$260,098</b>	<b>\$19,820</b>

**Explanation of Non Pay Cost Drivers**

**Contracts – Non-Detained Alien Monitoring Intensive Supervision Appearance Program (ISAP):** ATD’s primary non pay cost driver is non-detained monitoring contracts known as ISAP. ISAP covers the monitoring of low-level aliens currently not in detention and on bond as well as a variety of participant case management services. It is derived from costs associated with an array of monitoring technology options (i.e., telephonic or GPS, court management, or alert management) that provides a high level of supervision in coordination with contractor support. The increase from FY 2020 to FY 2021 is attributed to increasing participant levels (see narrative and chart under Budget Activities).

**Other Costs:** Other Costs include one-time charges (i.e., furniture, uniforms, phones, O&M for vehicles) to hire additional LEOs per EO 13768. The increase from FY 2020 to FY 2021 is attributed to an increased level of hiring in FY 2021 and the impact of FY 2019 enacted hiring.

### **Budget Activities**

Immigration enforcement activity has risen steadily since the issuance of the EO 13768. As of September 30, 2019, ICE had 97,268 average ATD program participants which exceeded FY18's end of fiscal year mark by nearly 18,000 participants. To use its limited available detention capacity for high-risk individuals, ICE must maintain a robust ATD program for low-risk individuals or those not suitable for detention. Examples of individuals not suitable for detention are family units ICE must release from detention within a few weeks pursuant to court orders and individuals with significant medical issues.

### **Intensive Supervision Appearance Program III (ISAP III):**

ISAP III is the third iteration of the ISAP contract and provides ATD officers with case management services and monitoring technology options. Upon an individual's placement in ATD, an ATD LEO conducts a risk evaluation of the individual and assigns that individual an appropriate level of supervision. As part of this evaluation, the LEO selects the type of monitoring technology (i.e., telephonic, SmartLINK<sup>1</sup>, or GPS) and the levels of case management, such as frequency of home and office visits, court tracking, and alert management. ATD LEOs can review and adjust case management levels and technology assignment at any time based upon the participant's compliance and/or changes in the participant's circumstances. The LEO can consider the following factors when determining eligibility for ATD enrollment options:

- Stage in the removal process;
- Assets/property;
- Community and family ties;
- Legal representation;
- Criminal history;
- Compliance history; and
- Humanitarian concerns.

ISAP III enhances ICE's operational effectiveness. ICE has developed standard operating procedures (SOPs) that have maintained significant program success rates while operating at a low average daily cost. Under the ISAP III contract, ICE incurs costs of approximately \$4.43 per day for every participant, down from the \$4.77 average under the former ISAP II agreement. The ISAP III contract enables ICE to significantly increase participant compliance with release conditions, including attending immigration hearings, obtaining travel documentation, and making travel arrangements for departure from the United States.

The ISAP III contract also offers Enhanced Case Management Services (ECMS). ECMS provides higher levels of case management for those participants who have been identified as having suffered significant trauma or who have direct dependents in need. ECMS will provide participants

---

<sup>1</sup> SmartLINK is an application for use on a smartphone for those participants who establish eligibility. It uses facial recognition software to verify identity, GPS data point capture, push notifications and reminders, direct messaging with case officers and participants, and a searchable services database.

all the services that were initially provided under the Family Case Management Program (FCMP), but is 1/6<sup>th</sup> of the cost of FCMP and available in 54 locations rather than five metropolitan areas. Assistance that ECMS provides to participants includes:

- Helping families identify and prioritize challenges.
- Developing specific, measurable goals and outcomes with corresponding action plans.
- Identifying and connecting to available community resources to help achieve program objectives.
- Working with non-profit and community-based organizations to provide direct services like Know your Rights and Cultural Orientations.
- Developing Stability and Well Being Assessments that address a variety of areas including living arrangements, transportation, medical, legal, and financial services, cultural orientation, etc.
- Providing effective referrals that align with needs, as well as verify that participants engage with provided referrals by following up after appointments.

Additionally, the Contractor will provide stakeholders an opportunity to provide feedback and engage in programming dialogue through a Community Reference Committee. ICE is currently in the procurement phase of ISAP IV and anticipates award in the second quarter of FY 2020. Costs per participant will be consistent with ISAP III.

ATD has established 14 staging areas (S sites) on the border and at some detention facilities. ICE enrolls eligible participants directly from major border processing areas for travel across the United States to these sites. At the end of FY 2019, ICE enrolled 70,064 S site participants. These S sites are located in Tucson, AZ; Yuma, AZ; Santa Ana, CA; San Diego, CA; Adelanto, CA; Imperial, CA; Otay Mesa, CA; Phoenix, AZ; Berks, PA; El Paso, TX; McAllen, TX; Dilley, TX; Karnes, TX; and San Ysidro, CA. ATD can track the participants via GPS as they leave the border areas and travel to a new AOR. Once they arrive in a new AOR, the ATD officer determines their continued suitability for the ATD program and possible transition to a C, G, or T site, as described below.

In addition to S sites, three additional types of sites under contract are:

C sites: These are standalone contractor-operated facilities providing case management services and monitoring. Contractor Case Specialists (CSs), at the direction of ICE, conduct case management activities, including unscheduled home visits, scheduled office visits, support service referrals, court tracking, and alert management for C site participants. The CS assigns the participant a monitoring technology based upon the ATD officer's request. A participant may be eligible for support services including medical services, legal and translation services, local transportation-related information services, and court date reminders.

G sites: These are locations where the contractor works within the local ERO office. Capacity is limited to 100 participants, however, transition to a C site is possible upon request and demonstration of need. The CS can perform the same functions as that of a C site. ICE also has Super G-sites which can supervise 200 participants. Rather than one, two CSs will operate within the local ERO office.

T sites: These are ERO offices where ATD officers directly supervise the participants using contractor-provided software and equipment. ATD officers are responsible for case management but have the option of assigning court tracking and initial alert resolution to the contractor.

Since FY 2016, ATD program participation rates have increased rapidly from 46,777 daily program participants to 79,595 in FY 2018, a 70% increase. At the end of FY 2019, ICE had a daily average of 97,268 participants. The FY 2021 request for ATD continues to fully support the 120,000 ATD participant level as was funded in the FY 2020 enacted appropriation.

The ATD program ensures the most appropriate levels of case management and technology assignment to improve compliance rates. Due to extended case processing times with the EOIR and a steadily increasing population that exceeds ATD’s operational ability to provide required levels of participant monitoring, the rate of non-compliance and program absconders has increased. In FY 2019 the family unit absconder rate was 26.9%. Absconder levels are also high for aliens on ATD ordered removed and for those who have recently arrived in the United States and lack family ties. Additional enforcement and detention resources—including staff and beds—are needed to ensure aliens comply with program requirements and that ICE has a chance to intervene before an alien or family unit absconds. Additionally, while the average daily cost per participant has remained stable, increased processing times has led to an overall increase in monitoring costs. The table below provides a breakout of FY 2019 ATD absconder rates broken out by adults and family units (FAMU) as of September 30, 2019.

	FAMU	Non-FAMU	Overall
Absconders	15,790	3,027	18,817
Terminations	58,652	24,534	83,186
Absconder Rate	26.9%	12.3%	22.6%

ICE continues to take an analysis-based approach towards efficiencies and program application. In FY 2019, ICE developed and implemented ATD’s version of a risk-score which, when taking into account several factors, generated a number from 1 to 5. The higher the number, the higher the perceived risk of non-compliance. Each time an automated alert is generated, the participant’s risk score is given so the case officers can prioritize operational responses towards higher-risk participants. A preliminary analysis indicates that since the implementation of the risk score, ICE has decreased response times to those participants who are the highest risk of absconding. ICE will continue to track this information and is looking to perform further analysis to determine if using the risk scores and focusing operational responses has led to higher rates of compliance.

***Transportation and Removal Program – PPA Level II*****Budget Comparison and Adjustments****Comparison of Budget Authority and Request**

Organization <i>(Dollars in Thousands)</i>	FY 2019 Enacted			FY 2020 Enacted			FY 2021 President's Budget			FY 2020 to FY 2021 Total Changes		
	Pos.	FTE	Amount	Pos.	FTE	Amount	Pos.	FTE	Amount	Pos.	FTE	Amount
Transportation and Removal Program	69	65	\$483,348	69	65	\$562,450	164	89	\$603,475	95	24	\$41,025
<b>Total</b>	<b>69</b>	<b>65</b>	<b>\$483,348</b>	<b>69</b>	<b>65</b>	<b>\$562,450</b>	<b>164</b>	<b>89</b>	<b>\$603,475</b>	<b>95</b>	<b>24</b>	<b>\$41,025</b>
Subtotal Discretionary - Appropriation	69	65	\$483,348	69	65	\$562,450	164	89	\$603,475	95	24	\$41,025

**PPA Level II Description**

The Transportation and Removal Program (TRP) provides the safe and secure transportation of aliens who either are subject to final orders of removal or require transfer within the United States. TRP also manages custody decisions, travel document issuance, and removal processes for post final order cases. TRP consists of three divisions: The Removal Management Division (RMD); ICE Air Operations (IAO); and the International Operations Division (IOD). TRP also coordinates the transfer of Unaccompanied Children (UC) from CBP to Health and Human Services (HHS) shelters through the Juvenile and Family Residential Centers (FRC) Unit.



## Transportation and Removal Program – PPA Level II

### Summary of Budget Changes

Budget Formulation Activity <i>(Dollars in Thousands)</i>	Positions	FTE	Amount
<b>FY 2019 Enacted</b>	<b>69</b>	<b>65</b>	<b>\$483,348</b>
<b>FY 2020 Enacted</b>	<b>69</b>	<b>65</b>	<b>\$562,450</b>
<b>FY 2021 Base Budget</b>	<b>69</b>	<b>65</b>	<b>\$562,450</b>
2020 Pay Raise	-	-	\$547
2021 Pay Raise	-	-	\$299
FERS Agency Contribution	-	-	\$623
Health Insurance	-	-	\$104
TRP Removal Cost	-	-	\$14,695
<b>Total, Pricing Increases</b>	<b>-</b>	<b>-</b>	<b>\$16,268</b>
<b>Total Adjustments-to-Base</b>	<b>-</b>	<b>-</b>	<b>\$16,268</b>
<b>FY 2021 Current Services</b>	<b>69</b>	<b>65</b>	<b>\$578,718</b>
Awards Spending Increase	-	-	\$399
EO Staffing	95	24	\$9,401
Migrant Protection Protocol (MPP)	-	-	\$14,957
<b>Total, Program Increases</b>	<b>95</b>	<b>24</b>	<b>\$24,757</b>
<b>FY 2021 Request</b>	<b>164</b>	<b>89</b>	<b>\$603,475</b>
<b>FY 2020 To FY 2021 Change</b>	<b>95</b>	<b>24</b>	<b>\$41,025</b>

## Transportation and Removal Program – PPA Level II

### Personnel Compensation and Benefits

#### Pay Summary

Organization (Dollars in Thousands)	FY 2019 Enacted				FY 2020 Enacted				FY 2021 President's Budget				FY 2020 to FY 2021 Total			
	Pos.	FTE	Amount	Rate	Pos.	FTE	Amount	Rate	Pos.	FTE	Amount	Rate	Pos.	FTE	Amount	Rate
Transportation and Removal Program	69	65	\$24,890	\$382.92	69	65	\$32,228	\$495.82	164	89	\$37,186	\$417.82	95	24	\$4,958	(\$78)
<b>Total</b>	<b>69</b>	<b>65</b>	<b>\$24,890</b>	<b>\$382.92</b>	<b>69</b>	<b>65</b>	<b>\$32,228</b>	<b>\$495.82</b>	<b>164</b>	<b>89</b>	<b>\$37,186</b>	<b>\$417.82</b>	<b>95</b>	<b>24</b>	<b>\$4,958</b>	<b>(\$78)</b>
Discretionary - Appropriation	69	65	\$24,890	\$382.92	69	65	\$32,228	\$495.82	164	89	\$37,186	\$417.82	95	24	\$4,958	(\$78)

#### Pay by Object Class

Pay Object Classes (Dollars in Thousands)	FY 2019 Enacted	FY 2020 Enacted	FY 2021 President's Budget	FY 2020 - FY 2021 Change
11.1 Full-time Permanent	\$12,398	\$18,867	\$21,266	\$2,399
11.3 Other than Full-Time Permanent	\$621	\$621	\$629	\$8
11.5 Other Personnel Compensation	\$3,485	\$3,485	\$4,597	\$1,112
12.1 Civilian Personnel Benefits	\$8,386	\$9,255	\$10,694	\$1,439
<b>Total - Personnel Compensation and Benefits</b>	<b>\$24,890</b>	<b>\$32,228</b>	<b>\$37,186</b>	<b>\$4,958</b>
<b>Positions and FTE</b>				
Positions - Civilian	69	69	164	95
FTE - Civilian	65	65	89	24

### Pay Cost Drivers

Pay Cost Drivers <i>(Dollars in Thousands)</i>	FY 2019 Enacted			FY 2020 Enacted			FY 2021 President's Budget			FY 2020 to FY 2021 Total Changes		
	FTE	Amount	Rate	FTE	Amount	Rate	FTE	Amount	Rate	FTE	Amount	Rate
Detention and Deportation Officers	47	\$19,912	\$423.66	47	\$25,782	\$548.55	65	\$29,964	\$460.98	18	\$4,182	(\$87.57)
Non-LEOs	18	\$4,978	\$276.56	18	\$6,446	\$358.11	24	\$7,222	\$300.92	6	\$776	(\$57.19)
<b>Total – Pay Cost Drivers</b>	<b>65</b>	<b>\$24,890</b>	<b>\$382.92</b>	<b>65</b>	<b>\$32,228</b>	<b>\$495.82</b>	<b>89</b>	<b>\$37,186</b>	<b>\$417.82</b>	<b>24</b>	<b>\$4,958</b>	<b>(\$78.00)</b>

#### Explanation of Pay Cost Drivers

**Detention and Deportation Officers (DDOs):** TRP DDOs transport aliens safely and securely. ICE requests additional DDOs in FY 2021 to respond to a growing need for detainee movement throughout the domestic detention network while maintaining safe and low-risk coordination of a high number of removals given an expanding ERO international footprint.

**Non-Law Enforcement Officers (LEOs):** TRP non-LEOs include Air Operations staff who coordinate ICE charter air flights in the United States and around the world and arrange commercial flights for the removal of aliens. Non-LEOs also assist DDOs with the operation of air and ground transportation networks in the face of increasing transportation demands.

## Transportation and Removal Program – PPA Level II

### Non Pay Budget Exhibits

#### Non Pay Summary

Organization (Dollars in Thousands)	FY 2019 Enacted	FY 2020 Enacted	FY 2021 President's Budget	FY 2020 to FY 2021 Total Changes
Transportation and Removal Program	\$458,458	\$530,222	\$566,289	\$36,067
<b>Total</b>	<b>\$458,458</b>	<b>\$530,222</b>	<b>\$566,289</b>	<b>\$36,067</b>
Discretionary - Appropriation	\$458,458	\$530,222	\$566,289	\$36,067

#### Non Pay by Object Class

Non-Pay Object Classes (Dollars in Thousands)	FY 2019 Enacted	FY 2020 Enacted	FY 2021 President's Budget	FY 2020 to FY 2021 Change
21.0 Travel and Transportation of Persons	\$448,312	\$520,076	\$520,161	\$85
22.0 Transportation of Things	\$128	\$128	\$29,780	\$29,652
23.2 Rental Payments to Others	\$1,214	\$1,214	\$1,214	-
23.3 Communications, Utilities, and Misc. Charges	\$1,825	\$1,825	\$1,840	\$15
25.1 Advisory and Assistance Services	\$433	\$433	\$433	-
25.2 Other Services from Non-Federal Sources	\$1,474	\$1,474	\$1,482	\$8
25.3 Other Goods and Services from Federal Sources	-	-	\$2,061	\$2,061
25.4 Operation and Maintenance of Facilities	\$2,953	\$2,953	\$2,953	-
25.7 Operation and Maintenance of Equipment	\$17	\$17	\$43	\$26
26.0 Supplies and Materials	\$1,855	\$1,855	\$1,916	\$61
31.0 Equipment	\$247	\$247	\$4,406	\$4,159
<b>Total - Non Pay Object Classes</b>	<b>\$458,458</b>	<b>\$530,222</b>	<b>\$566,289</b>	<b>\$36,067</b>

**Non Pay Cost Drivers**

<b>Non Pay Cost Drivers</b> <i>(Dollars in Thousands)</i>	<b>FY 2019 Enacted</b>	<b>FY 2020 Enacted</b>	<b>FY 2021 President's Budget</b>	<b>FY 2020 to FY 2021 Total Changes</b>
Contracts - Charter Aircraft	\$182,639	\$204,886	\$209,295	\$4,409
Contracts - Ground Transportation	\$145,635	\$184,387	\$207,426	\$23,039
Contracts - Unaccompanied Children (UC)	\$114,323	\$125,088	\$127,292	\$2,204
Other Costs	\$15,861	\$15,861	\$22,276	\$6,415
<b>Total - Non Pay Cost Drivers</b>	<b>\$458,458</b>	<b>\$530,222</b>	<b>\$566,289</b>	<b>\$36,067</b>

**Explanation of Non Pay Cost Drivers**

**Contracts – Charter Aircraft:** Charter aircraft are used by ICE Air Operations to conduct deportations of illegal aliens back to their home countries. The increase from FY 2020 to FY 2021 is attributed to additional transportation services required related to increasing removals and the number of flights to formerly recalcitrant countries, requiring a higher number of Special High-Risk Charter (SHRC) flights.

**Contracts – Ground Transportation:** Ground transportation allows for nationwide movement of alien migrants in preparation for removal from the United States. These costs are impacted by regional and national transportation movements, including local bus/van transports for removal of detained aliens. The increase from FY 2020 to FY 2021 is attributed to additional transportation services required related to increasing ADP and removals.

**Contracts – Unaccompanied Children (UC):** UC migration requires officer escorts in the transfer of these minors to the HHS Office of Refugee Resettlement (ORR). The increase from FY 2020 to FY 2021 is attributed to an increase in number of UC transports.

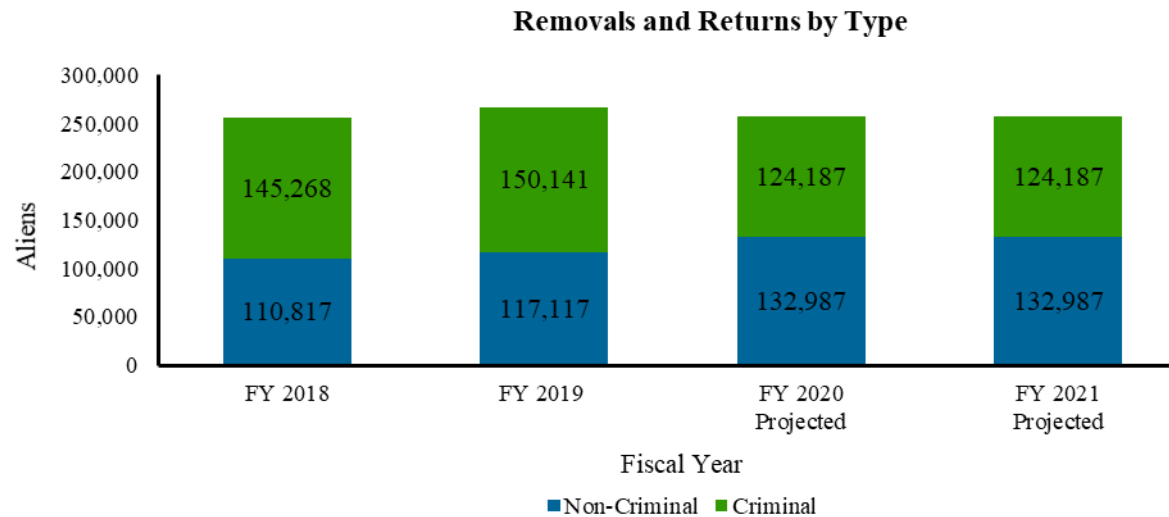
**Other Costs:** Other Costs include one-time charges (i.e., furniture, uniforms, phones, O&M for vehicles) to hire additional LEOs. The increase from FY 2020 to FY 2021 is attributed to increased hiring in FY 2021.

**Budget Activities**

TRP utilizes the managerial tools and resources described below to coordinate removals from the United States to countries around the world in accordance with the Immigration and Nationality Act (INA), departmental policies, and country-specific requirements. The process to verify an individual's country of citizenship can be cumbersome and is often contingent upon information obtained from the alien, DHS and DOS data systems, and direct engagement with foreign governments via ERO Assistant Attaches for Removal. Domestically, ERO provides any information that can be gathered to support an individual's identity to the appropriate consulate or embassy. Each country has their own verification process, with some requiring personal interviews or extensive in-country investigations involving visits to previous addresses prior to verifying nationality and accepting the return of their national. When ERO has exhausted all its means to return an alien, ERO will request assistance from DOS to engage with the foreign government either domestically or abroad. Despite ERO's efforts there are numerous countries that refuse to cooperate in taking back their citizens. ICE does not have the authority to force removals upon a sovereign Nation.

To facilitate removals, TRP significantly expanded the Electronic Nationality Verification Program in FY 2019. The program is designed to return nationals of the participating countries in an expeditious manner by verifying the nationality electronically versus the traditional manner of having a travel document issued by a consular official. Currently, Guatemala, El Salvador, and Honduras are active participating nations. Since the ENV Pilot program's expansion on July 25, 2019, there have been 360 total ENV charter flights (including mixed missions), repatriating a total of 35,859 subjects.

As interior arrests and the number of detainees continue to rise, and the demographics of the population of detainees with final orders of removal shift, TRP fiscal and human resource requirements will grow. Furthermore, increases in the number of EOIR Immigration Judges, will decrease the processing time for alien's immigration decisions and increase the number of those with a final order of removal. The graph below displays actual and projected overall removals and returns by removal type. Removals of illegal aliens in FY 2019 totaled 267,258, a 4.4% increase over the FY 2018 year-end total.



Note: Ongoing changes in administration enforcement priorities and policies as well as uncertainty around future immigration flows make it difficult to accurately project operational data points two years into the future. As such, ICE baselines FY 2021 projections from FY 2020 projections for select metrics.

Uncooperative countries represent a significant challenge to efficient and effective removal proceedings. The Removal Division continues to make progress with historically recalcitrant countries using the Removal Cooperation Initiative (RCI) tool which ranks foreign countries' cooperation with the removal process as Uncooperative, At Risk of Non-Compliance (ARON), or Cooperative. The Removal Division's Removal Management Division uses this information to focus the engagement of appropriate U.S. and foreign government interlocutors to improve foreign governments' cooperation with ICE's removal efforts. While progress has been made, obtaining approval to return nationals for many countries outside of the northern triangle and Mexico has been historically more difficult to obtain, thus requiring constant and continued engagement with these countries to ensure that approvals continue to be granted. Both the coordination efforts and the physical removal are much more labor intensive, costly, and at times takes longer to coordinate and organize. It is difficult or impossible to remove individuals via commercial airlines to some African, Middle Eastern, and Southeast Asian countries, often resulting in the need for ERO to utilize Special High-Risk Charter flights at a substantially higher cost than commercial removals.

TRP accomplishes removals through three Divisions of ERO's Removal Directorate; the Removal Management Division (RMD), International Operations Division (IOD), and ICE Air Operations (IAO). RMD and IOD oversee removal operations and liaise with foreign governments, both domestically and abroad, to coordinate timely removal of individuals with final orders of removal. By obtaining the proper clearances and issuing necessary notifications for pending missions, IOD provides logistical assistance for escorted and unescorted commercial air removals. IOD also provides on-the-ground support, when needed, and helps officers during escorts when issues arise in transit or foreign countries. To assist with overseas coordination, IOD administers Deputy Attachés for Removal (DARs) and Assistant Attachés for Removal (AARs) that provide field offices

and Headquarters staff with assistance on removal-related matters from strategically located overseas stations to expedite travel document (TD) issuance. Between FY 2018 and FY 2019, IOD's international footprint has expanded to comprise the current three DAR and 19 AAR positions. In this short time, ICE is already seeing an increase in TDs issued for aliens that were historically released from custody due to lack of significant likelihood of removal in the reasonably foreseeable. IODs anticipated deployment of additional overseas positions through FY 2021 will likely result in additional removals.

**Air Operations:**

IAO manages air transportation support for removals by scheduling flights, forecasting operational needs, and assisting with coordination between foreign governments and embassies. IAO oversees aviation safety, standardization, and training and provides services to all ICE ERO field offices. IAO also conducts routine flight operations from locations in Arizona, Florida, Louisiana, and Texas in support of all ERO field offices.

IAO transports aliens via air charters and commercial flights. ICE uses routine air charters to remove aliens to countries with high removal volumes and special air charters for failure-to-comply cases, aliens ineligible for removal via commercial air, and high-profile aliens. ICE can rapidly adjust to changing flight requirements, such as dates, times, and routes using charters procured through the GSA Schedule. ICE uses commercial flights to facilitate the transfer, staging, and removal of aliens via land ports of entry (POEs), following the Federal Travel Regulation (FTR), and for repatriations to countries with a low volume of removals. Increases in removals and additional domestic flight requirements resulting from high ADP increase air costs substantially.

In FY 2019, IAO conducted 57 Special High-Risk Charter (SHRC) flights, removing a total of 1,364 detainees which is a decrease of 22.8% over previous years. This is reflective of the resource intensive response to the border crisis of FY 2019. IAO saw an increase in routine operations as well as SHRCs, conducting 131,902 total removals in FY 2019, a 17.9% increase compared to FY 2018. These increases directly result from the International Operations Division's (IOD's) overseas expansion and RMD's focused engagements with foreign embassies and consulates.

**Ground Transportation:**

Ground transportation includes alien pick-ups, transfers, removals, and court and medical appointments. Ground transportation provides integral support to other ICE activities, including custody management, enforcement, removals, and local field operations. The Transportation Management Office (TMO) was established by ERO to more effectively manage alien ground transportation. The TMO works directly with field and headquarters stakeholders to collect and analyze transportation data, identify and implement efficiencies, and develop business process improvements and policies for ground transportation operations.

In FY 2019, TRP purchased 17.9 million miles of contractor transportation and over 1.3 million contractor guard hours directly related to transportation. This represents a 2.3% increase over FY 2018. These services occur as individual transportation contracts in New York City, Baltimore, San Antonio, San Francisco, Los Angeles, San Diego, and Phoenix, as well as transportation contracts that are combined with local detention services contracts in remaining AORs. The decentralized ground transportation network allows field offices to control local transportation networks and assets.



**Unaccompanied Children (UCs)/Family:**

In addition to the removal of aliens, ICE transfers UCs to the care of the HHS ORR upon the assignment of bed space and transports family units internally to ERO FRCs. ERO is responsible for transporting UCs from the DHS apprehending agency to the designated ORR facility. The Juvenile and Family Residential Management Unit coordinates with ORR directly for placement of UCs encountered in the interior of the United States by other DHS components. ICE safeguards UC welfare by adhering to stated UC ratio guidelines and by separating minors by age, gender, and criminality. ERO uses commercial air travel to conduct the majority of UC and family unit movements. Costs increase substantially with the number of UC and family book-ins. In FY 2019, ICE transported 64,718 unaccompanied children at a total contracted transportation cost of approximately \$93.5M. This is a significant increase from FY 2018 in which UC transports totaled 41,371 at a total cost of \$74.9M.

**Department of Homeland Security**  
***U.S. Immigration and Customs Enforcement***  
***Procurement, Construction, and Improvements***



**Fiscal Year 2021**  
**Congressional Justification**

**Table of Contents**

<b><i>Procurement, Construction, and Improvements</i></b> .....	<b>1</b>
Budget Comparison and Adjustments .....	3
Non Pay Budget Exhibits.....	6
Capital Investments Exhibits .....	7
<i>Mission Support Assets and Infrastructure – PPA</i> .....	8
Budget Comparison and Adjustments .....	8
Non Pay Budget Exhibits.....	11
Capital Investments Exhibits .....	12
Consolidated ICE Financial Solution (CIFS) – Investment.....	13
Mission Support Assets and Infrastructure End Items – Investment.....	16
<i>Operational Communications/Information Technology – PPA</i> .....	18
Budget Comparison and Adjustments .....	18
Non Pay Budget Exhibits.....	21
Capital Investments Exhibits .....	22
Operational Communications/Information Technology End Items – Investment.....	23
T8 – Investment .....	25
TACCOM – Investment.....	29
<i>Construction and Facility Improvements – PPA</i> .....	31
Budget Comparison and Adjustments .....	31
Non Pay Budget Exhibits.....	34
Capital Investments Exhibits .....	35
Mission Capacity Expansion – Investment.....	36
Critical Repair Requirement – Investment .....	40

## Procurement, Construction, and Improvements

### Budget Comparison and Adjustments

#### Comparison of Budget Authority and Request

Organization (Dollars in Thousands)	FY 2019 Enacted	FY 2020 Enacted	FY 2021 President's Budget	FY 2020 to FY 2021 Total Changes
Mission Support Assets and Infrastructure	\$4,700	-	\$3,060	\$3,060
Operational Communications/Information Technology	\$30,859	\$10,300	\$21,478	\$11,178
Construction and Facility Improvements	\$10,000	\$36,970	\$80,416	\$43,446
<b>Total</b>	<b>\$45,559</b>	<b>\$47,270</b>	<b>\$104,954</b>	<b>\$57,684</b>
Discretionary - Appropriation	\$45,559	\$47,270	\$104,954	\$57,684

The Immigration and Custom Enforcement (ICE) Procurement, Construction, and Improvements (PC&I) appropriation provides the funding necessary for the planning, operational development, engineering, and purchase of headquarters and field office operational assets prior to the sustainment (operations and maintenance, “O&M”) phase. ICE programs receiving funding through the PC&I appropriation support the improvement, deployment, and modernization of facilities and IT applications, systems, and infrastructure, which enables ICE to administer and enforce customs and immigration laws.

PC&I resources support the operational availability of information technology (IT) infrastructure, a safe working environment across ICE frontline operations, and the delivery of critical, mission-facing capabilities across the following Programs, Projects, and Activities (PPAs):

**Mission Support Assets and Infrastructure:** This PPA enables the development, modernization, and enhancement of ICE-centralized business administration systems and ICE-wide IT infrastructure.

**Operational Communications/ Information Technology:** This PPA supports the development, modernization, and enhancement of mission-specific IT systems.

**Construction and Facility Improvements:** This PPA supports improvements and critical repairs of existing ICE-owned facilities, as well as tenant improvement and expansions of ICE-occupied leased facilities.

## Procurement, Construction, and Improvements

### Budget Authority and Obligations

Budget Authority (Dollars in Thousands)	FY 2019	FY 2020	FY 2021
<b>Enacted/Request</b>	<b>\$45,559</b>	<b>\$47,270</b>	<b>\$104,954</b>
Carryover and/or Recoveries (Actual/Estimates/Projections)	\$23,295	\$18,536	-
Rescissions to Current Year/Budget Year	-	-	-
Net Sequestered Resources	-	-	-
Reprogrammings/Transfers	(\$2,278)	-	-
Supplementals	-	-	-
<b>Total Budget Authority</b>	<b>\$66,576</b>	<b>\$65,806</b>	<b>\$104,954</b>
Collections – Reimbursable Resources	-	-	-
<b>Total Budget Resources</b>	<b>\$66,576</b>	<b>\$65,806</b>	<b>\$104,954</b>
Obligations (Actual/Estimates/Projections)	\$48,040	\$65,806	\$104,954
<b>Personnel: Positions and FTE</b>			
Enacted/Request Positions	-	-	-
Enacted/Request FTE	-	-	-
<b>Onboard and Actual FTE; Includes Collections - Reimbursable Resources</b>			
Onboard (Actual/Estimates/Projections)	-	-	-
FTE (Actual/Estimates/Projections)	-	-	-

## Procurement, Construction, and Improvements

### Summary of Budget Changes

Budget Formulation Activity <i>(Dollars in Thousands)</i>	Positions	FTE	Amount
<b>FY 2019 Enacted</b>	-	-	<b>\$45,559</b>
<b>FY 2020 Enacted</b>	-	-	<b>\$47,270</b>
<b>FY 2021 Base Budget</b>	-	-	-
Critical Repairs and Replacements	-	-	\$21,500
Cyber Defense	-	-	\$2,100
HR Management System and TOPS	-	-	\$960
ICE Tactical Training Venue	-	-	\$9,600
OPLA EOIR Facilities Expansion	-	-	\$7,155
Repository for Analytics in a Virtualized Environment (RAVEN)	-	-	\$8,628
T-8 Enhancement	-	-	\$6,000
TACCOM Site Expansion	-	-	\$6,850
Varick St. NY Renovation	-	-	\$42,161
<b>Total Investment Elements</b>	-	-	<b>\$104,954</b>
<b>FY 2021 Request</b>	-	-	<b>\$104,954</b>
<b>FY 2020 To FY 2021 Change</b>	-	-	<b>\$57,684</b>

**Procurement, Construction, and Improvements****Non Pay Budget Exhibits****Non Pay by Object Class**

<b>Non-Pay Object Classes</b> <i>(Dollars in Thousands)</i>	<b>FY 2019 Enacted</b>	<b>FY 2020 Enacted</b>	<b>FY 2021 President's Budget</b>	<b>FY 2020 to FY 2021 Change</b>
25.1 Advisory and Assistance Services	\$4,700	-	\$960	\$960
25.2 Other Services from Non-Federal Sources	-	\$10,300	\$6,000	(\$4,300)
31.0 Equipment	\$30,859	-	\$17,578	\$17,578
32.0 Land and Structures	\$10,000	\$36,970	\$80,416	\$43,446
<b>Total - Non Pay Object Classes</b>	<b>\$45,559</b>	<b>\$47,270</b>	<b>\$104,954</b>	<b>\$57,684</b>

## Procurement, Construction, and Improvements Capital Investments Exhibits

### Capital Investments

<b>Investment</b> <i>(Dollars in Thousands)</i>	<b>Unique Item Identifier</b>	<b>Acquisition Level</b>	<b>Procurement/ Construction</b>	<b>IT/Non-IT</b>	<b>MAOL</b>	<b>FY 2019 Enacted</b>	<b>FY 2020 Enacted</b>	<b>FY 2021 President's Budget</b>
T-8	024-000005384	1	Procurement	IT	Yes	-	\$10,300	\$6,000
Consolidated ICE Financial Solution (CIFS)	024-000005350	2	Procurement	IT	Yes	\$4,700	-	-
Operational Communications/Information Technology End Items	N/A	Non-Major	Procurement	IT	No	-	-	\$8,628
TACCOM	024-000005382	Non-Major	Procurement	IT	No	\$30,859	-	\$6,850
Mission Support Assets and Infrastructure End Items	N/A	Non-Major	Procurement	IT	No	-	-	\$3,060
Mission Capacity Expansion	N/A	Non-Major	Construction	Non-IT	No	-	-	\$58,916
Critical Repair Requirement	N/A	Non-Major	Construction	Non-IT	No	\$10,000	\$36,970	\$21,500



***Mission Support Assets and Infrastructure – PPA*****Budget Comparison and Adjustments****Comparison of Budget Authority and Request**

<b>Organization</b> <i>(Dollars in Thousands)</i>	<b>FY 2019 Enacted</b>	<b>FY 2020 Enacted</b>	<b>FY 2021 President's Budget</b>	<b>FY 2020 to FY 2021 Total Changes</b>
Consolidated ICE Financial Solution (CIFS)	\$4,700	-	-	-
Mission Support Assets and Infrastructure End Items	-	-	\$3,060	\$3,060
<b>Total</b>	<b>\$4,700</b>	<b>-</b>	<b>\$3,060</b>	<b>\$3,060</b>
Discretionary - Appropriation	\$4,700	-	\$3,060	\$3,060

**PPA Level I Description**

The Mission Support Assets and Infrastructure PPA provides funding for the development, modernization, and enhancement of ICE-centralized business administration systems and ICE-wide IT infrastructure. Activities that receive funding through this PPA allow ICE personnel to operate in a modern IT environment and to access ICE and DHS Component enterprise applications and tools. Business administration systems encompass financial management, acquisition, human resources, training, personnel security, and task/correspondence tracking, as well as the following IT infrastructure applications and tools: email; collaboration tools; IT security; Office of the Chief Information Officer (OCIO) services; networks; and server platforms.

This PPA is comprised of the following investments/activities:

**Consolidated ICE Financial Solution (CIFS):** This investment funds the modernization of ICE's core financial system, which will provide more analytical and data recording capabilities.

**Mission Support Assets and Infrastructure End Items:** This activity supports the development, modernization, and/or procurement of IT and business administration solutions that exceed the \$250,000 PC&I threshold but are not included on the DHS Master Acquisition Oversight List (MAOL). The FY 2021 President's Budget includes HR Management System and Table of Organization Position System (TOPS) and Cyber Defense.

## Mission Support Assets and Infrastructure – PPA

### Budget Authority and Obligations

Budget Authority (Dollars in Thousands)	FY 2019	FY 2020	FY 2021
<b>Enacted/Request</b>	<b>\$4,700</b>	-	<b>\$3,060</b>
Carryover and/or Recoveries (Actual/Estimates/Projections)	\$21,246	\$17,183	-
Rescissions to Current Year/Budget Year	-	-	-
Net Sequestered Resources	-	-	-
Reprogrammings/Transfers	-	-	-
Supplementals	-	-	-
<b>Total Budget Authority</b>	<b>\$25,946</b>	<b>\$17,183</b>	<b>\$3,060</b>
Collections – Reimbursable Resources	-	-	-
<b>Total Budget Resources</b>	<b>\$25,946</b>	<b>\$17,183</b>	<b>\$3,060</b>
Obligations (Actual/Estimates/Projections)	\$8,763	\$17,183	\$3,060
<b>Personnel: Positions and FTE</b>			
Enacted/Request Positions	-	-	-
Enacted/Request FTE	-	-	-
<b>Onboard and Actual FTE; Includes Collections - Reimbursable Resources</b>			
Onboard (Actual/Estimates/Projections)	-	-	-
FTE (Actual/Estimates/Projections)	-	-	-

**Mission Support Assets and Infrastructure – PPA**  
**Summary of Budget Changes**

<b>Budget Formulation Activity</b> <i>(Dollars in Thousands)</i>	<b>Positions</b>	<b>FTE</b>	<b>Amount</b>
<b>FY 2019 Enacted</b>	-	-	<b>\$4,700</b>
<b>FY 2020 Enacted</b>	-	-	-
<b>FY 2021 Base Budget</b>	-	-	-
Cyber Defense	-	-	\$2,100
HR Management System and TOPS	-	-	\$960
<b>Total Investment Elements</b>	-	-	<b>\$3,060</b>
<b>FY 2021 Request</b>	-	-	<b>\$3,060</b>
<b>FY 2020 To FY 2021 Change</b>	-	-	<b>\$3,060</b>

**Mission Support Assets and Infrastructure – PPA****Non Pay Budget Exhibits****Non Pay by Object Class**

<b>Non-Pay Object Classes</b> <i>(Dollars in Thousands)</i>	<b>FY 2019 Enacted</b>	<b>FY 2020 Enacted</b>	<b>FY 2021 President's Budget</b>	<b>FY 2020 to FY 2021 Change</b>
25.1 Advisory and Assistance Services	\$4,700	-	\$960	\$960
31.0 Equipment	-	-	\$2,100	\$2,100
<b>Total - Non Pay Object Classes</b>	<b>\$4,700</b>	<b>-</b>	<b>\$3,060</b>	<b>\$3,060</b>

---

**Mission Support Assets and Infrastructure – PPA**  
**Capital Investments Exhibits**

---

**Capital Investments**

<b>Investment</b> <i>(Dollars in Thousands)</i>	<b>Unique Item Identifier</b>	<b>Acquisition Level</b>	<b>Procurement/ Construction</b>	<b>IT/Non-IT</b>	<b>MAOL</b>	<b>FY 2019 Enacted</b>	<b>FY 2020 Enacted</b>	<b>FY 2021 President's Budget</b>
Consolidated ICE Financial Solution (CIFS)	024-000005350	2	Procurement	IT	Yes	\$4,700	-	-
Mission Support Assets and Infrastructure End Items	N/A	Non-Major	Procurement	IT	No	-	-	\$3,060

## Consolidated ICE Financial Solution (CIFS) – Investment Capital Investments Exhibits

### Procurement/Acquisition Programs

#### Consolidated ICE Financial Solution

#### Procurement, Construction, and Improvements Funding

<b>Investment</b> <i>(Dollars in Thousands)</i>	<b>Unique Item Identifier</b>	<b>Acquisition Level</b>	<b>Procurement/ Construction</b>	<b>IT/Non-IT</b>	<b>MAOL</b>	<b>FY 2019 Enacted</b>	<b>FY 2020 Enacted</b>	<b>FY 2021 President's Budget</b>
Consolidated ICE Financial Solution (CIFS)	024-000005350	2	Procurement	IT	Yes	\$4,700	-	-

#### Investment Description

The Consolidated ICE Financial Solution (CIFS) Program was established to support DHS Financial Systems Modernization (FSM) Program mission, goals, and objectives to ensure DHS Components have access to efficient and effective financial transaction processing using a fully integrated financial, acquisition, and asset management solution. ICE also functions as a financial transaction service provider to other DHS Components. In addition, ICE is seeking to transition to a financial management solution that uses standardized business processes to eliminate operational constraints; fills existing mission gaps; complies with Federal requirements and guidelines; and provides a fully automated, integrated, streamlined, and reliable core financial system. The solution will eliminate legacy interim approaches, increase workforce efficiencies, and thereby increase workforce retention. The future integrated enterprise level financial management, procurement, and asset management system will be a shared platform that will be utilized by ICE and the following customer DHS Components: Departmental Management and Operations (DMO), which now includes the Federal Protective Service (FPS) and the Office of Biometric Identify Management (OBIM); the Cyber Security and Infrastructure Security Agency (CISA); the Science and Technology Directorate (S&T); and U.S. Citizenship and Immigration Services (USCIS).

#### Justification

The Fiscal Year (FY) 2021 President's Budget does not include additional PC&I funding for CIFS.

FY 2019 enacted funding provided \$4.7M for CIFS development efforts. With those funds, ICE continues to coordinate with DHS and the customer Components to identify the necessary software and integration services needed to implement a modern software solution. The program is currently developing the acquisition and system engineering lifecycle (SELC) documentation, such as the Operational Requirements Document (ORD) and Concept of Operations (CONOPS) and will support upcoming acquisition decision events planned with DHS. No additional funding is required for FY 2020 or FY 2021 for these planning and initial migration efforts.

**FY 2019 Key Milestone Events**

- Began planning for system discovery phase.
- Conducted future operating model planning.
- Delivered historical financial data model to customer components.
- Began host environment operations.
- Continue data model operational enhancement activities.

**FY 2020 Planned Key Milestone Events**

- Support customer pre-migration planning activities to include strategy development and implementation planning.
- Support selection of software and system integrator.
- Conduct Discovery Phase for ICE and customers.
- Update program artifacts to support customer migration.
- Support ICE and customer data cleansing activities.

**FY 2021 Planned Key Milestone Events**

- Support customer migration activities.
- Stand-up data migration environment.
- Support ICE and customer data cleansing activities.
- Implement future operating model for the new operational system.

**Overall Investment Funding**

<i>(Dollars in Thousands)</i>	<b>Prior Years</b>	<b>FY 2019</b>	<b>FY 2020</b>	<b>FY 2021</b>
Operations and Support	\$4,000	\$7,634	\$7,467	\$7,502
Procurement, Construction, and Improvements	\$19,550	\$4,700	-	-
Research and Development	-	-	-	-
Legacy Appropriations	\$17,332			
<b>Total Project Funding</b>	<b>\$40,882</b>	<b>\$12,334</b>	<b>\$7,467</b>	<b>\$7,502</b>
Obligations	\$37,698	\$7,035		
Expenditures	\$16,125	\$442		

**Contract Information (Current/Execution Year, Budget Year)**

Contract Number	Contractor	Type	Award Date (mo/yr)	Start Date (mo/yr)	End Date (mo/yr)	EVM in Contract	Total Value (Dollars in Thousands)
HSCEMS-14-A-00006/ 70CMSW18Q00000020	Deloitte	FFP	09/2018	09/2018	09/2021	No	\$10,821
HSHQDC-16-D-P2003/ 70CMSW18FR0000106	Flatter, Inc.	FFP	09/2018	09/2018	09/2025	No	\$7,348
HSCEMS-17-F-00071	TeraThink	FFP	09/2017	09/2017	10/2019	No	\$4,591

**Significant Changes to Investment since Prior Year Enacted**

The data model has been completed and socialized, and pre-migration activities and program structure are being stood up. The Program has implemented the ICE CIFS Program Management Office (PMO) contract and the ICE CIFS workflow mapping process efficiencies contract.

**Investment Schedule**

Description	Design Work		Project Work	
	Initiated	Completed	Initiated	Completed
	FY 2019			
Began planning for system Discovery Phase			FY 2019 Q1	Ongoing
Conduct future operating model planning			FY 2019 Q1	Ongoing
Delivered historical financial data model to customer components			FY 2019 Q2	FY 2019 Q4
Began host environment operations			FY 2019 Q2	Ongoing
Continue data model operational enhancement			FY 2019 Q4	Ongoing
	FY 2020			
Support customer migration planning activities to include strategy development and implementation planning			FY 2020 Q1	FY 2020 Q4
Support selection of software and system integrator			FY 2020 Q1	FY 2020 Q1
Conduct Discovery Phase for ICE and customers			FY 2020 Q2	FY 2020 Q3
Update program artifacts to support customer migration			FY 2020 Q2	FY 2020 Q4
Support customer migration activities			FY 2020 Q2	FY 2020 Q4
Support ICE and customer data cleansing activities			FY 2020 Q2	FY 2020 Q4
	FY 2021			
Support customer migration activities			FY2021 Q1	FY2021 Q4
Stand up data migration environment			FY2021 Q1	FY2021 Q4
Support ICE and customer data cleansing activities			FY2021 Q1	FY2021 Q4
Implement future operating model for the new operational system			FY2021 Q1	FY2021 Q4



## Mission Support Assets and Infrastructure End Items – Investment Itemized Procurements

### End Items Purchases

#### Mission Support Assets & Infrastructure End Items

#### Procurement, Construction, and Improvements Funding

<b>Investment</b> <i>(Dollars in Thousands)</i>	<b>Unique Item Identifier</b>	<b>Acquisition Level</b>	<b>Procurement/ Construction</b>	<b>IT/Non-IT</b>	<b>MAOL</b>	<b>FY 2019 Enacted</b>	<b>FY 2020 Enacted</b>	<b>FY 2021 President's Budget</b>
Mission Support Assets and Infrastructure End Items	N/A	Non-Major	Procurement	IT	No	-	-	\$3,060

#### End Items Description

Mission Support Assets and Infrastructure End Items supports the development, modernization and/or procurement of IT and business administration solutions that exceed the \$250,000 PC&I threshold. For FY 2021, this includes the following activities:

<b>End Items Breakdown</b> <i>(Dollars in Thousands)</i>	<b>FY 2019 Enacted</b>		<b>FY 2020 Enacted</b>		<b>FY 2021 President's Budget</b>	
	<b>Quantity</b>	<b>Amount</b>	<b>Quantity</b>	<b>Amount</b>	<b>Quantity</b>	<b>Amount</b>
Cyber Defense	-	-	-	-	N/A	\$2,100
HR Management System and TOPS	-	-	-	-	N/A	\$960
<b>Total</b>	-	-	-	-	-	<b>\$3,060</b>

## Mission Support Assets and Infrastructure – PPA

## Mission Support Assets and Infrastructure End Items

- Cyber Defense: ICE must continue to update and procure software, capabilities, and IT tools to defend the agency's mission critical systems from cyber attacks. The Cyber Defense initiative includes software improvements for the ICE Security Operations Center (SOC), which will enable ICE to incorporate new DHS Continuous Diagnostics and Mitigation (CDM) requirements. CDM is a mandated Department-wide program that provides ICE with the capabilities and tools necessary to identify cybersecurity risks and to secure mission-specific data, such as Personally identifiable information (PII), Protected Health Information (PHI), and Law Enforcement Sensitive (LES) data. To meet the evolving DHS CDM requirements, ICE will update existing technologies and adopt new technologies to standardize the security software layers and capabilities. The FY 2021 PC&I funding supports the existing enterprise and endpoints (servers/workstations/network hardware) present on the ICE network. The following reflects a breakdown of the FY 2021 PC&I resources:
  - Identity Authentication Tool (IAT) (\$0.8M): provides a level of security by limiting access to those who have appropriate permissions and defined roles in the system.
  - Information Assurance Division (IAD) Workflow and Monitor module (\$0.5M): provides the ability to track workflow within the system.
  - Data Encryption (\$0.8M): provides a further level of security by encrypting all data that is stored and sent in the system.

The Operations and Support (O&S) appropriation includes an additional \$1.4M for Cyber Defense. The O&S funding provides licensing and security software support; security software application hosting environment; engineering support to implement and manage the security technology; and program support to manage ICE IT system security officer requirements.

- HR Management System and TOPS: The funding supports the enhancements to the Table of Organization Position System (TOPS). TOPS is ICE's current position data system that contains the data for over 20,000 Full-Time Positions (FTP), or the Full-Time Equivalent (FTE) valuation of \$3.0B in payroll. TOPS receives data from the National Finance Center and interfaces with the following Office of Human Capital's systems: Electronic System for Personnel (ESP) and Hiring Information Tracking System (HITS). Currently, TOPS has limited reporting capabilities that do not meet the standards requested by DHS, OMB and Congress, such as responding to statistical and budgetary inquiries, complying with OMB circular No. A-76, and generating reports for the Federal Activities Inventory Reform (FAIR) Act. To address this capability gap, the planned TOPS upgrades will enable new analytical capabilities to include data visualization, data validation, data quality, and systems control capabilities. Furthermore, the FY 2021 funding will enable ICE to establish an Extract, Translate, Load (ETL) connection between the TOPS database and target systems receiving information electronically through other means today. Improving the efficiency, quality, and accessibility of hiring data, as well as forecasting, will help ICE program offices and ICE leadership to make better informed hiring and budget decisions. Other benefits of modernization include:
  - improving end user's experience, such as adding workflow that is currently performed via email and tracked in spreadsheets;
  - improving auditing functions;
  - improving data quality and integrity;
  - enhancing the Agency's ability to monitor, manage and report on positions, including FAIR, across the enterprise; and,
  - improving payroll execution monitoring and payroll projections.

An additional \$2.0M provided in the O&S appropriation will support the integration of other disparate Human Management Systems currently used by ICE in the recruitment, hiring, management, and monitoring of its new employees.

***Operational Communications/Information Technology – PPA*****Budget Comparison and Adjustments****Comparison of Budget Authority and Request**

<b>Organization</b> <i>(Dollars in Thousands)</i>	<b>FY 2019 Enacted</b>	<b>FY 2020 Enacted</b>	<b>FY 2021 President's Budget</b>	<b>FY 2020 to FY 2021 Total Changes</b>
Operational Communications/Information Technology End Items	-	-	\$8,628	\$8,628
T-8	-	\$10,300	\$6,000	(\$4,300)
TACCOM	\$30,859	-	\$6,850	\$6,850
<b>Total</b>	<b>\$30,859</b>	<b>\$10,300</b>	<b>\$21,478</b>	<b>\$11,178</b>
Discretionary - Appropriation	\$30,859	\$10,300	\$21,478	\$11,178

**PPA Level I Description**

The Operational Communications and IT PPA supports the development, modernization, and enhancement of tactical communications and mission-specific IT systems for the Office of the Principle Legal Advisor (OPLA), Homeland Security Investigations (HSI), and Enforcement and Removal Operations (ERO). Activities funded through this PPA strengthen law enforcement case management, expand tactical radio coverage, and deploy capabilities that directly support the ICE mission of enforcing Federal laws governing border control, customs, trade, and immigration.

This PPA is comprised of the following investments/activities:

**Operational Communications/Information Technology End Items:** This supports the development, modernization, and/or procurement of IT and communication systems that exceed the \$250,000 PC&I threshold but are not included on the DHS MAOL. In FY 2021, this investment includes the Repository for Analytics in a Virtualized Environment (RAVEN).

**T-8:** This investment funds a multi-year IT modernization initiative, which provides incremental delivery of improved reporting capabilities, system enhancements, data governance process improvements, and mission operational efficiencies in support of ERO's mission.

**TACCOM:** This program funds secure communications, expanded tactical radio coverage, increased system capacity, and enhanced interoperability across law enforcement agencies, while delivering 24/7 availability and priority access for ICE law enforcement officers (LEOs).

## Operational Communications/Information Technology – PPA

### Budget Authority and Obligations

Budget Authority (Dollars in Thousands)	FY 2019	FY 2020	FY 2021
<b>Enacted/Request</b>	<b>\$30,859</b>	<b>\$10,300</b>	<b>\$21,478</b>
Carryover and/or Recoveries (Actual/Estimates/Projections)	\$1,681	\$833	-
Rescissions to Current Year/Budget Year	-	-	-
Net Sequestered Resources	-	-	-
Reprogrammings/Transfers	(\$2,278)	-	-
Supplementals	-	-	-
<b>Total Budget Authority</b>	<b>\$30,262</b>	<b>\$11,133</b>	<b>\$21,478</b>
Collections – Reimbursable Resources	-	-	-
<b>Total Budget Resources</b>	<b>\$30,262</b>	<b>\$11,133</b>	<b>\$21,478</b>
Obligations (Actual/Estimates/Projections)	\$29,429	\$11,133	\$21,478
<b>Personnel: Positions and FTE</b>			
Enacted/Request Positions	-	-	-
Enacted/Request FTE	-	-	-
<b>Onboard and Actual FTE; Includes Collections - Reimbursable Resources</b>			
Onboard (Actual/Estimates/Projections)	-	-	-
FTE (Actual/Estimates/Projections)	-	-	-

## Operational Communications/Information Technology – PPA

### Summary of Budget Changes

Budget Formulation Activity <i>(Dollars in Thousands)</i>	Positions	FTE	Amount
<b>FY 2019 Enacted</b>	-	-	<b>\$30,859</b>
<b>FY 2020 Enacted</b>	-	-	<b>\$10,300</b>
<b>FY 2021 Base Budget</b>	-	-	-
Repository for Analytics in a Virtualized Environment (RAVEn)	-	-	\$8,628
T-8 Enhancement	-	-	\$6,000
TACCOM Site Expansion	-	-	\$6,850
<b>Total Investment Elements</b>	-	-	<b>\$21,478</b>
<b>FY 2021 Request</b>	-	-	<b>\$21,478</b>
<b>FY 2020 To FY 2021 Change</b>	-	-	<b>\$11,178</b>

**Operational Communications/Information Technology – PPA****Non Pay Budget Exhibits****Non Pay by Object Class**

<b>Non-Pay Object Classes</b> <i>(Dollars in Thousands)</i>	<b>FY 2019 Enacted</b>	<b>FY 2020 Enacted</b>	<b>FY 2021 President's Budget</b>	<b>FY 2020 to FY 2021 Change</b>
25.2 Other Services from Non-Federal Sources	-	\$10,300	\$6,000	(\$4,300)
31.0 Equipment	\$30,859	-	\$15,478	\$15,478
<b>Total - Non Pay Object Classes</b>	<b>\$30,859</b>	<b>\$10,300</b>	<b>\$21,478</b>	<b>\$11,178</b>

---

**Operational Communications/Information Technology – PPA**  
**Capital Investments Exhibits**

---

**Capital Investments**

<b>Investment</b> <i>(Dollars in Thousands)</i>	<b>Unique Item Identifier</b>	<b>Acquisition Level</b>	<b>Procurement/ Construction</b>	<b>IT/Non-IT</b>	<b>MAOL</b>	<b>FY 2019 Enacted</b>	<b>FY 2020 Enacted</b>	<b>FY 2021 President's Budget</b>
T-8	024-000005384	1	Procurement	IT	Yes	-	\$10,300	\$6,000
Operational Communications/Information Technology End Items	N/A	Non-Major	Procurement	IT	No	-	-	\$8,628
TACCOM	024-000005382	Non-Major	Procurement	IT	No	\$30,859	-	\$6,850

## Operational Communications/Information Technology End Items – Investment Itemized Procurements

### End Items Purchases

#### Operational Communications/Information Technology End Items Procurement, Construction, and Improvements Funding

<b>Investment</b> <i>(Dollars in Thousands)</i>	<b>Unique Item Identifier</b>	<b>Acquisition Level</b>	<b>Procurement/ Construction</b>	<b>IT/Non-IT</b>	<b>MAOL</b>	<b>FY 2019 Enacted</b>	<b>FY 2020 Enacted</b>	<b>FY 2021 President's Budget</b>
Operational Communications/Information Technology End Items	N/A	Non-Major	Procurement	IT	No	-	-	\$8,628

#### End Items Description

The Operational Communications/Information Technology (IT) End Items supports the development, modernization, and/or procurement of IT and communication systems that exceed the \$250,000 PC&I threshold but are not included on the DHS MAOL. In FY 2021, items that fall under this activity include the following:

<b>End Items Breakdown</b> <i>(Dollars in Thousands)</i>	<b>FY 2019 Enacted</b>		<b>FY 2020 Enacted</b>		<b>FY 2021 President's Budget</b>	
	<b>Quantity</b>	<b>Amount</b>	<b>Quantity</b>	<b>Amount</b>	<b>Quantity</b>	<b>Amount</b>
Repository for Analytics in a Virtualized Environment (RAVEN)	-	-	-	-	-	\$8,628
<b>Total</b>	-	-	-	-	-	<b>\$8,628</b>

- RAVEN: The FY 2021 funding supports the development of new capabilities, modernization of existing capabilities, and enhancement of the RAVEN platform. This platform will serve as HSI's next generation cloud-based advanced analytics tool and will serve as HSI's curation point for data, analytics, and data analytic tools to improve ICE investigative capabilities. The FY 2021 President's Budget begins a multi-year initiative to support the development of multiple tools to include the following:
  - The Kestrel Lead Tracking Capability: supports the National Lead Development Center (NLDC), HSI TipLine, and other large-scale investigations that need information disseminated to the field in a streamlined process.
  - Raptor Post-Minimized Title-III (T-III) Analysis Tool: provides the capability to share automated post-minimized T-III line-sheets across investigations.



- *Peregrine E-mail Analysis Tool*: ingests bulk e-mail information and uses natural language processing (NLP) to help special agents and analysts extract keywords and run analytics to identify and combat criminal activity.
- *Osprey Money Service Business Data Ingestion Tool*: ingests and streamlines money service business (MSB) data and provides special agents and analysts with the ability to merge, manipulate, and analyze the data during the investigative process.
- *FALCON 2.0*: supports the design of RAVEn's customizable main user interface. By interacting with the user interface, special agents and analysts will be able to conduct federated searches, graph visualizations, analyze timelines, and access mapping functionalities from HSI-obtained data.
- *Snipe Tool*: ingests and links multiple cellphone extractions to discover links and better identify criminal networks and TCOs. This tool, which is being developed jointly with DHS S&T, is in the process of being migrated to the AWS GovCloud.

These tools will support the following capabilities:

- Modernize the leads management and information analysis between the NLDC and USCIS.
- Modernize the current Worksite Enforcement Investigations Audit capabilities.
- Modernize the sharing and analysis of T-III electronic communication intercepts.
- Provide analytic capabilities and modernization efforts to better combat Child Exploitation and Crimes Against Children, replacing a proprietary analytic solution with the RAVEn Platform, as well as providing a comprehensive overhaul to HSI's mobile application.

RAVEn will improve agent and analyst efficiency by using machine learning and data science to execute complex queries to identify correlations between criminal elements. The platform will improve the identification of Transnational Criminal Organizations (TCOs) by natively storing information in a graph data store, which will illuminate the connections between entities. It will also provide the ability to identify TCOs utilizing the express consignment and U.S. Mail facilities. The RAVEn platform will also be used by the Trade Transparency Unit to combat trade-based money laundering (TBML) and the Intellectual Property Rights Center (IPRC) to ensure Antidumping and Countervailing Duties and Violations are identified; the platform will also be utilized to combat the Family Unit Fraud Crisis at the Southern Border. The RAVEn platform will increase the velocity of data entry, search, and retrieval, which will enable special agents and analysts to focus on investigative activities. In a test involving 16 Work Site Enforcement audits comprised of 53,735 I-9 forms, RAVEn reduced processing time by over 75%. By investing in RAVEn, HSI will implement Government-Off-The-Shelf (GOTS) and technology changes based on new agreements with external partners allowing for expanded data sharing and improved identification of TCOs. HSI will integrate and expand current multiple standalone databases into a centralized database that can be shared across law enforcement agencies.

An additional \$3.7M is provided in the O&S appropriation to support contract personnel on development teams and full-time resources to operate as the innovation center for HSI.

## T8 – Investment Capital Investments Exhibits

### Procurement/Acquisition Programs

#### **T-8**

#### **Procurement, Construction, and Improvements Funding**

<b>Investment</b> <i>(Dollars in Thousands)</i>	<b>Unique Item Identifier</b>	<b>Acquisition Level</b>	<b>Procurement/ Construction</b>	<b>IT/Non-IT</b>	<b>MAOL</b>	<b>FY 2019 Enacted</b>	<b>FY 2020 Enacted</b>	<b>FY 2021 President's Budget</b>
T-8	024-000005384	1	Procurement	IT	Yes	-	\$10,300	\$6,000

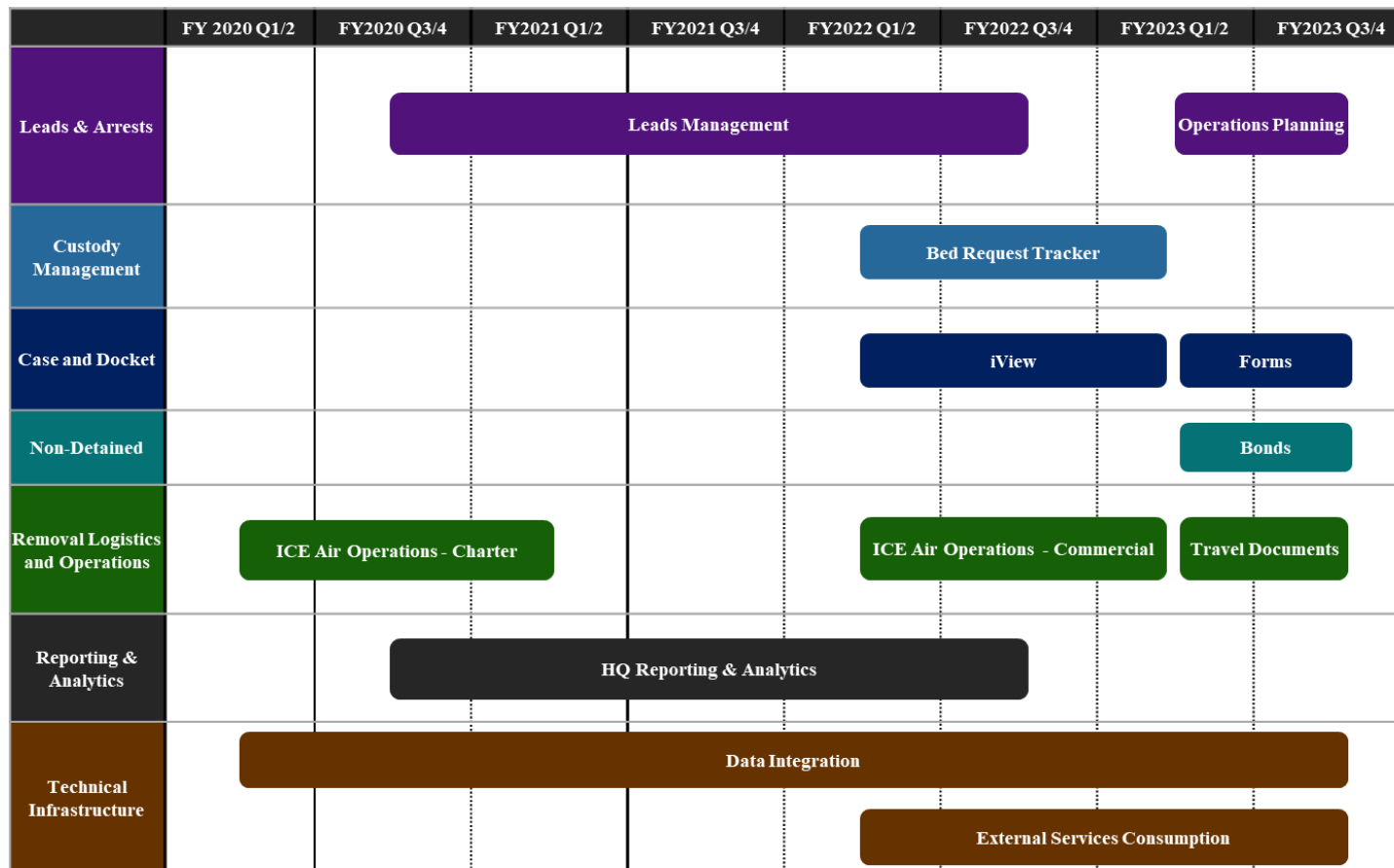
#### **Investment Description**

The USC – Title 8 Aliens and Nationality (T-8) initiative, formerly known as Immigration Data Modernization (IDM), is a multi-year IT modernization initiative providing incremental delivery of improved reporting capabilities, system enhancements, data governance process improvements, and mission operational efficiencies in support of ERO’s mission.

The graphic that follows illustrates the details of the first program within the portfolio and prioritizes the development of systems based on current IT system gaps, dependencies, benefits, risks, and ERO mission impacts. The T-8 Program 1 Roadmap consists of independent development projects which will be implemented on an integrated platform. The expected productivity improvements will have significant impacts across each phase of ERO’s mission to identify, apprehend, and remove criminal aliens more quickly and efficiently. These productivity improvements from the T-8 portfolio include:

- Reduced incidence of user errors and user time to perform mission tasks;
- Improved user acceptance of the system;
- Elimination of paper and manual processes that occur outside the official systems of record;
- Improved use of high-assurance identification and verification methods for individuals throughout the immigration lifecycle;
- Access to changed data, reporting and analysis capabilities that support person-centric, event-centric, and attribute centric queries that are timely, comprehensive, and accurate;
- Reductions in the number of hours spent manually processing, reviewing, and disseminating the results of complex queries;
- Elimination of disjointed tasks and user environments, enabling field personnel to focus on value added activities; and
- Enhanced data collection for comprehensive reporting.

T-8 Program 1 Development Roadmap

**Assumptions:**

Funding request for FY20 is approved as requested

Funding request for FY22 and FY23 will be approved at levels that support the above roadmap

**Justification**

The FY 2021 President's Budget includes \$6.0M to continue development and delivery of the IT systems and technical infrastructure outlined in the T-8 Program 1 Roadmap. Under the T-8 portfolio, the future ERO IT landscape will be hosted on an integrated platform. Platforms enable rapid application development, providing tools to configure the platform with minimal customization required. Platforms also natively promote data integration and a consistent user interface to minimize system-specific training. The integrated platform will ultimately integrate the current suite of ERO IT applications and systems, resulting in improved data quality, workload efficiency, and focus on value added activities.

**Operational Communications/Information Technology – PPA****T8**

The FY 2021 funding supports completion of the ICE Air Operations - Charter project and the continued development of Leads Management and HQ Reporting applications which will not reach completion during FY 2021. T-8 will also expand its technical capabilities to enable synchronization with legacy systems to further modernize reporting and analytics.

**FY 2019 Key Milestone Events**

- Completed new data platform proof of concept.
- Completed new application platform web service integration proof of concept.

**FY 2020 Planned Key Milestone Events**

- Achieve DHS Acquisition Decision Event 2A (ADE-2A), “Approve the Program”.
- Begin improvements to the ICE Air Operations - Charter Program application.
- Begin improvements to the Leads Management application.
- Begin HQ Reporting and Analytics.

**FY 2021 Planned Key Milestone Events**

- Complete ICE Air Operations - Charter application.
- Continue development of the Leads Management application.
- Continue development of the HQ Reporting and Analytics application.

**Overall Investment Funding**

<i>(Dollars in Thousands)</i>	<b>Prior Years</b>	<b>FY 2019</b>	<b>FY 2020</b>	<b>FY 2021</b>
Operations and Support	\$6,796	\$464	\$464	\$1,924
Procurement, Construction, and Improvements	-	-	\$10,300	\$6,000
Research and Development		-	-	-
Legacy Appropriations	\$7,150			
Total Project Funding	\$13,946	\$464	\$10,764	\$7,924
Obligations	\$11,749	\$464		
Expenditures	\$11,749	\$464		

**Operational Communications/Information Technology – PPA**  
**Contract Information (Current/Execution Year, Budget Year)**

**T8**

Contract Number	Contractor	Type	Award Date (mo/yr)	Start Date (mo/yr)	End Date (mo/yr)	EVM in Contract	Total Value (Dollars in Thousands)
HSCETC-17-F-00010/HSCETC15A00001	Booz Allen Hamilton, Inc.	FFP	9/2017	9/2017	3/2020	No	\$6,525

**Significant Changes to Investment since Prior Year Enacted**

As shown in the T-8 Development Roadmap, capabilities will be delivered incrementally throughout the development lifecycle's phases.

**Investment Schedule**

Description	Design Work		Project Work	
	Initiated	Completed	Initiated	Completed
	<b>FY 2019</b>			
Design new data platform proof of concept	FY 2019 Q1	FY 2019 Q3		
Develop new application platform web service integration proof of concept	FY 2019 Q1	FY 2019 Q3		
	<b>FY 2020</b>			
Achieve ADE-2A approval			FY 2020 Q2	FY 2020 Q2
ICE Air Operations- Charter Application Development			FY 2020 Q2	
Leads Management Application Development			FY 2020 Q4	
Reporting and Analytics Application Development			FY 2020 Q4	
	<b>FY 2021</b>			
ICE Air Operations- Charter Application Development				FY 2021 Q2
Leads Management Application Development				FY 2022 Q3
Reporting and Analytics Application Development				FY 2022 Q3

## TACCOM – Investment Itemized Procurements

### End Items Purchases

#### Tactical Communications (TACCOM)

#### Procurement, Construction, and Improvements Funding

<b>Investment</b> <i>(Dollars in Thousands)</i>	<b>Unique Item Identifier</b>	<b>Acquisition Level</b>	<b>Procurement/ Construction</b>	<b>IT/Non-IT</b>	<b>MAOL</b>	<b>FY 2019 Enacted</b>	<b>FY 2020 Enacted</b>	<b>FY 2021 President's Budget</b>
TACCOM	024-000005382	Non-Major	Procurement	IT	No	\$30,859	-	\$6,850

#### End Items Description

In FY 2021, \$7.3M (\$6.9M in PC&I and \$0.4M in O&S) in funds will upgrade the two core/hubs in Florida and Arizona and provide maintenance for the Puerto Rico and Virgin Islands sites. The core/hubs in Orlando, Florida and Chandler, Arizona require upgrades of hardware, software, and firmware to ensure that systems remain current with updated technology to accommodate site expansions and increased and expanding user base. The TACCOM investment provides ICE officers and agents with reliable and secure communications, improved and expanded radio coverage, increased system capacity, and enhanced interoperability across law enforcement agencies, and additional capabilities while delivering 24/7 availability and priority access for ICE LEOs. Periodic upgrades to TACCOM infrastructure are necessary to strengthen coverage, capacity, interoperability, scalability/adaptability, and security in the areas of the country where LEOs require dependable TACCOM capabilities.

While TACCOM is no longer part of the DHS Master Acquisition Oversight List (MAOL), the program includes PC&I funding for the following elements which exceed the \$250,000 PC&I thresholds:

<b>End Items Breakdown</b> <i>(Dollars in Thousands)</i>	<b>FY 2019 Enacted</b>		<b>FY 2020 Enacted</b>		<b>FY 2021 President's Budget</b>	
	<b>Quantity</b>	<b>Amount</b>	<b>Quantity</b>	<b>Amount</b>	<b>Quantity</b>	<b>Amount</b>
Network Expansion – San Antonio and El Paso, TX	2	\$30,859	-	-	-	-
Core Software License Renewal / Security Patching - Orlando, Florida and Chandler, Arizona	-	-	-	-	1	\$6,850
Operations and maintenance for Puerto Rico and the Virgin Islands sites					1	\$400
<b>Total</b>	<b>2</b>	<b>\$30,859</b>	<b>-</b>	<b>-</b>	<b>2</b>	<b>\$7,250</b>

- The FY 2021 funding will support the upgrades of ICE Core/Hub located in Orlando and Chandler. The impacts on performance of the upgraded core/hubs include significantly improved communication interoperability, redundancy, and information sharing between ICE and other Federal Departments and agencies; and information sharing and expanded communications through the ICE and U.S. Customs and Border Protection (CBP) networks.
- The funding will also support the O&M requirements for Puerto Rico and the Virgin Islands sites. The sustainment funding is needed to support the ongoing system requirements of ICE LEOs who are focused on immigration enforcement.

***Construction and Facility Improvements – PPA*****Budget Comparison and Adjustments****Comparison of Budget Authority and Request**

<b>Organization</b> <i>(Dollars in Thousands)</i>	<b>FY 2019 Enacted</b>	<b>FY 2020 Enacted</b>	<b>FY 2021 President's Budget</b>	<b>FY 2020 to FY 2021 Total Changes</b>
Mission Capacity Expansion	-	-	\$58,916	\$58,916
Critical Repair Requirement	\$10,000	\$36,970	\$21,500	(\$15,470)
<b>Total</b>	<b>\$10,000</b>	<b>\$36,970</b>	<b>\$80,416</b>	<b>\$43,446</b>
Discretionary - Appropriation	\$10,000	\$36,970	\$80,416	\$43,446

**PPA Level I Description**

The Construction and Facility Improvements PPA provides resources to support construction and improvements to existing ICE-owned facilities and tenant improvements to leased facilities. ICE maintains 529 operational sites, comprised of approximately 9.6 million square feet. These sites provide both office and mission space for ICE LEOs, as well as mission support employees, and the sites serve the operational requirements of medical screening, processing, and housing for alien detainees.

The ICE-owned portfolio consists of 18 separate sites across the country, situated on approximately 620 acres. These sites contain 205 buildings comprising approximately 1.3 million square feet. They also include approximately 195 non-habitable structures and infrastructure, such as security fences, communications towers, electrical distribution centers, firing ranges, roads, and water-treatment systems. All the buildings, plus the non-habitable structures and infrastructure, require routine maintenance and periodic upgrades. The most recently conducted Facilities Condition Assessments (FCAs) in FY 2013 valued ICE-owned facilities (both buildings and non-habitable structures and infrastructure) at approximately \$623.0M. ICE's leased portfolio consists of 511 leased facilities across all 50 States, Puerto Rico, the U.S. Virgin Islands, Guam, and Saipan. It comprises approximately 8.3 million usable square feet (USF). This PPA is further allocated into the following investments/activities:

**Mission Capacity Expansion:** This activity funds tenant improvements for leased facilities for current staff, as well as for the acquisition, renovation, and modification of both new and existing facilities in support of expiring leases that will not be renewed, relocation of facilities that cannot be bought up to life safety standards forcing relocations, or expiring leases that must be processed in a fair and open market competition based on Federal Acquisition Regulations.

**Critical Repair Requirement:** This activity funds major repairs and renovations to building systems throughout ICE's owned real property portfolio, with the objective of improving operations and the delivery of services within those building systems.



## Construction and Facility Improvements – PPA

### Budget Authority and Obligations

Budget Authority (Dollars in Thousands)	FY 2019	FY 2020	FY 2021
<b>Enacted/Request</b>	<b>\$10,000</b>	<b>\$36,970</b>	<b>\$80,416</b>
Carryover and/or Recoveries (Actual/Estimates/Projections)	\$368	\$520	-
Rescissions to Current Year/Budget Year	-	-	-
Net Sequestered Resources	-	-	-
Reprogrammings/Transfers	-	-	-
Supplementals	-	-	-
<b>Total Budget Authority</b>	<b>\$10,368</b>	<b>\$37,490</b>	<b>\$80,416</b>
Collections – Reimbursable Resources	-	-	-
<b>Total Budget Resources</b>	<b>\$10,368</b>	<b>\$37,490</b>	<b>\$80,416</b>
Obligations (Actual/Estimates/Projections)	\$9,848	\$37,490	\$80,416
<b>Personnel: Positions and FTE</b>			
Enacted/Request Positions	-	-	-
Enacted/Request FTE	-	-	-
<b>Onboard and Actual FTE; Includes Collections - Reimbursable Resources</b>			
Onboard (Actual/Estimates/Projections)	-	-	-
FTE (Actual/Estimates/Projections)	-	-	-

## Construction and Facility Improvements – PPA

### Summary of Budget Changes

Budget Formulation Activity <i>(Dollars in Thousands)</i>	Positions	FTE	Amount
<b>FY 2019 Enacted</b>	-	-	<b>\$10,000</b>
<b>FY 2020 Enacted</b>	-	-	<b>\$36,970</b>
<b>FY 2021 Base Budget</b>	-	-	-
Critical Repairs and Replacements	-	-	\$21,500
ICE Tactical Training Venue	-	-	\$9,600
OPLA EOIR Facilities Expansion	-	-	\$7,155
Varick St. NY Renovation	-	-	\$42,161
<b>Total Investment Elements</b>	-	-	<b>\$80,416</b>
<b>FY 2021 Request</b>	-	-	<b>\$80,416</b>
<b>FY 2020 To FY 2021 Change</b>	-	-	<b>\$43,446</b>

**Construction and Facility Improvements PPA****Non Pay Budget Exhibits****Non Pay by Object Class**

<b>Non-Pay Object Classes</b> <i>(Dollars in Thousands)</i>	<b>FY 2019 Enacted</b>	<b>FY 2020 Enacted</b>	<b>FY 2021 President's Budget</b>	<b>FY 2020 to FY 2021 Change</b>
32.0 Land and Structures	\$10,000	\$36,970	\$80,416	\$43,446
<b>Total - Non Pay Object Classes</b>	<b>\$10,000</b>	<b>\$36,970</b>	<b>\$80,416</b>	<b>\$43,446</b>

**Construction and Facility Improvements – PPA**  
**Capital Investments Exhibits**  
**Capital Investments**

<b>Investment</b> <i>(Dollars in Thousands)</i>	<b>Unique Item Identifier</b>	<b>Acquisition Level</b>	<b>Procurement/ Construction</b>	<b>IT/Non-IT</b>	<b>MAOL</b>	<b>FY 2019 Enacted</b>	<b>FY 2020 Enacted</b>	<b>FY 2021 President's Budget</b>
Mission Capacity Expansion	N/A	Non-Major	Construction	Non-IT	No	-	-	\$58,916
Critical Repair Requirement	N/A	Non-Major	Construction	Non-IT	No	\$10,000	\$36,970	\$21,500

## Mission Capacity Expansion – Investment Capital Investments Exhibits

### Construction

#### Mission Capacity Expansion

#### **Procurement, Construction, and Improvements Funding**

<b>Investment</b> <i>(Dollars in Thousands)</i>	<b>Unique Item Identifier</b>	<b>Acquisition Level</b>	<b>Procurement/ Construction</b>	<b>IT/Non-IT</b>	<b>MAOL</b>	<b>FY 2019 Enacted</b>	<b>FY 2020 Enacted</b>	<b>FY 2021 President's Budget</b>
Mission Capacity Expansion	N/A	Non-Major	Construction	Non-IT	No	-	-	\$58,916

#### Construction Description

The Mission Capacity Expansion (MCE) investment provides resources for tenant improvements (TI), including the consolidation, modernization, and/or expansion of leased facilities for current staff, as well the acquisition, renovation, and modification of both new and existing leased facilities in support of expiring leases that will not be renewed, relocation of facilities that cannot be bought up to life safety standards forcing relocations, expiring leases that must be processed in a fair and open market competition based on Federal Acquisition Regulations, or new operational requirements. The FY 2021 President's Budget includes \$58.9M for mission capacity expansion efforts in support of existing facility lease requirements; as well as providing new or expanded facilities in support of new operational requirements for ICE's OPLA, HSI's NY Varick Street Tenant Improvements, and ICE's Office of Firearms and Tactical Programs (OFTP) - Tactical Training Venue.

#### Justification

ICE has identified priority TI projects in order to provide updated and modernized workspaces to its workforce. These projects are targeted based on current lease requirements, as well as the changing mission requirements and operational needs of programs.

The costing methodology for accommodating staff is based on ICE Office of Asset and Facilities Management (OAFM) guidelines and national average facility costs. Personnel space requirements are based on historical industry averages and the DHS utilization mandate for office/administrative space and are consistent with DHS Instruction 119-02-003 "DHS Workspace Standard".

The FY 2021 President's Budget includes \$58.9M to support the following projects:

**Project #1: OPLA Executive Office for Immigration Review (EOIR) Facilities Expansion**

Funding Requirement: The FY 2021 President’s Budget includes \$7.2M in support of OPLA facilities expansion projects in Loudoun County, VA and Orange County, CA consistent with the DOJ’s Executive Office for Immigration Review (EOIR) expansion in these areas.

Description: The DOJ’s EOIR is increasing the number of immigration judges and expanding into areas where ICE currently has no presence. Due to the nature of the court proceedings with heavy paper file requirements for proper representation, it is imperative OPLA attorneys are in close proximity to the EOIR courtrooms, dictating the need for facility space.

Justification: The FY 2021 President’s Budget addresses the required expansion of OPLA to maintain a presence in each EOIR courtroom and to cover increased workloads, continue support of the administration’s ongoing enforcement efforts, and provide sufficient legal support staff to directly support day-to-day operations. Through coordination with EOIR on anticipated locations for expansion, ICE has identified the following facility projects to be funded in FY 2021:

- Loudoun County, VA – Supports 18 new EOIR courts (\$3.4M)
- Orange County, CA - Supports 20 new EOIR courts (\$3.8M)

Impact: These facilities and commensurate staff enable ICE OPLA to keep pace with an expanding operating workload. They will provide OPLA with the necessary space to provide a sufficient number of attorneys to appear before the new courts as well as support staff to perform administrative legal tasks. Furthermore, it will increase representation of DHS priority cases, such as bond hearings and criminal alien cases involving terrorist or human rights abusers, enhance detection of immigration fraud, and curtail the granting of immigration violators unentitled benefits. This also supports the reduction in the backlog of pending immigration cases, which currently can extend case dispositions by years and increase number of individuals in the immigration enforcement lifecycle.

Construction /Lease Award Schedule:

<b>Activity</b>	<b>Estimated Schedule</b>
Contract Solicitation	FY 2020 Q4
Design Award	FY 2021 Q1
Design Complete	FY 2021 Q2
Construction Award	FY 2021 Q3
Construction Start	FY 2021 Q3
Construction Complete	FY 2022 Q1

**Project #2: Varick St. NY Renovation**

**Funding Requirement:** The FY 2021 President’s Budget includes \$42.2M to support the design and construction for the renovation of space in the Varick Street Federal Building in New York, NY, to allow for the consolidation of the Homeland Security Investigations (HSI) NY Office into owned Federal space.

**Description:** The NY office, located in Manhattan, is one of the most important and highest profile HSI offices in the United States and currently provides space for 600 personnel. In FY 2019, the office was responsible for 1,137 criminal arrests, 628 indictments and 294 convictions in support of the HSI mission. The lease at the current facility, where NY has been located since shortly after the attacks of September 11<sup>th</sup>, 2001, is up for renewal.

**Justification:** Due to the high cost of remaining in the building, ICE will move to the Varick Street Federal Building as the facility is the only General Services Administration (GSA) space available in New York, NY, and is a lower cost long-term option than the current location. The project is a priority for ICE and it has a congressionally approved prospectus for the extension of the existing leases to align expiration with the completion of this project.

**Impact:** Funding is necessary to provide HSI with adequate administrative and operational space to effectively meet mission goals. To ensure that the project can be successfully executed by GSA and ICE, budgeting for all costs in the same Fiscal Year is necessary.

**Construction /Lease Award Schedule:**

<b>Activity</b>	<b>Estimated Schedule</b>
Contract Solicitation	FY 2021 Q1
Design Award	FY 2021 Q1
Design Complete	FY 2021 Q2
Construction Award	FY 2021 Q4
Construction Start	FY 2022 Q2
Construction Complete	FY 2023 Q4

**Project #3: ICE Tactical Training Venue**

**Funding Requirement:** The FY 2021 President’s Budget includes \$9.6M to support the renovation and build-out of existing space, and the design and construction of new tactical training venues for ICE’s Office of Firearms and Tactical Programs (OFTP).

**Description:** Funding provides for two additional classrooms, non-lethal training areas (ammunition depot) and a tactical warehouse to be constructed at ICE’s owned OFTP campus located at Fort Benning, GA. Funding consists of the following:

<b>ICE Tactical Training Cost Breakout</b>	
<b>Description</b>	<b>Estimated Cost</b> <i>(Dollars in Thousands)</i>
Training and Armory Facility	\$7,200
Tactical Warehouse	\$2,000
Site Preparation/Demolition	\$400
<b>Total</b>	<b>\$9,600</b>

**Justification:** Due to dramatic increases in required use of force training courses, OFTP is not currently able to provide the required hours of training due to the limited availability of current facilities. An immediate expansion of training facilities is needed to allow for the concurrent scheduling of training as well as to provide a modern training environment with the technical capabilities to keep pace with evolving training requirements.

**Impact:** Funds for this expansion will enable OFTP to meet training thresholds and requirements and will directly benefit the public safety mission of ICE HSI and ERO. The funding provided in this PPA is in direct support of the expansion of ICE training reflected in the O&S appropriation Tactical Training program change (\$3.0M).

**Construction /Lease Award Schedule:**

<b>Activity</b>	<b>Estimated Schedule</b>
Contract Solicitation	FY 2021 Q1
Design Award	FY 2021 Q2
Design Complete	FY 2021 Q3
Construction Award	FY 2021 Q3
Construction Start	FY 2021 Q4
Construction Complete	FY 2022 Q4



## Critical Repair Requirement – Investment Capital Investments Exhibits

### Construction

#### Critical Repair Requirement

#### Procurement, Construction, and Improvements Funding

<b>Investment</b> <i>(Dollars in Thousands)</i>	<b>Unique Item Identifier</b>	<b>Acquisition Level</b>	<b>Procurement/ Construction</b>	<b>IT/Non-IT</b>	<b>MAOL</b>	<b>FY 2019 Enacted</b>	<b>FY 2020 Enacted</b>	<b>FY 2021 President's Budget</b>
Critical Repair Requirement	N/A	Non-Major	Construction	Non-IT	No	\$10,000	\$36,970	\$21,500

#### Construction Description

The Critical Repair Requirements provide resources to accomplish major repairs, renovations, or replacement to critical building systems throughout ICE's owned real property portfolio. The FY 2021 President's Budget includes \$21.5M for critical repair requirements at the Port Isabel and Krome Service Processing Centers (SPCs). All are ICE-owned and operated facilities located in Los Fresnos, TX and Miami, FL respectively. The Port Isabel and Krome SPCs hold up to a combined 1,786 detainees and are a crucial part of ICE's infrastructure supporting Southwest Border (SWB) apprehensions. These facilities require critical infrastructure upgrades in order to remain operationally viable and to fully provide for program requirements and support functions.

#### Justification

Funding for repairs and improvements at ICE-owned facilities ensures ICE has sufficient resources to maintain the facilities necessary to detain aliens. As aliens pass through immigration proceedings, detention facilities enable ICE to keep immigration law violators in custody during removal proceedings. ICE must provide accommodations in compliance with all Performance Based National Detention Standards (PBNDS), Federal and State occupational safety and health standards, and Federal and State environmental protection standards. In order to meet these regulatory standards and pass audits and inspections, ICE must properly operate, maintain, and update its owned buildings.

Funding is required to prevent failure or breakdown of critical systems, such as heating and cooling, plumbing and sanitation, food services, security, and lighting. Loss or major degradation of any one of these critical systems at any individual facility may necessitate a shutdown of that detention facility. Shutdown of a detention facility would require the transfer of all detainees to contract detention facilities, which would be very costly and severely detrimental to ICE's ability to fulfill its mission.

## Construction and Facility Improvements – PPA

## Critical Repair Requirement

In 2013, the U.S. Army Corps of Engineers conducted a Facility Condition Assessment (FCA) and concluded that all facilities and their associated infrastructure were in need of improvements and repairs. Going forward, ICE plans to have FCAs completed on a rotating three-year cycle with the next anticipated to occur in FY 2020.

The FY 2021 President's Budget includes \$21.5M to support the following projects:

### Project #1: Replacement of Port Isabel SPC Laundry Facility

Funding Requirement: FY 2021 funding includes \$3.0M to support the construction of a replacement laundry facility at the Port Isabel SPC located in Los Fresnos, TX.

Description: Port Isabel SPC is the largest ICE owned detention campus with the capacity to house up to 1,175 detainees. The current laundry facility is a 2,000 sq.ft building that is over 60 years old. It currently contains laundry equipment that consists of 5 sets of commercial washers and dryers that are 15-20 years old.

Justification: The current laundry building lacks adequate air conditioning and ventilation and its windows, doors, and roof are in a state of deterioration due to age. Additionally, the laundry equipment is well beyond replacement age, requires frequent repairs and has no room for the additional machines needed to meet the current operational demands of the facility. To make up for the current capacity shortfall, the facility has purchased off the shelf washers and dryers for individual use at the facility. These units are often quickly damaged and become inoperable due to misuse.

Impact: A new 3,500 sq. ft laundry facility will provide a modern environmentally controlled space that is compliant with applicable building codes. The expanded space will double the capacity of the current facility with a planned 10 sets of commercial washers and dryers. The new equipment will be more energy efficient will have expanded capacity to meet the operational demands of the center and create operational efficiencies by reducing the number of hours needed to perform daily laundry service. A fully operational laundry is critical to the operations of an SPC and positively contributes to the overall health of detainees and sanitation of the facility.

#### Construction /Lease Award Schedule:

Activity	Estimated Schedule
Contract Solicitation	FY 2021 Q1
Design Award	FY 2021 Q2
Design Complete	FY 2021 Q2
Construction Award	FY 2021 Q3
Construction Start	FY 2021 Q4
Construction Complete	FY 2021 Q4

**Project #2: Replacement of Port Isabel SPC Secure Housing Unit (SHU)**

Funding Requirement: The FY 2021 President's Budget includes \$7.0M to support the construction of a replacement SHU at the Port Isabel SPC located in Los Fresnos, TX.

Description: The current building is Port Isabel SPC is the largest ICE owned detention campus with the capacity to house up to 1,175 detainees. The current Secure Housing Unit (SHU) at the facility is located in a 20 year old modular building which contains 7 individual holding rooms.

Justification: The current facility is not built to current ICE detention standards nor does it meet ACA, PBNDS compliance. Current PBNDS standards require secure housing space for 10 percent of the center population which the facility falls far short of. Additionally, the walls and floor are in a state of deterioration and soon will not be able to provide a functional space to separate individuals as required. The current state of the facility poses a major safety and security risk to both detainees and staff.

Impact: A new SHU will be compliant with all applicable building codes and detention standards including ACA, PBNDS, and PREA. It will have enhanced security and safety features including state of the art video surveillance and an upgraded recreation yard. The expanded facility will be in compliance with PBNDS capacity requirements and will enable the separate housing of various demographics of the detainee population as required. This facility will accommodate the full operational needs of the SPC and provide a safe and secure environment for detainee management.

Construction /Lease Award Schedule:

Activity	Estimated Schedule
Contract Solicitation	FY 2021 Q1
Design Award	FY 2021 Q2
Design Complete	FY 2021 Q3
Construction Award	FY 2021 Q3
Construction Start	FY 2021 Q4
Construction Complete	FY 2022 Q4

**Construction and Facility Improvements – PPA**  
**Project #3: Replacement of Krome SPC Dormitory**

**Critical Repair Requirement**

Funding Requirement: The FY 2021 President’s Budget includes \$11.5M to support the construction of a replacement detainee dormitory at the Krome SPC located in Miami, FL.

Description: The current facility is a metal siding prefabricated structure that previously served as a warehouse for the SPC. It was repurposed as dormitory as a temporary solution until a replacement could be constructed. It currently provides space for ~300 detainees.

Justification: The current facility is not built to current ICE detention standards, nor does it meet ACA, PBNDS or fire code compliance. Additionally, the existing structure suffered damage from hurricanes in FY 2018 and does not have a fire sprinkler system. The continuing deterioration of the building infrastructure poses a major safety and security risk to both detainees and staff, as well as major operational risk for ICE as the failure of the structure or major building system could require closure of the dormitory. A closure would require the costly relocation of detainees to other facilities, further impacting the ability of ICE to maintain the number of beds required and inhibiting ICE’s detention operations.

Impact: The new dormitory will be compliant with all applicable building codes and detention standards including ACA, PBNDS, and PREA. It will provide a modernized, energy efficient structure which will include enhanced security and safety features. It will provide an improved operational environment for detainee management, in addition to a secure recreation area that the current facility does not have. It is essential to the continued operations of the SPC and the overall detention system.

Construction /Lease Award Schedule:

Activity	Estimated Schedule
Contract Solicitation	FY 2021 Q1
Design Award	FY 2021 Q2
Design Complete	FY 2021 Q4
Construction Award	FY 2022 Q1
Construction Start	FY 2022 Q3
Construction Complete	FY 2023 Q4

**Department of Homeland Security**  
***U.S. Immigration and Customs Enforcement***  
***Immigration Inspection User Fees***



**Fiscal Year 2021**  
**Congressional Justification**

Table of Contents

*Immigration Inspection User Fees*.....1

Budget Comparison and Adjustments..... 3

Non Pay Budget Exhibits..... 8

## Immigration Inspection User Fees

### Budget Comparison and Adjustments

### Comparison of Budget Authority

Organization <i>(Dollars in Thousands)</i>	FY 2019 Enacted			FY 2020 Enacted			FY 2021 President's Budget			FY 2020 to FY 2021 Total Changes		
	Pos.	FTE	Amount	Pos.	FTE	Amount	Pos.	FTE	Amount	Pos.	FTE	Amount
Immigration Inspection User Fees	-	-	\$135,000	-	-	\$135,000	-	-	\$135,000	-	-	-
<b>Total</b>	-	-	<b>\$135,000</b>	-	-	<b>\$135,000</b>	-	-	<b>\$135,000</b>	-	-	-
Subtotal Mandatory - Fee	-	-	\$135,000	-	-	\$135,000	-	-	\$135,000	-	-	-

**Fee Authority: 8 U.S.C. 1356: 8 CFR Part 2:** The Immigration and Nationality Act (INA) codified under Title 8 USC Sec. 1356(d) provides the authority to impose user fees for travelers arriving in the United States by a commercial vessel or commercial aircraft at U.S.-operated air and sea ports of entry (POEs), including the Immigration Inspection User Fee (IIUF). The IIUF is currently set at \$7 for passengers arriving via an air or sea POE when the trip originated abroad, and \$3 for passengers arriving at a sea POE when the trip originated in the United States, Mexico, or Canada.

**Fee Uses:** IIUF collections provide budget authority that helps fund frontline mission activities of both CBP and ICE. Specifically, IIUF finances a portion of CBP and ICE expenses related to deterring, detecting, detaining, adjudicating, and removing passengers attempting to make unauthorized arrivals or bring aliens unlawfully into the United States through air and sea POEs.

Although reimbursement/refund to ICE is governed by 8 U.S.C. § 1356(h)(2)(A), the use of user fees is governed by section 1356(i). That section states, in relevant part: “only to the extent provided in appropriations Acts, any amounts collected under this subsection shall be credited as offsetting collections to the currently applicable appropriation, account, or fund of the U.S. Customs and Border Protection, remain available until expended, and be available for the purposes for which such appropriation, account, or fund is authorized to be used.”

Fees are collected by CBP from foreign passengers arriving on commercial aircraft and vessels at U.S.-operated air and sea POEs. In FY 2021, CBP will receive 82.6 percent of total collections. ICE will receive 17.4 percent. CBP estimates that IIUF collections will increase in FY 2021 based on forecasted increases in trade and travel volume. However, estimates remain at current statutorily established levels.

IIUF reimburses costs incurred in four ICE PPAs within the O&S appropriation. ICE determines the allocation of IIUF for each PPA based on the level of activity each program contributes toward related work, as determined by the annual ICE Immigration User Fee Study. The PPAs include:

- Mission Support: IIUF funds the expansion, operation, and maintenance of information systems for non-immigrant control and debt collection. Funds also sustain Mission Support activities associated with the detection, detention, adjudication, and removal of criminal and illegal aliens as well as any purpose for which the Mission Support PPA appropriation is authorized to be used.
- Office of Principal Legal Advisor (OPLA): IIUF collections compensate OPLA for costs incurred for removal and asylum proceedings of inadmissible aliens arriving on commercial aircraft and vessels. Funds also support immigration removal proceedings resulting from drug possession, presentation of fraudulent documents and/or failure to present documentation, as well as those for any alien who is inadmissible under 8 U.S.C. § 1182(a) for having attempted illegal entry into the United States through avoidance of immigration inspection at air or sea POEs as well as any purpose for which the OPLA PPA appropriation is authorized to be used.
- Homeland Security Investigations (HSI): IIUF funds activities related to the detection of fraudulent documents used by passengers traveling to the United States, including training of and technical assistance to commercial airline personnel regarding such detection. Additionally, funds are used to cover the costs of intelligence that supports investigations of aliens arrested at air or sea POEs and the development of Homeland Security Intelligence Reports that support CBP inspection and pre-inspection activities. IIUF collections also partially reimburse base funding to cover fuel and maintenance costs for vehicles as well as any purpose for which the HSI PPA appropriation is authorized to be used.
- Enforcement and Removal Operations (ERO): IIUF funds detention and removal services for inadmissible aliens arriving on commercial aircraft and vessels, and for any alien who is inadmissible under 8 U.S.C. § 1182(a) for having attempted illegal entry into the United States through avoidance of an immigration inspection at an air or sea POE. In FY 2021, the ERO IIUF allocation will fund an estimated 1,533 of 55,000 adult detention beds at an average daily rate of \$125.06 for direct costs. The remaining 53,467 adult detention beds are funded by ICE's O&S appropriation and from the Breached Bond Detention Fund (BBDF) fee account. IIUF collections also partially reimburses base funding to cover fuel and maintenance costs for vehicles as well as any purpose for which the ERO PPA appropriation is authorized to be used.

**Change Mechanism:** Any proposed changes in the amounts or authority designated in the annual President's Budget must be submitted by legislative proposal and requires congressional reprogramming notification (8 U.S.C. Sec. 1356(r)(4)).

**Previous Changes:** Amendments to the Immigration and Nationality Act. 8 U.S.C. 1356, passed in 1986, allowed the INS to begin charging a fee for the inspection of passengers on commercial aircraft or vessels. The fee was initially set at \$5.00 per passenger in 1986, increased to \$6.00 per passenger in 1993 and to \$7.00 per passenger in May 2002. The legislation that increased the fee to \$7.00 introduced a second fee of \$3.00 per passenger effective February 27, 2003. The second fee applied to vessel passengers whose journey originated in the United States, Canada or Mexico. Passengers to whom the \$3.00 fee applied had previously been exempt.

**Recovery Rate:** The fee rate is not properly recovering the cost of the services being provided. As the administrators of the Immigration User Fee, DHS will submit a legislative proposal to increase the rate of this fee from \$7.00 to \$9.00 to achieve full cost recovery as part of the FY 2021 President's Budget. If enacted, the proposal will eliminate a partial fee exemption for sea passengers arriving from the United States, Canada, Mexico, or adjacent islands. A fee increase will allow CBP and ICE to recover more of their costs through user fees, rather than annual



appropriations, providing a funding source more closely aligned with trends in travel demand. The proposals have not been accepted to date.

(\$ in thousands)							
	FY 2014	FY 2015	FY 2016	FY 2017	FY 2018	FY 2019	TOTAL
Amount of Fee Collected	\$134,449	\$141,482	\$145,510	\$151,130	\$163,569	\$161,394	\$897,534
Total of Eligible Expenses	\$123,611	\$107,110	\$133,983	\$152,160	\$168,741	\$137,089	\$822,694
<b>Cost Recovery %</b>	108.77%	132.09%	108.60%	99.32%	96.93%	117.73%	109.10%

## Immigration Inspection User Fees Budget Authority and Obligations

Budget Authority (Dollars in Thousands)	FY 2019	FY 2020	FY 2021
<b>Enacted/Request</b>	<b>\$135,000</b>	<b>\$135,000</b>	<b>\$135,000</b>
Carryover and/or Recoveries (Actual/Estimates/Projections)	\$108,876	\$133,813	\$135,854
Rescissions to Current Year/Budget Year	-	-	-
Net Sequestered Resources	\$790	\$2,041	-
Reprogrammings/Transfers	-	-	-
Supplementals	-	-	-
<b>Total Budget Authority</b>	<b>\$244,666</b>	<b>\$270,854</b>	<b>\$270,854</b>
Collections – Reimbursable Resources	-	-	-
<b>Total Budget Resources</b>	<b>\$244,666</b>	<b>\$270,854</b>	<b>\$270,854</b>
Obligations (Actual/Estimates/Projections)	\$110,853	\$135,000	\$135,000
<b>Personnel: Positions and FTE</b>			
Enacted/Request Positions	-	-	-
Enacted/Request FTE	-	-	-
<b>Onboard and Actual FTE; Includes Collections - Reimbursable Resources</b>			
Onboard (Actual/Estimates/Projections)	-	-	-
FTE (Actual/Estimates/Projections)	-	-	-

## Immigration Inspection User Fees Summary of Budget Changes

<b>Budget Formulation Activity</b> <i>(Dollars in Thousands)</i>	<b>Positions</b>	<b>FTE</b>	<b>Amount</b>
<b>FY 2019 Enacted</b>	-	-	<b>\$135,000</b>
<b>FY 2020 Enacted</b>	-	-	<b>\$135,000</b>
<b>FY 2021 Base Budget</b>	-	-	<b>\$135,000</b>
<b>FY 2021 Current Services</b>	-	-	<b>\$135,000</b>
<b>FY 2021 Request</b>	-	-	<b>\$135,000</b>
<b>FY 2020 To FY 2021 Change</b>	-	-	-

**Immigration Inspection User Fees****Non Pay Budget Exhibits****Non Pay Summary**

<b>Organization</b> <i>(Dollars in Thousands)</i>	<b>FY 2019 Enacted</b>	<b>FY 2020 Enacted</b>	<b>FY 2021 President's Budget</b>	<b>FY 2020 to FY 2021 Total Changes</b>
Immigration Inspection User Fees	\$135,000	\$135,000	\$135,000	-
<b>Total</b>	<b>\$135,000</b>	<b>\$135,000</b>	<b>\$135,000</b>	<b>-</b>
Mandatory - Fee	\$135,000	\$135,000	\$135,000	-

**Non Pay by Object Class**

<b>Non-Pay Object Classes</b> <i>(Dollars in Thousands)</i>	<b>FY 2019 Enacted</b>	<b>FY 2020 Enacted</b>	<b>FY 2021 President's Budget</b>	<b>FY 2020 to FY 2021 Change</b>
21.0 Travel and Transportation of Persons	\$10,711	\$6,490	\$6,490	-
22.0 Transportation of Things	\$4,229	\$1,508	\$1,508	-
23.2 Rental Payments to Others	-	\$129	\$129	-
23.3 Communications, Utilities, and Misc. Charges	\$3	\$163	\$163	-
25.1 Advisory and Assistance Services	\$3,059	\$11,612	\$11,612	-
25.2 Other Services from Non-Federal Sources	\$21,660	\$14,772	\$14,772	-
25.3 Other Goods and Services from Federal Sources	\$4,758	\$6,520	\$6,520	-
25.4 Operation and Maintenance of Facilities	\$61,683	\$57,236	\$57,236	-
25.6 Medical Care	\$19,440	\$26,053	\$26,053	-
25.7 Operation and Maintenance of Equipment	\$4,451	\$4,715	\$4,715	-
25.8 Subsistence & Support of Persons	-	\$4	\$4	-
26.0 Supplies and Materials	\$5,002	\$4,371	\$4,371	-
31.0 Equipment	-	\$1,419	\$1,419	-
42.0 Insurance Claims and Indemnities	-	\$8	\$8	-
91.0 Unvouchered	\$4	-	-	-
<b>Total - Non Pay Object Classes</b>	<b>\$135,000</b>	<b>\$135,000</b>	<b>\$135,000</b>	<b>-</b>

**Non Pay Cost Drivers**

<b>Non Pay Cost Drivers</b> <i>(Dollars in Thousands)</i>	<b>FY 2019 Enacted</b>	<b>FY 2020 President's Budget</b>	<b>FY 2021 President's Budget</b>	<b>FY 2020 to FY 2021 Total Changes</b>
Detention Beds / Guards / Alien Welfare (Adult)	\$71,827	\$70,000	\$69,977	(\$23)
Fleet/Fuel	\$8,475	\$9,826	\$9,826	-
Headquarters Contracts	\$29,797	\$24,599	\$24,599	-
Permanent Change of Station	\$10,977	\$15,609	\$15,609	-
Other Costs	\$13,924	\$14,966	\$14,989	\$23
<b>Total – Non Pay Cost Drivers</b>	<b>\$135,000</b>	<b>\$135,000</b>	<b>\$135,000</b>	<b>-</b>

**Explanation of Non Pay Cost Drivers**

**Detention Beds / Guards / Alien Welfare (Adult):** Adult detention costs have several components, including detention bed acquisition, guard services, detainee meals, welfare items, health care, and other indirect costs. In FY 2021, ICE requests funding for 55,000 adult beds. A total of 52,372 adult detention beds are funded within ICE's O&S appropriation with the remaining 2,628 funded in fee accounts. In FY 2021, ICE will use IIUF collections to fund the equivalent of 1,533 adult detention beds at an average daily rate of \$125.06 for direct costs. IIUF detention bed funding will decrease by \$23,000 from the FY 2020 President's Budget because of a decrease in the projected bed rate which requires that ICE shift a portion of the adult average daily population (ADP) from the O&S appropriation to fees. The decrease is attributed to the change in the projected bed rate and how many beds the FY 2021 rate can support.

**Fleet/Fuel:** IIUF funds partially reimburse base-appropriated expenses to cover fuel and maintenance costs for over 6,000 vehicles.

**Headquarters Contracts:** These contracts provide support for investigative activities and include, but are not limited to, Title-III wiretap contracts, multiple tracking and data analysis systems, and consolidated IT equipment purchases.

**Permanent Change of Station (PCS):** PCS includes the costs associated with relocating employees to domestic or overseas offices.

**Other Costs:** Other costs include one-time charges for travel, alien temporary duty travel (TDY), rental utilities, and equipment. The increase from FY 2020 to FY 2021 is attributable to the savings in the detention beds cost driver due to the number of beds that can be supported within the \$70.0M of the fund allocated for detention beds in FY 2021. The additional funds will be used for increased travel, TDY, utilities and equipment costs.

**Department of Homeland Security**  
***U.S. Immigration and Customs Enforcement***  
***Breached Bond Detention Fund***



**Fiscal Year 2021**  
**Congressional Justification**

Table of Contents

*Breached Bond Detention Fund* .....1

    Budget Comparison and Adjustments..... 3

    Non Pay Budget Exhibits..... 7

## Breached Bond Detention Fund

### Budget Comparison and Adjustments

### Comparison of Budget Authority

Organization <i>(Dollars in Thousands)</i>	FY 2019 Enacted			FY 2020 Enacted			FY 2021 President's Budget			FY 2020 to FY 2021 Total Changes		
	Pos.	FTE	Amount	Pos.	FTE	Amount	Pos.	FTE	Amount	Pos.	FTE	Amount
Breached Bond Detention Fund	-	-	\$55,000	-	-	\$55,000	-	-	\$55,000	-	-	-
<b>Total</b>	-	-	<b>\$55,000</b>	-	-	<b>\$55,000</b>	-	-	<b>\$55,000</b>	-	-	-
Subtotal Mandatory - Fee	-	-	\$55,000	-	-	\$55,000	-	-	\$55,000	-	-	-

**Fee Authority:** The Breached Bond Detention Fund (BBDF) is authorized in Section 112 of the Department of Justice Appropriations Act of 1993 (P.L. 102-395). This Act amended Section 286 of the Immigration and Nationality Act of 1952, as amended, by establishing in the General Fund of the Treasury, a separate account to be called the Breached Bond Detention Fund. Pursuant to statute, ICE remits the first \$8.0M collected to the General Fund of the U.S. Treasury. All additional collections are deposited into the BBDF, and amounts remain available until expended. There are two sources of revenue for the BBDF:

- 1) Immigration bonds posted for the release of aliens detained by Enforcement and Removal Operations (ERO) field offices, as authorized by Title 8 of U.S.C. Subsection 103.6; and,
- 2) Application fees authorized by Section 245(i) of the Legal Immigrant and Family Equity (LIFE) Act.

**Fee Uses:** The Breached Bond Detention Fund (BBDF) provides budget authority that helps ICE manage detention beds and costs incurred by ERO. The fund covers collection, bond management, detention, and litigation activities. Litigation activities target compliance from surety companies found to be delinquent in meeting their obligations. ERO's Bond Management Unit (BMU) administers the BBDF and supports field operations by providing guidance related to immigration bond management. The BMU also ensures field compliance with bond laws, regulations, policies, and procedures through training, site visits, and technical oversight. The BMU coordinates with other ICE programs to facilitate the timely resolution of bond litigation issues, as well as financial reporting to ICE leadership.

The BBDF offsets costs incurred in the ERO PPA within ICE's O&S appropriation. ERO uses BBDF collections as follows:

- Supporting the detention of illegal and criminal aliens, including related costs such as health care and compliance oversight;
- Financing the collection of breached bonds, bond management, and litigation activities to target compliance from surety companies found to be delinquent in meeting their obligations; and
- BMU administrative support including mission related travel, training, bond reviews and IT systems contract requirements.



**U.S. Immigration and Customs Enforcement****Breached Bond Detention Fund**

In FY 2021, ICE will use Breached Bond collections to fund 1,095 of 55,000 adult detention beds at an average daily rate of \$125.06 for direct costs. The remaining 53,905 adult detention beds will be funded from the O&S appropriation and from Immigration Inspection User Fee (IIUF) revenue.

**Change Mechanism:** Any proposed changes in the amounts designated in the annual President's budget request require congressional reprogramming notification (8 U.S.C. Sec. 1356(r)(4)).

**Previous Changes:** In 1998, Immigration Detention Account receipts merged into this account. Congress enacted the LIFE Act, which extended the eligibility date for 245(i) of the INA from 1998 to 2000. ICE is unaware of any subsequent changes to this Fee.

**Recovery Rate:** Title 8 does not specify whether the intention of this fee was full cost recovery. Pursuant to statute, all fees in excess of the first \$8.0M are available until expended. Fees are not set based on expected costs.

(\$ in thousands)							
	FY 2014	FY 2015	FY 2016	FY 2017	FY 2018	FY 2019	TOTAL
Amount of Fee Collected	\$50,220	\$51,959	\$57,167	\$53,980	\$64,121	\$73,443	\$350,890
Total of Eligible Expenses	\$41,659	\$45,965	\$69,992	\$54,903	\$50,954	\$54,931	\$318,404
<b>Cost Recovery %</b>	120.55%	113.04%	81.68%	98.32%	125.84%	133.70%	110.20%

## Breached Bond Detention Fund Budget Authority and Obligations

Budget Authority (Dollars in Thousands)	FY 2019	FY 2020	FY 2021
<b>Enacted/Request</b>	<b>\$55,000</b>	<b>\$55,000</b>	<b>\$55,000</b>
Carryover and/or Recoveries (Actual/Estimates/Projections)	\$32,818	\$50,523	\$52,114
Rescissions to Current Year/Budget Year	-	-	-
Net Sequestered Resources	(\$810)	\$1,591	-
Reprogrammings/Transfers	-	-	-
Supplementals	-	-	-
<b>Total Budget Authority</b>	<b>\$87,008</b>	<b>\$107,114</b>	<b>\$107,114</b>
Collections – Reimbursable Resources	-	-	-
<b>Total Budget Resources</b>	<b>\$87,008</b>	<b>\$107,114</b>	<b>\$107,114</b>
Obligations (Actual/Estimates/Projections)	\$36,485	\$55,000	\$55,000
<b>Personnel: Positions and FTE</b>			
Enacted/Request Positions	-	-	-
Enacted/Request FTE	-	-	-
<b>Onboard and Actual FTE; Includes Collections - Reimbursable Resources</b>			
Onboard (Actual/Estimates/Projections)	-	-	-
FTE (Actual/Estimates/Projections)	-	-	-

**Breached Bond Detention Fund  
Summary of Budget Changes**

<b>Budget Formulation Activity</b> <i>(Dollars in Thousands)</i>	<b>Positions</b>	<b>FTE</b>	<b>Amount</b>
<b>FY 2019 Enacted</b>	-	-	<b>\$55,000</b>
<b>FY 2020 Enacted</b>	-	-	<b>\$55,000</b>
<b>FY 2021 Base Budget</b>	-	-	<b>\$55,000</b>
<b>FY 2021 Current Services</b>	-	-	<b>\$55,000</b>
<b>FY 2021 Request</b>	-	-	<b>\$55,000</b>
<b>FY 2020 To FY 2021 Change</b>	-	-	-

**Breached Bond Detention Fund****Non Pay Budget Exhibits****Non Pay Summary**

<b>Organization</b> <i>(Dollars in Thousands)</i>	<b>FY 2019 Enacted</b>	<b>FY 2020 Enacted</b>	<b>FY 2021 President's Budget</b>	<b>FY 2020 to FY 2021 Total Changes</b>
Breached Bond Detention Fund	\$55,000	\$55,000	\$55,000	-
<b>Total</b>	<b>\$55,000</b>	<b>\$55,000</b>	<b>\$55,000</b>	-
Mandatory - Fee	\$55,000	\$55,000	\$55,000	-

**Non Pay by Object Class**

<b>Non-Pay Object Classes</b> <i>(Dollars in Thousands)</i>	<b>FY 2019 Enacted</b>	<b>FY 2020 Enacted</b>	<b>FY 2021 President's Budget</b>	<b>FY 2020 to FY 2021 Change</b>
21.0 Travel and Transportation of Persons	\$100	\$435	\$435	-
22.0 Transportation of Things	-	\$1	\$1	-
25.1 Advisory and Assistance Services	\$784	\$3	\$3	-
25.3 Other Goods and Services from Federal Sources	-	\$8	\$8	-
25.4 Operation and Maintenance of Facilities	\$50,165	\$52,462	\$52,462	-
25.6 Medical Care	\$3,951	\$1,628	\$1,628	-
25.7 Operation and Maintenance of Equipment	-	\$228	\$228	-
26.0 Supplies and Materials	-	\$235	\$235	-
<b>Total - Non Pay Object Classes</b>	<b>\$55,000</b>	<b>\$55,000</b>	<b>\$55,000</b>	-

**Non Pay Cost Drivers**

<b>Non Pay Cost Drivers</b> <i>(Dollars in Thousands)</i>	<b>FY 2019 Enacted</b>	<b>FY 2020 Enacted</b>	<b>FY 2021 President's Budget</b>	<b>FY 2020 to FY 2021 Total Changes</b>
Detention Beds / Guards / Alien Welfare (Adult)	\$54,116	\$49,974	\$49,983	\$9
Other Costs	\$884	\$5,026	\$5,017	(\$9)
<b>Total – Non Pay Cost Drivers</b>	<b>\$55,000</b>	<b>\$55,000</b>	<b>\$55,000</b>	<b>-</b>

**Explanation of Non Pay Cost Drivers**

**Detention Beds / Guards / Alien Welfare (Adult):** Adult detention costs have several components, including detention bed acquisition, guard services, detainee meals, welfare items, health care, and other indirect costs. In FY 2021, ICE requests funding for 55,000 adult detention beds. Of the total adult detention beds, 52,372 are funded within ICE's O&S appropriation with the remaining 2,628 funded in the fee accounts. This decrease is attributed to the change in the projected bed rate and how many beds the FY 2021 rate can support. ICE will fund the equivalent of 1,095 adult detention beds with fees collected from the BBDF at an average daily rate of \$125.06 for direct costs. BBDF detention bed funding for FY 2021 will increase by \$9,000 from FY 2020 Enacted because of a decrease in the projected bed rate which requires ICE to shift a portion of the adult average daily population (ADP) from the O&S appropriation to fees

**Other Costs:** BBDF resources are also used to provide non-pay administrative support to the BMU, which administers the BBDF and supports field operations by providing guidance related to immigration bond management. This support includes mission related travel, training, bond reviews, and IT system contract requirements. The decrease from FY 2020 to FY 2021 is attributable to the increase in the detention beds cost driver due to the number of beds that can be supported within the \$50.0M of the funds allocated for detention beds in FY 2021.

**Department of Homeland Security**  
***U.S. Immigration and Customs Enforcement***  
***Student and Exchange Visitor Program***



**Fiscal Year 2021**  
**Congressional Justification**

Table of Contents

*Student and Exchange Visitor Program* .....1

    Budget Comparison and Adjustments..... 3

    Personnel Compensation and Benefits..... 8

    Non Pay Budget Exhibits..... 11

## Student and Exchange Visitor Program

### Budget Comparison and Adjustments

#### Comparison of Budget Authority

<b>Organization</b> <i>(Dollars in Thousands)</i>	FY 2019 Enacted			FY 2020 Enacted			FY 2021 President's Budget			FY 2020 to FY 2021 Total Changes		
	Pos.	FTE	Amount	Pos.	FTE	Amount	Pos.	FTE	Amount	Pos.	FTE	Amount
Student and Exchange Visitor Program	349	332	\$128,000	397	376	\$129,800	397	376	\$186,610	-	-	\$56,810
<b>Total</b>	<b>349</b>	<b>332</b>	<b>\$128,000</b>	<b>397</b>	<b>376</b>	<b>\$129,800</b>	<b>397</b>	<b>376</b>	<b>\$186,610</b>	<b>-</b>	<b>-</b>	<b>\$56,810</b>
Subtotal Mandatory - Fee	349	332	\$128,000	397	376	\$129,800	397	376	\$186,610	-	-	\$56,810

\*FTE/FTP include reimbursable FTE/FTP

**Fee Authority: 8 U.S.C. 1372(e)(1):** Section 286(m) of the Immigration and Nationality Act (INA) authorizes the Secretary to collect fees for adjudication and naturalization services at a level that would ensure recovery of the full costs of providing such services. The Student and Exchange Visitor Program (SEVP) is a fee-based account for fees collected from international students and exchange visitors to the United States. Homeland Security Investigations (HSI) uses SEVP funds to enhance national security by collecting, maintaining, and providing reliable information on foreign students, exchange visitors, and the schools and exchange programs hosting participants. SEVP is an enforcement program that helps to keep the United States safe while facilitating the participation of students and exchange visitors in domestic academic programs.

**Fee Uses:** The Secretary of Homeland Security is specifically authorized to collect fees for SEVP from prospective F and M students and J exchange visitors, subject to certain limits for certain J-1 nonimmigrants, per 8 U.S.C. 1372(e)(1). The HSI National Security Investigations Division (NSID) administers SEVP, which includes overseeing the School Certification Program and managing the Student and Exchange Visitor Information System (SEVIS), a web-based system for maintaining information on international students and exchange visitors (F, M, and J visa classifications). HSI plans to complete the development of any residual SEVIS Modernization Modules, Compliance Tracking, and the Student Portal in FY 2021. HSI uses SEVP funds to collect, maintain, analyze, and provide information so that only legitimate foreign students or exchange visitors can gain entry to the United States. HSI also uses SEVP resources to verify that the over one million international students and their dependents holding temporary visas in the United States comply with U.S. laws, to enforce compliance with school certification programs, and to work with NSID partners to reduce both the risk of benefit fraud and the exploitation of the student visa system.

**Change Mechanism:** The Secretary is authorized to periodically revise those fees, with certain exceptions, to take into account changes in the overall cost of carrying out the program.

**Previous Changes:** After internal review to determine if existing fees would cover the full cost of operations, ICE proposed to adjust SEVP fees and to receive public comment via a notice of proposed rulemaking in the Federal Register. The fee increase was approved by the Secretary of Homeland



Security, effective June 24, 2019.

**Recovery Rate:** Section 286(m) of the INA authorizes the Secretary of Homeland Security to collect fees for adjudication and naturalization services at a level that would ensure recovery of the full costs of providing such services, including the costs of providing similar services without charge to asylum applicants and certain other immigrants. Additionally, pursuant to INA section 286(m), the level that is set may include recovery of any additional costs associated with the administration of the fees themselves. Section 51.13 of OMB Circular A-11, Preparation, Submission and Execution of the Budget, December 2019, directs agencies to develop user charge estimates based on the full cost recovery policy set forth in OMB Circular A-25, User Charges (budget formulation and execution policy regarding user fees). SEVP is intended to be full cost recovery. Over the FY 2014 – FY 2019 timeframe, SEVP has not been full cost recovery in all years due to drawbacks, recoveries, and variability in collections.

(\$ in Thousands)

	<b>FY 2014</b>	<b>FY 2015</b>	<b>FY 2016</b>	<b>FY 2017</b>	<b>FY 2018</b>	<b>FY 2019</b>	<b>TOTAL</b>
Amount of Fee Collected	\$ 140,975	\$ 151,756	\$ 145,322	\$ 129,993	\$ 123,953	\$ 138,523	\$ 830,522
Total of Eligible Expenses	\$ 138,042	\$ 139,140	\$ 162,519	\$ 164,470	\$ 175,192	\$ 170,176	\$ 949,539
<b>Cost Recovery %</b>	<b>102.12%</b>	<b>109.07%</b>	<b>89.42%</b>	<b>79.04%</b>	<b>70.75%</b>	<b>81.40%</b>	<b>87.47%</b>

## Student and Exchange Visitor Program Budget Authority and Obligations

<b>Budget Authority</b> <i>(Dollars in Thousands)</i>	<b>FY 2019</b>	<b>FY 2020</b>	<b>FY 2021</b>
<b>Enacted/Request</b>	<b>\$128,000</b>	<b>\$129,800</b>	<b>\$186,610</b>
Carryover and/or Recoveries (Actual/Estimates/Projections)	\$90,055	\$62,111	\$6,298
Rescissions to Current Year/Budget Year	-	-	-
Net Sequestered Resources	\$3,661	\$997	-
Reprogrammings/Transfers	-	-	-
Supplementals	-	-	-
<b>Total Budget Authority</b>	<b>\$221,716</b>	<b>\$192,908</b>	<b>\$192,908</b>
Collections – Reimbursable Resources	-	-	-
<b>Total Budget Resources</b>	<b>\$221,716</b>	<b>\$192,908</b>	<b>\$192,908</b>
Obligations (Actual/Estimates/Projections)	\$159,605	\$186,610	\$186,610
<b>Personnel: Positions and FTE</b>			
Enacted/Request Positions	349	397	397
Enacted/Request FTE	332	376	376
<b>Onboard and Actual FTE; Includes Collections - Reimbursable Resources</b>			
Onboard (Actual/Estimates/Projections)	349	397	397
FTE (Actual/Estimates/Projections)	332	376	376

## Student and Exchange Visitor Program Summary of Budget Changes

<b>Budget Formulation Activity</b> <i>(Dollars in Thousands)</i>	<b>Positions</b>	<b>FTE</b>	<b>Amount</b>
<b>FY 2019 Enacted</b>	<b>349</b>	<b>332</b>	<b>\$128,000</b>
<b>FY 2020 Enacted</b>	<b>397</b>	<b>376</b>	<b>\$129,800</b>
<b>FY 2021 Base Budget</b>	<b>397</b>	<b>376</b>	<b>\$129,800</b>
Increase in Collections	-	-	\$56,810
<b>Total, Pricing Increases</b>	<b>-</b>	<b>-</b>	<b>\$56,810</b>
<b>Total Adjustments-to-Base</b>	<b>-</b>	<b>-</b>	<b>\$56,810</b>
<b>FY 2021 Current Services</b>	<b>397</b>	<b>376</b>	<b>\$186,610</b>
<b>FY 2021 Request</b>	<b>397</b>	<b>376</b>	<b>\$186,610</b>
<b>FY 2020 To FY 2021 Change</b>	<b>-</b>	<b>-</b>	<b>\$56,810</b>

## Student and Exchange Visitor Program Justification of Pricing Changes

Pricing Changes <i>(Dollars in Thousands)</i>	FY 2021 President's Budget		
	Positions	FTE	Amount
Pricing Change 1 - Increase in Collections	-	-	\$56,810
Total Pricing Changes	-	-	\$56,810

**Pricing Change 1 - Increase in Collections:** The FY 2021 President's Budget reflects an increase of \$56.8M from the FY 2020 Enacted of \$129.8M, for a new program total of \$186.6M. This adjustment is due to the approval of the FY 2019 Fee Increase. The I-901 SEVIS Fee for F and M international students will increase from \$200.00 to \$350.00. DHS will maintain the \$35 I-901 SEVIS Fee for J exchange visitors in the au pair, camp counselor, and summer work travel program participant categories, but increase the full I-901 SEVIS Fee for other J exchange visitors from \$180.00 to \$220.00. The SEVP school certification petition fee for initial certification will increase from \$1,700 to \$3,000.

## Student and Exchange Visitor Program Personnel Compensation and Benefits

### Pay Summary

Organization (Dollars in Thousands)	FY 2019 Enacted				FY 2020 Enacted				FY 2021 President's Budget				FY 2020 to FY 2021 Total			
	Pos.	FTE	Amount	Rate	Pos.	FTE	Amount	Rate	Pos.	FTE	Amount	Rate	Pos.	FTE	Amount	Rate
Student and Exchange Visitor Program	349	332	\$67,468	\$203.22	397	376	\$72,059	\$191.65	397	376	\$72,855	\$193.76	-	-	\$796	\$2.11
<b>Total</b>	<b>349</b>	<b>332</b>	<b>\$67,468</b>	<b>\$203.22</b>	<b>397</b>	<b>376</b>	<b>\$72,059</b>	<b>\$191.65</b>	<b>397</b>	<b>376</b>	<b>\$72,855</b>	<b>\$193.76</b>	<b>-</b>	<b>-</b>	<b>\$796</b>	<b>\$2.11</b>
Mandatory - Fee	349	332	\$67,468	\$203.22	397	376	\$72,059	\$191.65	397	376	\$72,855	\$193.76	-	-	\$796	\$2.11

### Pay by Object Class

Pay Object Classes (Dollars in Thousands)	FY 2019 Enacted	FY 2020 Enacted	FY 2021 President's Budget	FY 2020 - FY 2021 Change
11.1 Full-time Permanent	\$40,142	\$43,467	\$44,052	\$585
11.3 Other than Full-Time Permanent	\$87	-	-	-
11.5 Other Personnel Compensation	\$7,777	\$7,279	\$7,301	\$22
12.1 Civilian Personnel Benefits	\$19,462	\$21,313	\$21,502	\$189
<b>Total - Personnel Compensation and Benefits</b>	<b>\$67,468</b>	<b>\$72,059</b>	<b>\$72,855</b>	<b>\$796</b>
<b>Positions and FTE</b>				
Positions - Civilian	349	397	397	-
FTE - Civilian	332	376	376	-

## Pay Cost Drivers

Pay Cost Drivers <i>(Dollars in Thousands)</i>	FY 2019 Enacted			FY 2020 Enacted			FY 2021 President's Budget			FY 2020 to FY 2021 Total Changes		
	FTE	Amount	Rate	FTE	Amount	Rate	FTE	Amount	Rate	FTE	Amount	Rate
CI	183	\$43,854	\$239.64	223	\$49,155	\$220.43	223	\$49,155	\$220.43	-	-	-
Non-LEO	149	\$23,614	\$158.48	153	\$22,904	\$149.70	153	\$23,700	\$154.90	-	\$796	\$2.11
<b>Total – Pay Cost Drivers</b>	<b>332</b>	<b>\$67,468</b>	<b>\$203.22</b>	<b>376</b>	<b>\$72,059</b>	<b>\$191.65</b>	<b>376</b>	<b>\$72,855</b>	<b>\$193.76</b>	<b>-</b>	<b>\$796</b>	<b>\$2.11</b>

FY 2021 increase in pay is to adjust for the FY 2018 Position Management Level (PML) increase of seven positions.

### Explanation of Pay Cost Drivers

**CIs:** SEVP law enforcement officers (LEOs) protect national security by collecting, maintaining, and providing reliable information on foreign students, exchange visitors, and the schools and programs that host them. LEOs also enforce compliance with school certification programs and work with the HSI Counterterrorism and Criminal Exploitation Unit (CTCEU) to reduce the risk of benefit fraud and the exploitation of the student visa system. CTCEU uses risk-based targeting of enforcement leads related to school fraud and exploitation of our immigration system by students. LEOs work to identify leads and actionable criminal/administrative investigations which have a nexus to F, M and J visas. These leads are developed into cases on fraud, visa overstay and counterterrorism.

**Non-LEOs:** Non-LEOs support SEVP LEOs in collecting, maintaining, and providing reliable information on foreign students. Over one million international students and their dependents already hold temporary visas, and SEVP Non-LEOs play an integral role in managing this program element.

## Student and Exchange Visitor Program

### Permanent Positions by Grade – Appropriation

Grades and Salary Range (Dollars in Thousands)	FY 2019 Enacted	FY 2020 Enacted	FY 2021 President's Budget	FY 2020 to FY 2021 Change
Total, SES	1	-	-	-
GS-15	7	9	9	-
GS-14	50	56	56	-
GS-13	259	264	264	-
GS-12	18	25	25	-
GS-11	5	10	10	-
GS-10	-	16	16	-
GS-9	6	8	8	-
GS-8	-	9	9	-
GS-7	3	-	-	-
<b>Total Permanent Positions</b>	<b>349</b>	<b>397</b>	<b>397</b>	<b>-</b>
Unfilled Positions EOY	-	32	32	-
Total Perm. Employment (Filled Positions) EOY	349	365	365	-
<b>Position Locations</b>				
Headquarters	17	32	32	-
U.S. Field	332	365	365	-
<b>Averages</b>				
Average Personnel Costs, ES Positions	171,614	184,183	185,597	1,414
Average Personnel Costs, GS Positions	98,625	99,665	99,665	-
Average Grade, GS Positions	13	13	13	-

## Student and Exchange Visitor Program

## Non Pay Budget Exhibits

## Non Pay Summary

Organization (Dollars in Thousands)	FY 2019 Enacted	FY 2020 Enacted	FY 2021 President's Budget	FY 2020 to FY 2021 Total Changes
Student and Exchange Visitor Program	\$60,532	\$57,741	\$113,755	\$56,014
<b>Total</b>	<b>\$60,532</b>	<b>\$57,741</b>	<b>\$113,755</b>	<b>\$56,014</b>
Mandatory - Fee	\$60,532	\$57,741	\$113,755	\$56,014

## Non Pay by Object Class

Non-Pay Object Classes (Dollars in Thousands)	FY 2019 Enacted	FY 2020 Enacted	FY 2021 President's Budget	FY 2020 to FY 2021 Change
21.0 Travel and Transportation of Persons	\$763	\$722	\$1,436	\$714
22.0 Transportation of Things	\$5	\$8	\$16	\$8
23.1 Rental Payments to GSA	-	\$5,925	\$11,727	\$5,802
23.2 Rental Payments to Others	-	\$12	\$24	\$12
23.3 Communications, Utilities, and Misc. Charges	\$344	\$243	\$502	\$259
25.1 Advisory and Assistance Services	\$25,871	\$1,760	\$3,463	\$1,703
25.2 Other Services from Non-Federal Sources	\$5,481	\$5,754	\$11,324	\$5,570
25.3 Other Goods and Services from Federal Sources	\$9,586	\$6,314	\$12,451	\$6,137
25.4 Operation and Maintenance of Facilities	\$833	\$7,146	\$14,061	\$6,915
25.5 Research and Development Contracts	\$2,961	-	-	-
25.6 Medical Care	-	-	\$1	\$1
25.7 Operation and Maintenance of Equipment	\$13,849	\$27,338	\$53,777	\$26,439
26.0 Supplies and Materials	\$262	\$149	\$305	\$156
31.0 Equipment	\$577	\$2,367	\$4,665	\$2,298
42.0 Insurance Claims and Indemnities	-	\$3	\$3	-
<b>Total - Non Pay Object Classes</b>	<b>\$60,532</b>	<b>\$57,741</b>	<b>\$113,755</b>	<b>\$56,014</b>



## Non Pay Cost Drivers

Non Pay Cost Drivers <i>(Dollars in Thousands)</i>	FY 2019 Enacted	FY 2020 Enacted	FY 2021 President's Budget	FY 2020 to FY 2021 Total Changes
Contract Support	\$27,259	\$26,002	\$60,454	\$34,452
Counterterrorism and Criminal Exploitation Unit (CTCEU) Contracts	\$9,258	\$8,831	\$24,008	\$15,177
Government Services	\$4,953	\$4,725	\$12,451	\$7,726
SEVIS Modernization	\$14,869	\$15,087	\$8,067	(\$7,020)
SEVIS Operations and Maintenance (O&M)	-	-	\$5,378	\$5,378
Other Costs	\$4,193	\$3,096	\$3,397	\$301
<b>Total - Non Pay Cost-Drivers</b>	<b>\$60,532</b>	<b>\$57,741</b>	<b>\$113,755</b>	<b>\$56,014</b>

### Explanation of Non Pay Cost Drivers

**Contract Support:** SEVP contracts enable strategic development as the program expands and supports mitigating program vulnerabilities related to data entry, IT system performance, and nonimmigrant status monitoring. The increase from FY 2020 to FY 2021 is attributed to enhanced compliance monitoring to recertify or withdraw all currently certified schools and stake holder outreach

**Counterterrorism and Criminal Exploitation Unit (CTCEU) Contracts:** CTCEU contracts inform management, supply manpower to perform mission critical functions, and provide technical expertise to support CTCEU's mission of nonimmigrant enforcement. Contract-provided services include nonimmigrant status and location data, lead processing, and big-data, open-source, and statistical analysis. The increase from FY 2020 to FY 2021 is attributed to additional support required to continue investigations of immigration status violations, as well as criminal investigations of F and M students and J exchange visitors.

**Government Services:** This funding includes nine memoranda of understanding (MOUs), which cover personnel supporting SEVP within DHS, Department of State (DOS) and General Services Administration (GSA). The increase from FY 2020 to FY 2021 is attributed to additional personnel to support SEVP within DHS, DOS, and GSA.

**SEVIS Modernization:** This funding supports agile-developed modernization of the student portal, information sharing, information management, applications for certification/designation, adjudication, and tracking compliance. The decrease from FY 2020 to FY 2021 is attributed to the portions of the project moving from modernization to the O&M phase.

**SEVIS Operations and Maintenance (O&M):** This funding supports operations and maintenance of the modernized system. The increase from FY 2020 to FY 2021 is attributed to the portions of the project moving from modernization to the O&M phase.

**Other Costs:** Other Costs comprise supplies and fuel. The increase from FY 2020 to FY 2021 is attributed to inflation on one-time costs due to hiring.

**Department of Homeland Security**  
***U.S. Immigration and Customs Enforcement***  
***Immigration Examinations Fee Account***



**Fiscal Year 2021**  
**Congressional Justification**

Table of Contents

*Immigration Examinations Fee Account* .....1

    Budget Comparison and Adjustments..... 3

    Personnel Compensation and Benefits..... 7

    Non Pay Budget Exhibits..... 9

## Immigration Examinations Fee Account

### Budget Comparison and Adjustments

#### Comparison of Budget Authority

Organization (Dollars in Thousands)	FY 2019 Enacted			FY 2020 Enacted			FY 2021 President's Budget			FY 2020 to FY 2021 Total Changes		
	Pos.	FTE	Amount	Pos.	FTE	Amount	Pos.	FTE	Amount	Pos.	FTE	Amount
Immigration Examinations Fee Account	-	-	-	-	-	-	-	-	\$112,287	-	-	\$112,287
<b>Total</b>	-	-	-	-	-	-	-	-	<b>\$112,287</b>	-	-	<b>\$112,287</b>
Subtotal Mandatory - Fee	-	-	-	-	-	-	-	-	\$112,287	-	-	\$112,287

**Fee Authority:** The Immigration Examinations Fee Account (IEFA) was established by Section 286(m) of the Immigration and Nationality Act, 8 U.S.C. 1356. USCIS collects fees from immigration benefit applicants and petitioners and deposits fee revenue into the IEFA to reimburse the cost of providing immigration adjudication and naturalization services, including the cost of investigative work performed before and after USCIS renders an adjudication decision.

**Fee Uses:** The FY 2021 President's Budget establishes \$112.3M in funding for the ICE IEFA fee account. The funds are derived from USCIS IEFA fee collections and will offset O&S costs for ICE Homeland Security Investigations (HSI) Domestic Investigations. In response to ICE initiatives, such as the Repository for Analytics in a Virtualized Environment (RAVEN), ICE expects an increase in investigative leads and cases involving identity and benefit fraud. To meet this anticipated increase, IEFA fees will be used to reimburse HSI staffing costs to support the following activities within HSI Domestic Investigations:

- Document and Benefit Fraud Task Forces (DBFTFs): HSI DBFTFs target criminal enterprises and individuals who attempt to use document and benefit fraud to compromise the integrity of the immigration system. IEFA-funded DBFTFs improve information sharing, reduce duplication of efforts, and increase the effectiveness of investigations alongside Federal, State, and local law enforcement partners.
- Operation Janus: Operation Janus is an interagency initiative designed by DHS to prevent aliens who receive a final removal order under one identity from obtaining immigration benefits under an alternate identity. As part of the Historical Fingerprint Enrollment (HFE) project, ICE and USCIS collaborated for the digitizing of fingerprint cards from 619,924 alien files without electronic fingerprints in the Automated Biometric Identification System. Of the alien files reviewed, 278,512 contained fingerprint cards which were enrolled into the FBI database. Following upload, these files are subject to automated screening techniques and may supplement existing encounters in biometric holdings. HSI estimates that it could receive an estimated 800 referrals/leads from this upload.
- HSI National Lead Development Center: HSI is directing new referrals from the Historical Fingerprint Enrollment (HFE) project to the National Lead Development Center, which will review leads centrally before disseminating to HSI field offices for action.

HSI Domestic Investigations staff will support other fraud prevention and investigative activities, such as forensic document examination, outreach programs, lead referrals, employer compliance inspections, and by adopting compliance best practices.

**Change Mechanism:** The FY 2019/2020 IEFA fee review results indicate that USCIS will experience an average annual cost/revenue differential of -\$1.3M during the biennial period. USCIS proposes to adjust the IEFA fee schedule by a weighted average increase of 20 percent to ensure full cost recovery, including the \$112.3M to fund the ICE portion of IEFA.

**Previous Changes:** USCIS last adjusted its fee schedule in December 2016 (FY 2016/2017 IEFA fee review). It was the first fee adjustment since November 2010 (FY 2010/2011 IEFA fee review). Although USCIS conducted fee reviews for the FY 2012/2013 and FY 2014/2015 biennial periods, it did not need to adjust fees at that time.

**Recovery Rate:** USCIS proposes to adjust its fees to ensure full cost recovery in accordance with the INA Section 286(m), 8 U.S.C. 1356(m). USCIS expects the fee proposal to become effective in FY 2021.

## Immigration Examinations Fee Account Budget Authority and Obligations

Budget Authority (Dollars in Thousands)	FY 2019	FY 2020	FY 2021
<b>Enacted/Request</b>	-	-	\$112,287
Carryover and/or Recoveries (Actual/Estimates/Projections)	-	-	-
Rescissions to Current Year/Budget Year	-	-	-
Net Sequestered Resources	-	-	-
Reprogrammings/Transfers	-	-	-
Supplementals	-	-	-
<b>Total Budget Authority</b>	-	-	\$112,287
Collections – Reimbursable Resources	-	-	-
<b>Total Budget Resources</b>	-	-	\$112,287
Obligations (Actual/Estimates/Projections)	-	-	\$112,287
<b>Personnel: Positions and FTE</b>			
Enacted/Request Positions	-	-	-
Enacted/Request FTE	-	-	-
<b>Onboard and Actual FTE; Includes Collections - Reimbursable Resources</b>			
Onboard (Actual/Estimates/Projections)	-	-	-
FTE (Actual/Estimates/Projections)	-	-	-

**Immigration Examinations Fee Account  
Summary of Budget Changes**

<b>Budget Formulation Activity</b> <i>(Dollars in Thousands)</i>	<b>Positions</b>	<b>FTE</b>	<b>Amount</b>
<b>FY 2019 Enacted</b>	-	-	-
<b>FY 2020 Enacted</b>	-	-	-
<b>FY 2021 Base Budget</b>	-	-	-
Immigration Examinations Fee Account	-	-	\$112,287
<b>Total, Pricing Increases</b>	-	-	<b>\$112,287</b>
<b>Total Adjustments-to-Base</b>	-	-	<b>\$112,287</b>
<b>FY 2021 Current Services</b>	-	-	<b>\$112,287</b>
<b>FY 2021 Request</b>	-	-	<b>\$112,287</b>
<b>FY 2020 To FY 2021 Change</b>	-	-	<b>\$112,287</b>

## Immigration Examinations Fee Account Personnel Compensation and Benefits

### Pay Summary

Organization <i>(Dollars in Thousands)</i>	FY 2019 Enacted				FY 2020 Enacted				FY 2021 President's Budget				FY 2020 to FY 2021 Total			
	Pos.	FTE	Amount	Rate	Pos.	FTE	Amount	Rate	Pos.	FTE	Amount	Rate	Pos.	FTE	Amount	Rate
Immigration Examinations Fee Account	-	-	-	-	-	-	-	-	-	-	\$84,500	-	-	-	\$84,500	-
<b>Total</b>	-	-	-	-	-	-	-	-	-	-	<b>\$84,500</b>	-	-	-	<b>\$84,500</b>	-
Mandatory - Fee	-	-	-	-	-	-	-	-	-	-	\$84,500	-	-	-	\$84,500	-

### Pay by Object Class

Pay Object Classes <i>(Dollars in Thousands)</i>	FY 2019 Enacted	FY 2020 Enacted	FY 2021 President's Budget	FY 2020 - FY 2021 Change
11.1 Full-time Permanent	-	-	\$50,114	\$50,114
11.3 Other than Full-Time Permanent	-	-	\$70	\$70
11.5 Other Personnel Compensation	-	-	\$10,343	\$10,343
12.1 Civilian Personnel Benefits	-	-	\$23,973	\$23,973
<b>Total - Personnel Compensation and Benefits</b>	-	-	<b>\$84,500</b>	<b>\$84,500</b>
<b>Positions and FTE</b>				



## Pay Cost Drivers

Pay Cost Drivers <i>(Dollars in Thousands)</i>	FY 2019 Enacted			FY 2020 Enacted			FY 2021 President's Budget			FY 2020 to FY 2021 Total Changes		
	FTE	Amount	Rate	FTE	Amount	Rate	FTE	Amount	Rate	FTE	Amount	Rate
Criminal Investigators (Cis)	-	-	-	-	-	-	-	\$71,473	-	-	\$71,473	-
Non-Law Enforcement Officers (LEOs)	-	-	-	-	-	-	-	\$13,027	-	-	\$13,027	-
<b>Total –Pay Cost Drivers</b>	-	-	-	-	-	-	-	<b>\$84,500</b>	-	-	<b>\$84,500</b>	-

Note: The IEFA fee funds will be used to reimburse existing positions within HSI Domestic, as they are not new positions, they FTE counts are not shown in the table above. Please see the pay cost driver explanations below which reference the FTE/FTP counts related to the positions covered by the funds.

### Explanation of Pay Cost Drivers

**Criminal Investigators (CIs):** CIs identify leads and work cases involving identity and benefit fraud. In FY 2021, IEFA fees will be used to reimburse the pay related costs of existing 355 FTE / 710 FTP from HSI Domestic Investigations.

**Non-Law Enforcement Officers (LEOs):** Non-LEOs conduct administrative duties in support of CIs. In FY 2021, IEFA fees will be used to reimburse the pay related costs of existing 113 FTE / 226 FTP from HSI Domestic Investigations.

**Immigration Examinations Fee Account****Non Pay Budget Exhibits****Non Pay Summary**

<b>Organization</b> <i>(Dollars in Thousands)</i>	<b>FY 2019 Enacted</b>	<b>FY 2020 Enacted</b>	<b>FY 2021 President's Budget</b>	<b>FY 2020 to FY 2021 Total Changes</b>
Immigration Examinations Fee Account	-	-	\$27,787	\$27,787
<b>Total</b>	-	-	<b>\$27,787</b>	<b>\$27,787</b>
Mandatory - Fee	-	-	\$27,787	\$27,787

**Non Pay by Object Class**

<b>Non-Pay Object Classes</b> <i>(Dollars in Thousands)</i>	<b>FY 2019 Enacted</b>	<b>FY 2020 Enacted</b>	<b>FY 2021 President's Budget</b>	<b>FY 2020 to FY 2021 Change</b>
21.0 Travel and Transportation of Persons	-	-	\$3,917	\$3,917
22.0 Transportation of Things	-	-	\$279	\$279
23.3 Communications, Utilities, and Misc. Charges	-	-	\$2,674	\$2,674
25.1 Advisory and Assistance Services	-	-	\$1,425	\$1,425
25.2 Other Services from Non-Federal Sources	-	-	\$3,857	\$3,857
25.3 Other Goods and Services from Federal Sources	-	-	\$3,386	\$3,386
25.4 Operation and Maintenance of Facilities	-	-	\$2,802	\$2,802
25.6 Medical Care	-	-	\$27	\$27
25.7 Operation and Maintenance of Equipment	-	-	\$2,577	\$2,577
25.8 Subsistence & Support of Persons	-	-	\$17	\$17
26.0 Supplies and Materials	-	-	\$2,028	\$2,028
31.0 Equipment	-	-	\$4,763	\$4,763
32.0 Land and Structures	-	-	\$16	\$16
41.0 Grants, Subsidies, and Contributions	-	-	\$17	\$17
44.0 Refunds	-	-	\$2	\$2
<b>Total - Non Pay Object Classes</b>	-	-	<b>\$27,787</b>	<b>\$27,787</b>

**Non Pay Cost Drivers**

<b>Non Pay Cost Drivers</b> <i>(Dollars in Thousands)</i>	<b>FY 2019 Enacted</b>	<b>FY 2020 Enacted</b>	<b>FY 2021 President's Budget</b>	<b>FY 2020 to FY 2021 Total Changes</b>
Equipment	-	-	\$10,143	\$10,143
Contracts	-	-	\$4,965	\$4,965
Travel	-	-	\$3,917	\$3,917
Other Costs	-	-	\$8,762	\$8,762
<b>Total – Non Pay Cost Drivers</b>	-	-	<b>\$27,787</b>	<b>\$27,787</b>

**Explanation of Non Pay Cost Drivers**

**Equipment:** Equipment, including but not limited to vehicles and radios, is essential in supporting LEOs engaged in investigations to prevent and detect immigration benefit fraud.

**Contracts:** Contracts funds contract personnel and tools that support investigative work required to adjudicate immigration applications and bolster agents' ability to effectively investigate Operation Janus leads.

**Travel:** Travel costs facilitate outreach programs and employer compliance inspections.

**Other Costs:** Other Costs include one-time charges (e.g., communications, utilities, supplies, and O&M of equipment) to hire additional Law Enforcement Officers.

**Department of Homeland Security**  
***U.S. Immigration and Customs Enforcement***  
***Immigration Enforcement Account***



**Fiscal Year 2021**  
**Congressional Justification**

Table of Contents

*Immigration Enforcement Account* .....1

    Budget Comparison and Adjustments..... 3

    Non Pay Budget Exhibits..... 8

## Immigration Enforcement Account

### Budget Comparison and Adjustments

### Comparison of Budget Authority

Organization (Dollars in Thousands)	FY 2019 Enacted			FY 2020 Enacted			FY 2021 President's Budget			FY 2020 to FY 2021 Total Changes		
	Pos.	FTE	Amount	Pos.	FTE	Amount	Pos.	FTE	Amount	Pos.	FTE	Amount
Immigration Enforcement Account	-	-	-	-	-	-	-	-	\$200	-	-	\$200
<b>Total</b>	-	-	-	-	-	-	-	-	<b>\$200</b>	-	-	<b>\$200</b>
Subtotal Mandatory - Fee	-	-	-	-	-	-	-	-	\$200	-	-	\$200

ICE levies Immigration Enforcement Fines (IEF) against illegal aliens for failure to depart the United States if so ordered. Funds support activities to enhance enforcement under Title 8 of the U.S. Code, including identifying, investigating, apprehending, detaining, and removing criminal aliens.

**Fee Authority:** Authority comes from Section 273 of the Immigration and Nationality Act and Section 16 of the Immigration Act of 1924. The Immigration Enforcement Account was established under Section 382 of the Illegal Immigration Reform and Immigrant Responsibility Act of 1996 (P.L. 104-208: IIRIRA). In addition to creating this account, the IIRIRA added new types of fines, which include fines levied against aliens for failure to depart the United States if so ordered.

**Fee Uses:** Subject to the availability of funds, IEF revenues are used to support the following ICE activities: identification, investigation, apprehension, detention, and removal of criminal aliens; the maintenance and updating of a system to identify and track criminal aliens, deportable aliens, inadmissible aliens, and aliens illegally entering the United States; and the repair, maintenance, and construction on the United States border, in areas experiencing high levels of apprehensions of illegal aliens, of structures to deter illegal entry into the United States.

The current circumstances and penalties associated with the Immigration Enforcement Account are as follows:

INA SECTION	CIRCUMSTANCE	PENALTY
1229(d)(1)(A)	Civil penalty for failing to comply with voluntary departure order.	\$1,000-\$5,000
1324d(a)	Civil penalty for failing to depart in compliance with a final order.	\$500

**Change Mechanism:** In accordance with the requirements of Section 4 of the Federal Civil Monetary Penalties Inflation Adjustment Act of 1990 (P.L. 101-410), as amended by the Debt Collection Improvement Act of 1996, the U.S. Department of the Justice (DOJ) published a regulation adjusting for inflation for the civil monetary penalties assessed or enforced by DOJ. This rule became effective September 29, 1999.

The Federal Civil Monetary Penalties Inflation Adjustment Act of 1990 (P.L. 101-410) (Adjustment Act) provides for the regular evaluation of civil monetary penalties to ensure that they continue to maintain their deterrent effect and that penalty amounts due the Federal Government are properly accounted for and collected. Debt Collection Improvement Act of 1996 (Public Law 104-134) requires the head of each agency by regulation [to] adjust each civil monetary penalty provided by law within the jurisdiction of the Federal agency” and to “publish each such regulation in the Federal Register” not later than 180 days after enactment of the Improvement Act.

Section 31001 of the Debt Collection Improvement Act also provides that the first adjustment of a civil monetary penalty made pursuant to the amendment may not exceed 10 percent of such penalty. Adjustment for inflation must occur every 4 years. Legacy Immigration Nationalization Service (INS) published its increase in fines in 8 CFR § 280.53(c).

**Previous Changes:** N/A

**Recovery Rate:** The fines are intended to serve as a deterrent and are not expected to be full cost recovery. While funds have been collected in prior years, FY 2021 is the first year ICE will spend collection.

#### Historical Collections

(\$ in thousands)			
	FY 2017	FY 2018	FY 2019
Amount of Fee Collected	-	-	\$3

## Immigration Enforcement Account Budget Authority and Obligations

Budget Authority (Dollars in Thousands)	FY 2019	FY 2020	FY 2021
<b>Enacted/Request</b>	-	-	\$200
Carryover and/or Recoveries (Actual/Estimates/Projections)	-	-	\$50
Rescissions to Current Year/Budget Year	-	-	-
Net Sequestered Resources	-	-	\$12
Reprogrammings/Transfers	-	-	-
Supplementals	-	-	-
<b>Total Budget Authority</b>	-	-	\$262
Collections – Reimbursable Resources	-	-	-
<b>Total Budget Resources</b>	-	-	\$262
Obligations (Actual/Estimates/Projections)	-	-	\$10
<b>Personnel: Positions and FTE</b>			
Enacted/Request Positions	-	-	-
Enacted/Request FTE	-	-	-
<b>Onboard and Actual FTE; Includes Collections - Reimbursable Resources</b>			
Onboard (Actual/Estimates/Projections)	-	-	-
FTE (Actual/Estimates/Projections)	-	-	-



## Immigration Enforcement Account Summary of Budget Changes

<b>Budget Formulation Activity</b> <i>(Dollars in Thousands)</i>	<b>Positions</b>	<b>FTE</b>	<b>Amount</b>
<b>FY 2019 Enacted</b>	-	-	-
<b>FY 2020 Enacted</b>	-	-	-
<b>FY 2021 Base Budget</b>	-	-	-
Anticipated Collections	-	-	\$200
<b>Total, Pricing Increases</b>	-	-	<b>\$200</b>
<b>Total Adjustments-to-Base</b>	-	-	<b>\$200</b>
<b>FY 2021 Current Services</b>	-	-	<b>\$200</b>
<b>FY 2021 Request</b>	-	-	<b>\$200</b>
<b>FY 2020 To FY 2021 Change</b>	-	-	<b>\$200</b>

## Immigration Enforcement Account Justification of Pricing Changes

Pricing Changes <i>(Dollars in Thousands)</i>	FY 2021 President's Budget		
	Positions	FTE	Amount
Pricing Change 1 - Anticipated Collections	-	-	\$200
Total Pricing Changes	-	-	\$200

**Pricing Change 1 – Collections:** The level of collections in immigration enforcement fines reflect a full year projection for FY21.

## Immigration Enforcement Account

### Non Pay Budget Exhibits

#### Non Pay Summary

Organization (Dollars in Thousands)	FY 2019 Enacted	FY 2020 Enacted	FY 2021 President's Budget	FY 2020 to FY 2021 Total Changes
Immigration Enforcement Account	-	-	\$200	\$200
<b>Total</b>	-	-	<b>\$200</b>	<b>\$200</b>
Mandatory - Fee	-	-	\$200	\$200

#### Non Pay by Object Class

Non-Pay Object Classes (Dollars in Thousands)	FY 2019 Enacted	FY 2020 Enacted	FY 2021 President's Budget	FY 2020 to FY 2021 Change
25.2 Other Services from Non-Federal Sources	-	-	\$200	\$200
<b>Total - Non Pay Object Classes</b>	-	-	<b>\$200</b>	<b>\$200</b>

**Non Pay Cost Drivers**

<b>Non Pay Cost Drivers</b> <i>(Dollars in Thousands)</i>	<b>FY 2019 Enacted</b>	<b>FY 2020 President's Budget</b>	<b>FY 2021 President's Budget</b>	<b>FY 2020 to FY 2021 Total Changes</b>
Contracts	-	-	\$200	\$200
<b>Total – Non Pay Cost Drivers</b>	-	-	<b>\$200</b>	<b>\$200</b>

**Explanation of Non Pay Cost Driver**

**Contracts:** This cost driver funds contract personnel and tools that support investigative work required to bolster agents' ability to effectively investigate leads, as well as, transportation costs related to movement of alien migrants in preparation for removal from the United States.