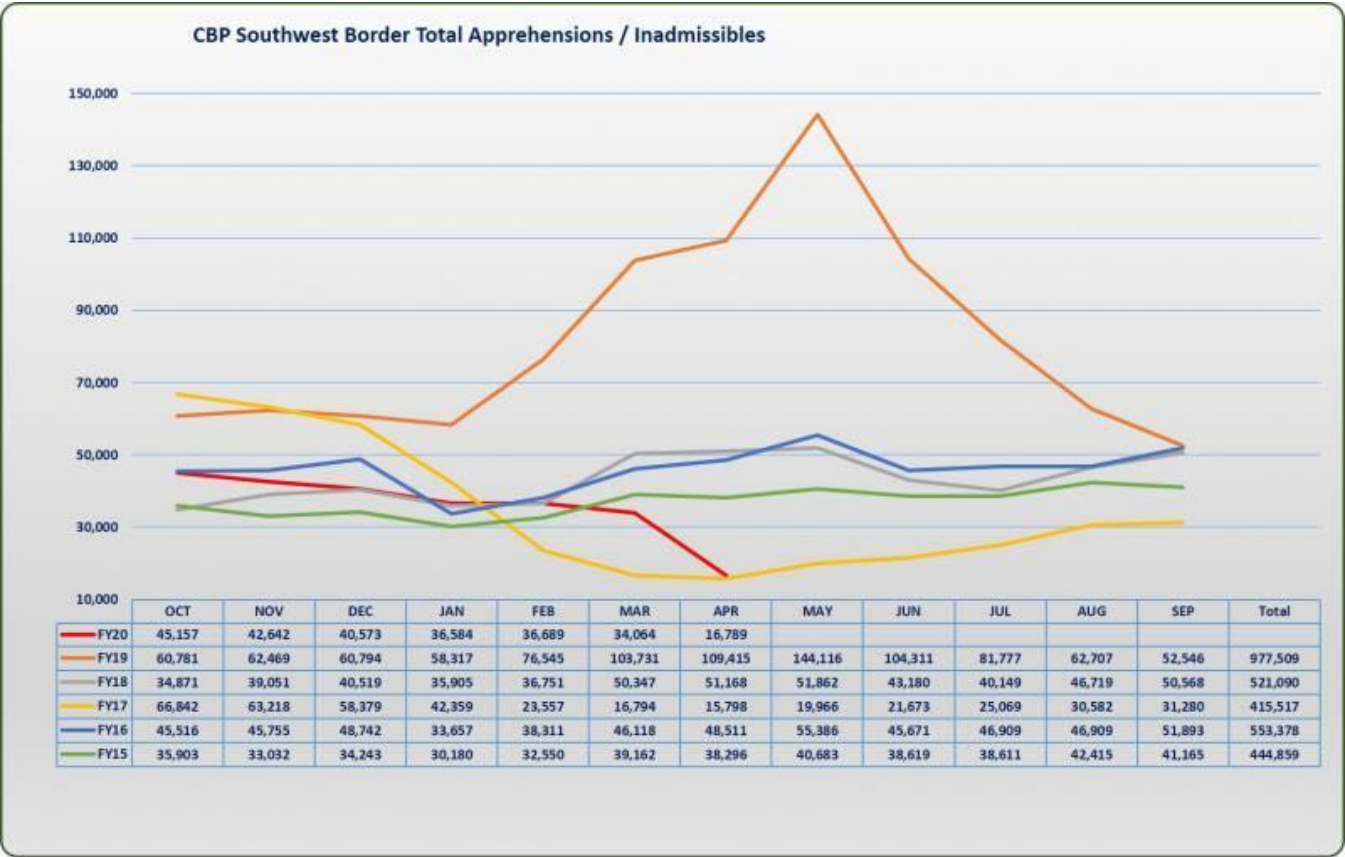




(/)

U.S. Customs and  
Border Protection  
(/)

Southwest Border Migration FY 2020



## U.S. Border Patrol Southwest Border Encounters<sup>1</sup> FY 2020

USBP	Demographic	OCT	NOV	DEC	JAN	FEB	MAR	APR	Total
<b>Southwest Border</b>	Unaccompanied Alien Child	2,841	3,309	3,226	2,679	3,069	2,938	734	<b>18,796</b>
	Family Units*	9,723	9,002	8,595	5,163	4,612	3,369	604	<b>41,068</b>
	Single Adult	22,843	21,209	21,036	21,361	22,395	23,695	14,524	<b>147,063</b>
<b>Southwest Border Total Apprehensions</b>		<b>35,407</b>	<b>33,520</b>	<b>32,857</b>	<b>29,203</b>	<b>30,076</b>	<b>30,002</b>	<b>15,862</b>	<b>206,927</b>

\*Family Unit represents the number of individuals (either a child under 18 years old, parent, or legal guardian) apprehended with a family member by the U.S. Border Patrol.

In Fiscal Year (FY) 2020 To Date (TD), during the month of April, a total of 1,146 individuals were apprehended between ports of entry on our Southwest Border, compared to 23,558 in March and 30,076 in February. In FY19, a total of 851,508 individuals were apprehended between ports of entry on our Southwest Border.

<sup>1</sup> Beginning in March FY20, USBP Encounters statistics include both Title 8 Apprehensions and Title 42 Expulsions. To learn more, visit: [Title-8-and-Title-42-Statistics](https://www.cbp.gov/newsroom/stats/cbp-enforcement-statistics/title-8-and-title-42-statistics) (<https://www.cbp.gov/newsroom/stats/cbp-enforcement-statistics/title-8-and-title-42-statistics>)

For breakdown by Sector, visit [USBP Southwest Border Apprehensions by Sector](https://www.cbp.gov/newsroom/stats/sw-border-migration/usbp-sw-border-apprehensions) (/newsroom/stats/sw-border-migration/usbp-sw-border-apprehensions)

## Office of Field Operations Southwest Border Encounters<sup>1</sup> FY 2020

Field Operations	Demographic	OCT	NOV	DEC	JAN	FEB	MAR	APR	Total
<b>Southwest Border</b>	Unaccompanied Alien Child	359	369	417	396	423	248	32	<b>2,244</b>
	Family Units*	3,996	4,138	3,458	3,037	2,506	1,178	22	<b>18,335</b>
	Single Adults	5,293	4,562	3,780	3,915	3,646	2,596	857	<b>24,649</b>
	Accompanied Minor Child**	102	53	61	33	38	40	16	<b>343</b>
<b>Southwest Border Total Inadmissibles</b>		<b>9,750</b>	<b>9,122</b>	<b>7,716</b>	<b>7,381</b>	<b>6,613</b>	<b>4,062</b>	<b>927</b>	<b>45,571</b>

\*Family Unit represents the number of individuals (either a child under 18 years old, parent, or legal guardian) deemed inadmissible with a family member by the Office of Field Operations.

\*\*Accompanied Minor Child represents a child accompanied by a parent or legal guardian and the parent or legal guardian is either a U.S. Citizen, Lawful Permanent Resident, or admissible alien, and the child is determined to be inadmissible.

In Fiscal Year (FY) 2020 To Date (TD), during the month of April, a total of 408 people presenting themselves at ports of entry on the Southwest Border were deemed inadmissible compared to 3,993 in March and 6,613 in February. In FY 2019, 126,001 people presenting themselves at ports of entry on the Southwest Border were deemed inadmissible.

<sup>1</sup> Beginning in March FY20, OFO Encounters statistics include both Title 8 Inadmissibles and Title 42 Expulsions. To learn more, visit: **Title-8-and-Title-42-Statistics** (<https://www.cbp.gov/newsroom/stats/cbp-enforcement-statistics/title-8-and-title-42-statistics>)

OFO inadmissibility metrics include: individuals encountered at ports of entry who are seeking lawful admission into the United States but are determined to be inadmissible, individuals presenting themselves to seek humanitarian protection under our laws, and individuals who withdraw an application for admission and return to their countries of origin within a short timeframe.

For breakdown by Field Office, visit **Southwest Border Inadmissibles by Field Office** (</newsroom/stats/sw-border-migration/ofo-sw-border-inadmissibles>).

**Last modified:** May 7, 2020

**Tags:** Statistics



Share This Page.

# Nationwide Enforcement Encounters: Title 8 Enforcement Actions and Title 42 Expulsions

On March 21, 2020 the President, in accordance with Title 42 of the United States Code Section 265, determined that by reason of existence of COVID-19 in Mexico and Canada, there is a serious danger of the further introduction of COVID-19 into the United States; that prohibition on the introduction of persons or property, in whole or in part, from Mexico and Canada is required in the interest of public health. Under this order, CBP is prohibiting the entry of certain persons who potentially pose a health risk, either by virtue of being subject to previously announced travel restrictions or because they unlawfully entered the country to bypass health screening measures. To help prevent the introduction of COVID-19 into border facilities and into the United States, persons subject to the order will not be held in congregate areas for processing and instead will immediately be expelled to their country of last transit. In the event a person cannot be returned to the country of last transit, CBP works with interagency partners to secure expulsion to the person’s country of origin and hold the person for the shortest time possible. This order does not apply to persons who should be excepted based on considerations of law enforcement, officer and public safety, humanitarian, or public health interests. Expulsions under Title 42 are not based on immigration status and are tracked separately from immigration enforcement actions, such as apprehension or inadmissibility, that are regularly reported by CBP.

## U.S. Border Patrol Monthly Enforcement Encounters 2020: Title 42 Expulsions and Title 8 Apprehensions

U.S. Border Patrol (USBP)	Enforcement Actions	MAR	APR	FY20 TD TOTAL
Southwest Border	Title 42 Expulsions <sup>2</sup>	6,444	14,416	20,860
	Title 8 Apprehensions <sup>1</sup>	23,558	1,446	186,067
	<b>Total</b>	<b>30,002</b>	<b>15,862</b>	<b>206,967</b>
	Title 42 Expulsions <sup>2</sup>	13	14	27

<b>Northern Border</b>	Title 8 Apprehensions <sup>1</sup>	147	9	1,581
	<b>Total</b>	<b>160</b>	<b>23</b>	<b>1,608</b>
<b>Land Border Total</b>	Title 42 Expulsions <sup>2</sup>	6,457	14,430	20,887
	Title 8 Apprehensions <sup>1</sup>	23,705	1,455	187,648
<b>USBP - Total Land Border Enforcement Encounters</b>		<b>30,112</b>	<b>15,885</b>	<b>208,535</b>

<sup>1</sup> Enforcement Actions refers to apprehensions or inadmissibles processed under CBP's immigration authority. Inadmissibles refers to individuals encountered at ports of entry who are seeking lawful admission into the United States but are determined to be inadmissible, individuals presenting themselves to seek humanitarian protection under our laws, and individuals who withdraw an application for admission and return to their countries of origin within a short timeframe. Apprehensions refers to the physical control or temporary detainment of a person who is not lawfully in the U.S. which may or may not result in an arrest.

<sup>2</sup> Expulsions refers to individuals encountered by USBP and OFO and expelled to the country of last transit or home country in the interest of public health under Title 42 U.S.C. 265.

[Back to CBP Enforcement Statistics \(/newsroom/stats/cbp-enforcement-statistics\)](/newsroom/stats/cbp-enforcement-statistics)

## Office of Field Operations Monthly Enforcement Encounters 2020: Title 42 Expulsions and Title 8 Inadmissible Aliens

Office of Field Operations (OFO)	Enforcement Actions	MAR	APR	FY20 TD TOTAL
<b>Southwest Border</b>	Title 42 Expulsions <sup>2</sup>	69	519	588
	Title 8 Inadmissibles <sup>1</sup>	3,993	408	44,983
	<b>Total</b>	<b>4,062</b>	<b>927</b>	<b>45,571</b>
<b>Northern Border</b>	Title 42 Expulsions <sup>2</sup>	7	7	14
	Title 8 Inadmissibles <sup>1</sup>	3,557	465	24,033
	<b>Total</b>	<b>3,584</b>	<b>472</b>	<b>24,047</b>
<b>Land Border Total</b>	Title 42 Expulsions <sup>2</sup>	76	526	602
	Title 8 Apprehensions <sup>1</sup>	7,570	873	69,016
<b>OFO - Total Land Border Enforcement Encounters</b>		<b>7,646</b>	<b>1399</b>	<b>69,618</b>

<sup>2</sup>Expulsions refers to individuals encountered by USBP and OFO and expelled to the country of last transit or home country in the interest of public health under Title 42 U.S.C. 265.<sup>1</sup> Enforcement Actions refers to apprehensions or inadmissibles processed under CBP's immigration authority. Inadmissibles refers to individuals encountered at ports of entry who are seeking lawful admission into the United States but are determined to be inadmissible, individuals presenting themselves to seek humanitarian protection under our laws, and individuals who withdraw an application for admission and return to their countries of origin within a short timeframe. Apprehensions refers to the physical control or temporary detainment of a person who is not lawfully in the U.S. which may or may not result in an arrest.

Back to **CBP Enforcement Statistics** (</newsroom/stats/cbp-enforcement-statistics>)

**Last modified:** May 7, 2020



Share This Page.

 Official website of the Department of Homeland Security


(//)

## U.S. Customs and Border Protection (/)

# U.S. Border Patrol Southwest Border Apprehensions by Sector Fiscal Year 2020<sup>1</sup>

## Southwest Border Unaccompanied Alien Children (0-17 yr old) Encounters

Comparisons below reflect Fiscal Year (FY) 2019 To Date (TD) compared to FY 2020 TD.

Unaccompanied Alien Children Encounters by Sector			
Sector	FY19 TD APR	FY20 TD APR	% Change FY19 TD APR to FY20 TD APR
Big Bend	408	276	-32%
Del Rio	1,706	1,226	-28%
El Centro	1,867	766	-59%
El Paso	10,015	2,681	-73%
Laredo	1,593	1,675	5%
Rio Grande	19,057	6,547	-66%
San Diego	2,353	1,093	-54%
Tucson	3,131	4,025	29%
Yuma	4,602	507	-89%
<b>USBP Southwest Border Total</b>	<b>44,732</b>	<b>18,796</b>	<b>-58%</b>

<sup>1</sup> Beginning in March FY20, USBP Encounters statistics include both Title 8 Apprehensions and Title 42 Expulsions. To learn more, visit: **Title-8-and-Title-42-Statistics** (<https://www.cbp.gov/newsroom/stats/cbp-enforcement-statistics/title-8-and-title-42-statistics>)

# Southwest Border Family Unit\* Encounters<sup>1</sup>

Comparisons below reflect Fiscal Year (FY) 2019 To Date (TD) compared to FY 2020 TD.

Family Unit* Encounters by Sector			
Sector	FY19 TD APR	FY20 TD APR	% Change FY19 TD APR to FY20 TD APR
Big Bend	868	283	-67%
Del Rio	11,840	4,826	-59%
El Centro	6,586	808	-88%
El Paso	74,280	9,108	-88%
Laredo	587	670	14%
Rio Grande	101,851	8,956	-91%
San Diego	12,828	4,023	-69%
Tucson	8,278	9,961	20%
Yuma	31,304	2,433	-92%
USBP Southwest Border Total	248,422	41,068	-83%

**\*Note:** Family Unit represents the number of individuals (either a child under 18 years old, parent or legal guardian) apprehended with a family member by the U.S. Border Patrol.

<sup>1</sup> Beginning in March FY20, USBP Encounters statistics include both Title 8 Apprehensions and Title 42 Expulsions. To learn more, visit: **Title-8-and-Title-42-Statistics** (<https://www.cbp.gov/newsroom/stats/cbp-enforcement-statistics/title-8-and-title-42-statistics>)

# Southwest Border Single Adult Encounters<sup>1</sup>

Comparisons below reflect Fiscal Year (FY) 2019 To Date (TD) compared to FY 2020 TD.

Single Adult Encounters by Sector			
Sector	FY19 TD APR	FY20 TD APR	% Change FY19 TD APR to FY20 TD APR



Big Bend	3,664	3,508	-4%
Del Rio	10,516	12,865	22%
El Centro	13,423	11,126	-17%
El Paso	13,961	16,311	17%
Laredo	19,918	21,489	8%
Rio Grande	52,501	34,093	-35%
San Diego	22,087	22,151	0%
Tucson	26,578	23,560	-11%
Yuma	4,779	1,960	-59%
<b>USBP Southwest Border Total</b>	<b>167,427</b>	<b>147,063</b>	<b>-12%</b>

<sup>1</sup> Beginning in March FY20, USBP Encounters statistics include both Title 8 Apprehensions and Title 42 Expulsions. To learn more, visit: **Title-8-and-Title-42-Statistics** (<https://www.cbp.gov/newsroom/stats/cbp-enforcement-statistics/title-8-and-title-42-statistics>)

## Southwest Border Unaccompanied Alien Children Encounters<sup>1</sup> by Country

Numbers below reflect Fiscal Years 2014 - 2019 and FY20 TD.

Unaccompanied Alien Children Encounters by Country							
Country	FY14	FY15	FY16	FY17	FY18	FY19	FY20 TD APR
El Salvador	16,404	9,389	17,512	9,143	4,949	12,021	1,685
Guatemala	17,057	13,589	18,913	14,827	22,327	30,329	6,488
Honduras	18,244	5,409	10,468	7,784	10,913	20,398	2,863
Mexico	15,634	11,012	11,926	8,877	10,136	10,487	6,845

<sup>1</sup> Beginning in March FY20, USBP Encounters statistics include both Title 8 Apprehensions and Title 42 Expulsions. To learn more, visit: **Title-8-and-Title-42-Statistics** (<https://www.cbp.gov/newsroom/stats/cbp-enforcement-statistics/title-8-and-title-42-statistics>)

## Southwest Border Family Unit\* Encounters<sup>1</sup> by Country

Numbers below reflect Fiscal Years 2016 - 2019 and FY20 TD.

--

Family Units* Encounters by Country					
Country	FY16	FY17	FY18	FY19	FY20 TD APR
El Salvador	27,114	24,122	13,669	56,897	3,565
Guatemala	23,067	24,657	50,401	185,233	9,448
Honduras	20,226	22,366	39,439	188,416	8,436
Mexico	3,481	2,271	2,261	6,004	5,989

**\*Note:** Family Unit represents the number of individuals (either a child under 18 years old, parent or legal guardian) apprehended with a family member by the U.S. Border Patrol.

<sup>1</sup> Beginning in March FY20, USBP Encounters statistics include both Title 8 Apprehensions and Title 42 Expulsions. To learn more, visit: **Title-8-and-Title-42-Statistics** (<https://www.cbp.gov/newsroom/stats/cbp-enforcement-statistics/title-8-and-title-42-statistics>)

## Southwest Border Single Adult Encounters<sup>1</sup> by Country

Numbers below reflect Fiscal Years 2016 - 2019 and FY20 TD.

Single Adult Encounters by Country					
Country	FY16	FY17	FY18	FY19	FY20 TD APR
El Salvador	27,222	16,495	12,751	20,893	5,602
Guatemala	32,621	26,387	42,994	48,606	17,125
Honduras	22,258	17,110	26,161	44,981	13,185
Mexico	175,353	116,790	139,860	149,967	96,218

<sup>1</sup> Beginning in March FY20, USBP Encounters statistics include both Title 8 Apprehensions and Title 42 Expulsions. To learn more, visit: **Title-8-and-Title-42-Statistics** (<https://www.cbp.gov/newsroom/stats/cbp-enforcement-statistics/title-8-and-title-42-statistics>)

## Southwest Border Family Unit Subject, Unaccompanied Alien Children, and Single Adult Apprehensions Fiscal Year 2020 - By Month


- FMUA: Family Unit Apprehensions
- UAC: Unaccompanied Alien Children
- SA: Single Adult

	FY20 October	FY20 November	FY20 December	FY20 January	FY20 February	FY20 March	FY20 April
	FMUA		UAC		SA		TOTAL
Sector	FY20 TD OCT		FY20 TD OCT		FY20 TD OCT		FY20 TD OCT
Big Bend	100		33		520		653
Del Rio	1,333		219		1,646		3,198
El Centro	87		93		1,818		1,998
El Paso	2,122		329		2,784		5,235
Laredo	117		216		3,478		3,811
Rio Grande	2,854		1,105		5,782		9,741
San Diego	334		128		3,178		3,640
Tucson	2,372		593		3,373		6,338
Yum	404		125		264		793
Southwest Border Total	9,723		2,841		22,843		35,407

Back to Southwest Border Migration (/newsroom/stats/sw-border-migration)

Last modified: May 7, 2020

Tags: Statistics, Unaccompanied Alien Children (UAC), U.S. Border Patrol

 Share This Page.



(/)

U.S. Customs and  
Border Protection  
(/)

# Southwest Border Inadmissibles by Field Office Fiscal Year 2020

## Southwest Border Unaccompanied Alien Children (0-17 yr old) Encounters<sup>1</sup>

Comparisons below reflect Fiscal Year (FY) 2019 To Date (TD) compared to FY 2020 TD.

Unaccompanied Alien Children by Field Office			
Field Office	FY 2019 TD APR	FY 2020 TD APR	% Change FY 2019 APR to FY 2020 APR
El Paso	417	206	-51%
Laredo	506	809	60%
San Diego	1,377	1,062	-23%
Tucson	555	167	-70%
<b>Southwest Border Total</b>	<b>2,855</b>	<b>2,244</b>	<b>-21%</b>

<sup>1</sup> Beginning in March FY20, OFO Encounters statistics include both Title 8 Inadmissibles and Title 42 Expulsions. To learn more, visit: [Title-8-and-Title-42-Statistics](https://www.cbp.gov/newsroom/stats/cbp-enforcement-statistics/title-8-and-title-42-statistics) (<https://www.cbp.gov/newsroom/stats/cbp-enforcement-statistics/title-8-and-title-42-statistics>)

## Southwest Border Family Unit<sup>1</sup>\* Encounters

Comparisons below reflect Fiscal Year (FY) 2019 To Date (TD) compared to FY 2020 TD.

Family Units by Field Office

Field Office	FY 2019 TD APR	FY 2020 TD APR	% Change FY 2019 APR to FY 2020 APR
El Paso	6,036	3,765	-38%
Laredo	9,152	6,535	-29%
San Diego	8,922	4,517	-49%
Tucson	5,697	3,518	-38%
<b>Southwest Border Total</b>	<b>29,807</b>	<b>18,335</b>	<b>-38%</b>

\*Family Unit represents the number of individuals (either a child under 18 years old, parent or legal guardian) deemed inadmissible with a family member by the Office of Field Operations.

<sup>1</sup> Beginning in March FY20, OFO Encounters statistics include both Title 8 Inadmissibles and Title 42 Expulsions. To learn more, visit: [Title-8-and-Title-42-Statistics](https://www.cbp.gov/newsroom/stats/cbp-enforcement-statistics/title-8-and-title-42-statistics) (<https://www.cbp.gov/newsroom/stats/cbp-enforcement-statistics/title-8-and-title-42-statistics>)

## Southwest Border Accompanied Minor Child\* Encounters<sup>1</sup>

Comparisons below reflect Fiscal Year (FY) 2019 To Date (TD) compared to FY 2020 TD.

Accompanied Minor Children by Field Office			
Field Office	FY 2019 TD APR	FY 2020 TD APR	% Change FY 2019 APR to 2020 APR
El Paso	51	28	-45%
Laredo	418	215	-49%
San Diego	43	44	2%
Tucson	54	56	4%
<b>Southwest Border Total</b>	<b>566</b>	<b>343</b>	<b>-39%</b>

\*Accompanied Minor Child represents a child accompanied by a parent or legal guardian and the parent or legal guardian is either a U.S. Citizen, Lawful Permanent Resident or admissible alien, and the child is determined to be inadmissible.

<sup>1</sup> Beginning in March FY20, OFO Encounters statistics include both Title 8 Inadmissibles and Title 42 Expulsions. To learn more, visit: [Title-8-and-Title-42-Statistics](https://www.cbp.gov/newsroom/stats/cbp-enforcement-statistics/title-8-and-title-42-statistics) (<https://www.cbp.gov/newsroom/stats/cbp-enforcement-statistics/title-8-and-title-42-statistics>)

## Southwest Border Single Adult Encounters<sup>1</sup>

Comparisons below reflect Fiscal Year (FY) 2019 To Date (TD) compared to FY 2020 TD.

Single Adults by Field Office			
Field Office	FY 2019 TD APR	FY 2020 TD APR	% Change FY 2019 APR to FY 2020 APR
El Paso	7,424	3,961	-47%
Laredo	16,412	9,414	-43%
San Diego	11,105	8,538	-23%
Tucson	3,299	2,736	-17%
<b>Southwest Border Total</b>	<b>38,240</b>	<b>24,649</b>	<b>-36%</b>

<sup>1</sup> Beginning in March FY20, OFO Encounters statistics include both Title 8 Inadmissibles and Title 42 Expulsions. To learn more, visit: [Title-8-and-Title-42-Statistics](https://www.cbp.gov/newsroom/stats/cbp-enforcement-statistics/title-8-and-title-42-statistics) (<https://www.cbp.gov/newsroom/stats/cbp-enforcement-statistics/title-8-and-title-42-statistics>)

## Southwest Border Unaccompanied Alien Children Encounters<sup>1</sup> by Fiscal Year

Numbers below reflect Fiscal Years 2017 - 2019 and FY 2020 TD.

Unaccompanied Alien Children by Country				
Country	FY 2017	FY 2018	FY 2019	FY 2020 TD APR
El Salvador	1,721	833	144	175
Guatemala	2,829	3,691	667	112
Honduras	1,173	1,655	531	313
Mexico	1,556	2,210	2,952	1,553

<sup>1</sup> Beginning in March FY20, OFO Encounters statistics include both Title 8 Inadmissibles and Title 42 Expulsions. To learn more, visit: [Title-8-and-Title-42-Statistics](https://www.cbp.gov/newsroom/stats/cbp-enforcement-statistics/title-8-and-title-42-statistics) (<https://www.cbp.gov/newsroom/stats/cbp-enforcement-statistics/title-8-and-title-42-statistics>)

## Southwest Border Family Unit\* Encounters<sup>1</sup> by Fiscal Year

Numbers below reflect Fiscal Years 2017 - 2019 and FY20 TD.

Family Unit by Country				
Country	FY 2017	FY 2018	FY 2019	FY 2020 TD APR
El Salvador	4,577	3,738	1,460	242
Guatemala	6,789	12,185	4,452	244
Honduras	4,246	8,327	4,812	659
Mexico	10,628	21,411	30,099	14,030

\*Family Unit represents the number of individuals (either a child under 18 years old, parent or legal guardian) deemed inadmissible with a family member by the Office of Field Operations.

<sup>1</sup> Beginning in March FY20, OFO Encounters statistics include both Title 8 Inadmissibles and Title 42 Expulsions. To learn more, visit: [Title-8-and-Title-42-Statistics](https://www.cbp.gov/newsroom/stats/cbp-enforcement-statistics/title-8-and-title-42-statistics) (<https://www.cbp.gov/newsroom/stats/cbp-enforcement-statistics/title-8-and-title-42-statistics>)

## Southwest Border Accompanied Minor Child\* Encounters<sup>1</sup> by Fiscal Year

Numbers below reflect Fiscal Years 2017 - 2019 and FY 2020 TD.

Accompanied Minor Children by Country				
Country	FY 2017	FY 2018	FY 2019	FY 2020 TD APR
El Salvador	24	14	6	2
Guatemala	46	85	13	2
Honduras	34	58	18	2
Mexico	940	1,184	872	318

\*Accompanied Minor Child represents a child accompanied by a parent or legal guardian and the parent or legal guardian is either a U.S. Citizen, Lawful Permanent Resident or admissible alien, and the child is determined to be inadmissible.

<sup>1</sup> Beginning in March FY20, OFO Encounters statistics include both Title 8 Inadmissibles and Title 42 Expulsions. To learn more, visit: [Title-8-and-Title-42-Statistics](https://www.cbp.gov/newsroom/stats/cbp-enforcement-statistics/title-8-and-title-42-statistics) (<https://www.cbp.gov/newsroom/stats/cbp-enforcement-statistics/title-8-and-title-42-statistics>)

## Southwest Border Single Adult Encounters<sup>1</sup> by Fiscal Year

Numbers below reflect Fiscal Years 2017 - 2019 and FY 2020 TD.

--

Single Adults by Country				
Country	FY 2017	FY 2018	FY 2019	FY 2020 TD APR
El Salvador	1,020	1,088	934	170
Guatemala	1,100	1,648	898	225
Honduras	917	1,719	1,966	310
Mexico	41,044	45,525	36,697	17,755

<sup>1</sup> Beginning in March FY20, OFO Encounters statistics include both Title 8 Inadmissibles and Title 42 Expulsions. To learn more, visit: **Title-8-and-Title-42-Statistics** (<https://www.cbp.gov/newsroom/stats/cbp-enforcement-statistics/title-8-and-title-42-statistics>)

### Cuban Inadmissibles

U.S. Customs and Border Protection maintains a robust posture regarding the enforcement of our immigration laws along the nation's borders and coastal areas. We continue to promote safe, legal, and orderly migration from Cuba under our Migration Accords and deter dangerous and unlawful migration from Cuba.

\*Effective January 12, 2017, the United States ended the special parole policy, also known as the "wet-foot/dry-foot" policy, for Cuban migrants that has been in place since the mid-1990s. Since then, Cuban nationals who attempt to illegally enter the United States are subject to removal, consistent with our enforcement priorities. These actions are part of the ongoing normalization of relations between the governments of the United States and Cuba, and reflect a commitment to have a broader immigration policy in which we treat people from different countries consistently.

Numbers below reflect Fiscal Years 2014 - 2019 and FY 2020 TD.

Cuban Inadmissibles							
Field Office	FY 2014	FY 2015	FY 2016	FY 2017	FY 2018	FY 2019	FY 2020 TD APR
El Paso	415	685	5,018	340	394	7,480	1,387
Laredo	15,333	26,181	34,658	14,275	6,533	12,898	1,170
San Diego	1,229	1,555	1,589	600	131	455	98
Tucson	132	221	258	168	21	666	806
<b>Southwest Border Totals</b>	<b>17,109</b>	<b>28,642</b>	<b>41,523</b>	<b>15,383</b>	<b>7,079</b>	<b>21,499</b>	<b>3,461</b>

### Haitian Inadmissibles

Numbers below reflect Fiscal Years 2014 - 2019 and FY 2020 TD.



Haitian Inadmissibles							
Field Office	FY 2014	FY 2015	FY 2016	FY 2017	FY 2018	FY 2019	FY 2020 TD APR
El Paso	1	0	2	18	0	0	0
Laredo	6	1	6	160	2	3	49
San Diego	477	333	6,377	8,057	294	1,018	78
Tucson	0	0	39	960	1	0	0
<b>Southwest Border Totals</b>	<b>484</b>	<b>334</b>	<b>6,424</b>	<b>9,195</b>	<b>297</b>	<b>1,021</b>	<b>127</b>

Southwest Border Encounters<sup>1</sup> Fiscal Year 2020 - By Month

<sup>1</sup> Beginning in March FY20, OFO Encounters statistics include both Title 8 Inadmissibles and Title 42 Expulsions. To learn more, visit: [Title-8-and-Title-42-Statistics](https://www.cbp.gov/newsroom/stats/cbp-enforcement-statistics/title-8-and-title-42-statistics) (<https://www.cbp.gov/newsroom/stats/cbp-enforcement-statistics/title-8-and-title-42-statistics>)

- FMUA: Family Unit Inadmissible
- UAC: Unaccompanied Alien Children
- AMC: Accompanied Minor Child
- SA: Single Adult

	FY20 October	FY20 November	FY20 December	FY20 January	FY20 February	FY20 March	FY20 April
	FMUA	UAC	AMC	SA	TOTAL		
Field Offices	FY 2020 OCT	FY 2020 OCT	FY 2020 OCT	FY 2020 OCT	FY 2020 OCT		
El Paso	538	46	11	959	1,854		
Laredo	1,370	140	58	2,228	3,796		
San Diego	1,018	131	22	1,506	2,677		
Tucson	770	42	11	600	1,423		

<b>Total</b>	<b>3,996</b>	<b>359</b>	<b>102</b>	<b>5,293</b>	<b>9,750</b>
--------------	--------------	------------	------------	--------------	--------------

Cuban and Haitian Inadmissibles\*


	Cubans	Haitians
Field Offices	FY 2020 OCT	FY 2020 OCT
El Paso	486	0
Laredo	710	3
San Diego	39	32
Tucson	255	0
<b>Total</b>	<b>1,490</b>	<b>35</b>

\*Note: Cuban and Haitian inadmissibles are a subset of the total Southwest Border inadmissibles data above.

Back to Southwest Border Migration (/newsroom/stats/sw-border-migration)

Last modified: May 7, 2020

Tags: Statistics, Unaccompanied Alien Children (UAC), Port Security

 Share This Page.