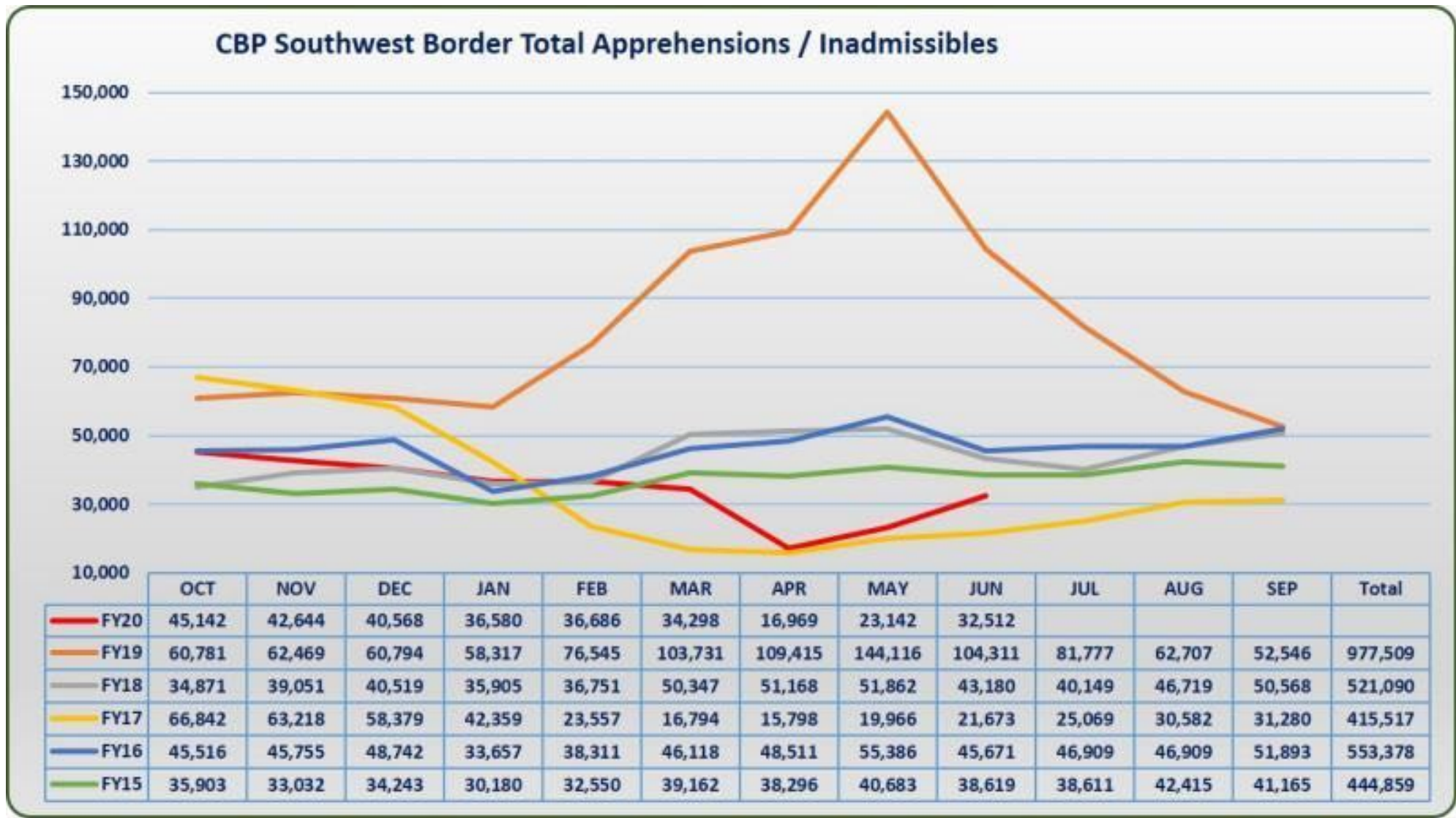
 Official website of the Department of Homeland Security



(/)

U.S. Customs and
Border Protection
(/)

Southwest Border Migration FY 2020



U.S. Border Patrol Southwest Border Encounters¹ FY 2020

USBP	Demographic	OCT	NOV	DEC	JAN	FEB	MAR	APR	MAY	JUN	Total
Southwest	Unaccompanied Alien Child	2,842	3,308	3,225	2,680	3,069	2,956	697	960	1,564	21,301

Border	Family Units*	9,722	9,006	8,595	5,161	4,612	3,455	714	971	1,558	43,794
	Single Adult	22,843	21,209	21,037	21,363	22,396	23,825	14,634	19,567	27,178	194,052
Southwest Border Total Apprehensions		35,407	33,523	32,857	29,204	30,077	30,236	16,045	21,498	30,300	259,147

*Family Unit represents the number of individuals (either a child under 18 years old, parent, or legal guardian) apprehended with a family member by the U.S. Border Patrol.

In Fiscal Year (FY) 2020 To Date (TD), during the month of June, a total of 30,300 individuals were apprehended between ports of entry on our Southwest Border, compared to 21,498 in May and 16,045 in April. In FY19, a total of 851,508 individuals were apprehended between ports of entry on our Southwest Border.

¹ Beginning in March FY20, USBP Encounters statistics include both Title 8 Apprehensions and Title 42 Expulsions. To learn more, visit: [Title-8-and-Title-42-Statistics](https://www.cbp.gov/newsroom/stats/cbp-enforcement-statistics/title-8-and-title-42-statistics) (<https://www.cbp.gov/newsroom/stats/cbp-enforcement-statistics/title-8-and-title-42-statistics>)

For breakdown by Sector, visit [USBP Southwest Border Apprehensions by Sector](https://www.cbp.gov/newsroom/stats/sw-border-migration/usbp-sw-border-apprehensions) ([/newsroom/stats/sw-border-migration/usbp-sw-border-apprehensions](https://www.cbp.gov/newsroom/stats/sw-border-migration/usbp-sw-border-apprehensions))

Office of Field Operations Southwest Border Encounters¹ FY 2020

Field Operations	Demographic	OCT	NOV	DEC	JAN	FEB	MAR	APR	MAY	JUN	Total
Southwest Border	Unaccompanied Alien Child	360	368	415	396	422	247	29	42	87	2,366
	Family Units*	3,996	4,142	3,458	3,037	2,506	1,180	22	73	98	18,512
	Single Adults	5,277	4,558	3,777	3,910	3,643	2,595	855	1,499	1972	28,086
	Accompanied Minor Child**	102	53	61	33	38	40	18	30	55	430
Southwest Border Total Inadmissibles		9,735	9,121	7,711	7,376	6,609	4,062	924	1,644	2,212	49,394

*Family Unit represents the number of individuals (either a child under 18 years old, parent, or legal guardian) deemed inadmissible with a family member by the Office of Field Operations.

****Accompanied Minor Child** represents a child accompanied by a parent or legal guardian and the parent or legal guardian is either a U.S. Citizen, Lawful Permanent Resident, or admissible alien, and the child is determined to be inadmissible.

In Fiscal Year (FY) 2020 To Date (TD), during the month of June, a total of 2,212 people presenting themselves at ports of entry on the Southwest Border were deemed inadmissible compared to 1,644 in May and 924 in April. In FY 2019, 126,001 people presenting themselves at ports of entry on the Southwest Border were deemed inadmissible.

¹ Beginning in March FY20, OFO Encounters statistics include both Title 8 Inadmissibles and Title 42 Expulsions. To learn more, visit: **Title-8-and-Title-42-Statistics** (<https://www.cbp.gov/newsroom/stats/cbp-enforcement-statistics/title-8-and-title-42-statistics>)

OFO inadmissibility metrics include: individuals encountered at ports of entry who are seeking lawful admission into the United States but are determined to be inadmissible, individuals presenting themselves to seek humanitarian protection under our laws, and individuals who withdraw an application for admission and return to their countries of origin within a short timeframe.

For breakdown by Field Office, visit **Southwest Border Inadmissibles by Field Office** (</newsroom/stats/sw-border-migration/of0-sw-border-inadmissibles>).

Last modified: July 9, 2020

Tags: Statistics



Share This Page.



U.S. Customs and Border Protection (/)

U.S. Border Patrol Southwest Border Apprehensions by Sector Fiscal Year 2020¹

Southwest Border Unaccompanied Alien Children (0-17 yr old) Encounters

Comparisons below reflect Fiscal Year (FY) 2019 To Date (TD) compared to FY 2020 TD.

Unaccompanied Alien Children Encounters by Sector			
Sector	FY19 TD JUN	FY20 TD JUN	% Change FY19 TD JUN to FY20 TD JUN
Big Bend	579	333	-42%
Del Rio	2,694	1,458	-46%
El Centro	2,283	987	-57%
El Paso	14,583	3,110	-79%
Laredo	2,054	1,920	-7%
Rio Grande	27,836	7,137	-74%
San Diego	2,860	1,334	-53%
Tucson	4,049	4,469	10%
Yuma	6,641	553	-92%
USBP Southwest Border Total	63,579	21,301	-66%

¹ Beginning in March FY20, USBP Encounters statistics include both Title 8 Apprehensions and Title 42 Expulsions. To learn more, visit: **Title-8-and-Title-42-Statistics** (<https://www.cbp.gov/newsroom/stats/cbp-enforcement-statistics/title-8-and-title-42-statistics>)

Southwest Border Family Unit* Encounters¹

Comparisons below reflect Fiscal Year (FY) 2019 To Date (TD) compared to FY 2020 TD.

Family Unit* Encounters by Sector			
Sector	FY19 TD JUN	FY20 TD JUN	% Change FY19 TD JUN to FY20 TD JUN
Big Bend	1,754	297	-83%
Del Rio	22,423	5,480	-76%
El Centro	7,465	894	-88%
El Paso	117,595	9,492	-92%
Laredo	780	992	27%
Rio Grande	165,917	9,495	-94%
San Diego	14,997	4,327	-71%
Tucson	11,614	10,238	-12%
Yuma	47,721	2,579	-95%
USBP Southwest Border Total	390,266	43,794	-89%

***Note:** Family Unit represents the number of individuals (either a child under 18 years old, parent or legal guardian) apprehended with a family member by the U.S. Border Patrol.

¹ Beginning in March FY20, USBP Encounters statistics include both Title 8 Apprehensions and Title 42 Expulsions. To learn more, visit: **Title-8-and-Title-42-Statistics** (<https://www.cbp.gov/newsroom/stats/cbp-enforcement-statistics/title-8-and-title-42-statistics>)

Southwest Border Single Adult Encounters¹

Comparisons below reflect Fiscal Year (FY) 2019 To Date (TD) compared to FY 2020 TD.

Single Adult Encounters by Sector			
Sector	FY19 TD JUN	FY20 TD JUN	% Change FY19 TD JUN to FY20 TD JUN

Big Bend	4,792	4,692	-2%
Del Rio	15,593	17,596	13%
El Centro	18,495	15,422	-17%
El Paso	23,597	22,120	-6%
Laredo	27,198	28,331	4%
Rio Grande	72,684	42,049	-42%
San Diego	29,977	29,803	-1%
Tucson	34,716	30,579	-12%
Yuma	7,442	3,460	-54%
USBP Southwest Border Total	234,494	194,052	-17%

¹ Beginning in March FY20, USBP Encounters statistics include both Title 8 Apprehensions and Title 42 Expulsions. To learn more, visit: **Title-8-and-Title-42-Statistics** (<https://www.cbp.gov/newsroom/stats/cbp-enforcement-statistics/title-8-and-title-42-statistics>)

Southwest Border Unaccompanied Alien Children Encounters¹ by Country

Numbers below reflect Fiscal Years 2014 - 2019 and FY20 TD.

Unaccompanied Alien Children Encounters by Country							
Country	FY14	FY15	FY16	FY17	FY18	FY19	FY20 TD JUN
El Salvador	16,404	9,389	17,512	9,143	4,949	12,021	1,726
Guatemala	17,057	13,589	18,913	14,827	22,327	30,329	6,644
Honduras	18,244	5,409	10,468	7,784	10,913	20,398	3,084
Mexico	15,634	11,012	11,926	8,877	10,136	10,487	8,894

¹ Beginning in March FY20, USBP Encounters statistics include both Title 8 Apprehensions and Title 42 Expulsions. To learn more, visit: **Title-8-and-Title-42-Statistics** (<https://www.cbp.gov/newsroom/stats/cbp-enforcement-statistics/title-8-and-title-42-statistics>)

Southwest Border Family Unit* Encounters¹ by Country

Numbers below reflect Fiscal Years 2016 - 2019 and FY20 TD.

--

Family Units* Encounters by Country					
Country	FY16	FY17	FY18	FY19	FY20 TD JUN
El Salvador	27,114	24,122	13,669	56,897	3,732
Guatemala	23,067	24,657	50,401	185,233	9,703
Honduras	20,226	22,366	39,439	188,416	9,001
Mexico	3,481	2,271	2,261	6,004	7,185

***Note:** Family Unit represents the number of individuals (either a child under 18 years old, parent or legal guardian) apprehended with a family member by the U.S. Border Patrol.

¹ Beginning in March FY20, USBP Encounters statistics include both Title 8 Apprehensions and Title 42 Expulsions. To learn more, visit: **Title-8-and-Title-42-Statistics** (<https://www.cbp.gov/newsroom/stats/cbp-enforcement-statistics/title-8-and-title-42-statistics>)

Southwest Border Single Adult Encounters¹ by Country

Numbers below reflect Fiscal Years 2016 - 2019 and FY20 TD.

Single Adult Encounters by Country					
Country	FY16	FY17	FY18	FY19	FY20 TD JUN
El Salvador	27,222	16,495	12,751	20,893	6,400
Guatemala	32,621	26,387	42,994	48,606	18,493
Honduras	22,258	17,110	26,161	44,981	16,210
Mexico	175,353	116,790	139,860	149,967	135,626

¹ Beginning in March FY20, USBP Encounters statistics include both Title 8 Apprehensions and Title 42 Expulsions. To learn more, visit: **Title-8-and-Title-42-Statistics** (<https://www.cbp.gov/newsroom/stats/cbp-enforcement-statistics/title-8-and-title-42-statistics>)

Southwest Border Family Unit Subject, Unaccompanied Alien Children, and Single Adult Apprehensions Fiscal Year 2020 - By Month

- FMUA: Family Unit Apprehensions
- UAC: Unaccompanied Alien Children
- SA: Single Adult

	FY20 October	FY20 November	FY20 December	FY20 January	FY20 February	FY20 March	FY20 April	FY20 May	FY20 June
	FMUA	UAC	SA	TOTAL					
Sector	FY20 TD OCT	FY20 TD OCT	FY20 TD OCT	FY20 TD OCT					
Big Bend	100	33	520	653					
Del Rio	1,333	219	1,646	3,198					
El Centro	87	93	1,818	1,998					
El Paso	2,122	329	2,784	5,235					
Laredo	117	216	3,478	3,811					
Rio Grande	2,854	1,105	5,782	9,741					
San Diego	333	129	3,178	3,640					
Tucson	2,372	593	3,373	6,338					
Yum	404	125	264	793					
Southwest Border Total	9,722	2,842	22,843	35,407					

Back to Southwest Border Migration (/newsroom/stats/sw-border-migration)

Last modified: July 9, 2020

Tags: Statistics, Unaccompanied Alien Children (UAC), U.S. Border Patrol

 Share This Page.



(/)

U.S. Customs and
Border Protection
(/)

Southwest Border Inadmissibles by Field Office Fiscal Year 2020

Southwest Border Unaccompanied Alien Children (0-17 yr old) Encounters¹

Comparisons below reflect Fiscal Year (FY) 2019 To Date (TD) compared to FY 2020 TD.

Unaccompanied Alien Children by Field Office			
Field Office	FY 2019 TD JUN	FY 2020 TD JUN	% Change FY 2019 JUN to FY 2020 JUN
El Paso	503	228	-55%
Laredo	624	832	33%
San Diego	1,763	1,132	-36%
Tucson	657	174	-74%
Southwest Border Total	3,547	2,366	-33%

¹ Beginning in March FY20, OFO Encounters statistics include both Title 8 Inadmissibles and Title 42 Expulsions. To learn more, visit: [Title-8-and-Title-42-Statistics](https://www.cbp.gov/newsroom/stats/cbp-enforcement-statistics/title-8-and-title-42-statistics) (<https://www.cbp.gov/newsroom/stats/cbp-enforcement-statistics/title-8-and-title-42-statistics>)

Southwest Border Family Unit* Encounters¹

Comparisons below reflect Fiscal Year (FY) 2019 To Date (TD) compared to FY 2020 TD.

Family Units by Field Office

Field Office	FY 2019 TD JUN	FY 2020 TD JUN	% Change FY 2019 JUN to FY 2020 v
El Paso	7,320	3,788	-48%
Laredo	11,916	6,583	-45%
San Diego	11,075	4,572	-59%
Tucson	7,205	3,569	-50%
Southwest Border Total	37,516	18,512	-51%

*Family Unit represents the number of individuals (either a child under 18 years old, parent or legal guardian) deemed inadmissible with a family member by the Office of Field Operations.

¹ Beginning in March FY20, OFO Encounters statistics include both Title 8 Inadmissibles and Title 42 Expulsions. To learn more, visit: [Title-8-and-Title-42-Statistics](https://www.cbp.gov/newsroom/stats/cbp-enforcement-statistics/title-8-and-title-42-statistics) (<https://www.cbp.gov/newsroom/stats/cbp-enforcement-statistics/title-8-and-title-42-statistics>)

Southwest Border Accompanied Minor Child* Encounters¹

Comparisons below reflect Fiscal Year (FY) 2019 To Date (TD) compared to FY 2020 TD.

Accompanied Minor Children by Field Office			
Field Office	FY 2019 TD JUN	FY 2020 TD JUN	% Change FY 2019 JUN to 2020 JUN
El Paso	64	66	3%
Laredo	512	239	-53%
San Diego	59	52	-12%
Tucson	69	73	6%
Southwest Border Total	704	430	-39%

*Accompanied Minor Child represents a child accompanied by a parent or legal guardian and the parent or legal guardian is either a U.S. Citizen, Lawful Permanent Resident or admissible alien, and the child is determined to be inadmissible.

¹ Beginning in March FY20, OFO Encounters statistics include both Title 8 Inadmissibles and Title 42 Expulsions. To learn more, visit: [Title-8-and-Title-42-Statistics](https://www.cbp.gov/newsroom/stats/cbp-enforcement-statistics/title-8-and-title-42-statistics) (<https://www.cbp.gov/newsroom/stats/cbp-enforcement-statistics/title-8-and-title-42-statistics>)

Southwest Border Single Adult Encounters¹

Comparisons below reflect Fiscal Year (FY) 2019 To Date (TD) compared to FY 2020 TD.

Single Adults by Field Office			
Field Office	FY 2019 TD JUN	FY 2020 TD JUN	% Change FY 2019 JUN to FY 2020 JUN
El Paso	9,706	4,521	-53%
Laredo	22,074	10,362	-53%
San Diego	14,277	10,191	-29%
Tucson	4,316	3,012	-30%
Southwest Border Total	50,373	28,086	-44%

¹ Beginning in March FY20, OFO Encounters statistics include both Title 8 Inadmissibles and Title 42 Expulsions. To learn more, visit: [Title-8-and-Title-42-Statistics](https://www.cbp.gov/newsroom/stats/cbp-enforcement-statistics/title-8-and-title-42-statistics) (<https://www.cbp.gov/newsroom/stats/cbp-enforcement-statistics/title-8-and-title-42-statistics>)

Southwest Border Unaccompanied Alien Children Encounters¹ by Fiscal Year

Numbers below reflect Fiscal Years 2017 - 2019 and FY 2020 TD.

Unaccompanied Alien Children by Country				
Country	FY 2017	FY 2018	FY 2019	FY 2020 TD JUN
El Salvador	1,721	833	144	173
Guatemala	2,829	3,691	667	117
Honduras	1,173	1,655	531	321
Mexico	1,556	2,210	2,952	1,659

¹ Beginning in March FY20, OFO Encounters statistics include both Title 8 Inadmissibles and Title 42 Expulsions. To learn more, visit: [Title-8-and-Title-42-Statistics](https://www.cbp.gov/newsroom/stats/cbp-enforcement-statistics/title-8-and-title-42-statistics) (<https://www.cbp.gov/newsroom/stats/cbp-enforcement-statistics/title-8-and-title-42-statistics>)

Southwest Border Family Unit* Encounters¹ by Fiscal Year

Numbers below reflect Fiscal Years 2017 - 2019 and FY20 TD.

Family Unit by Country				
Country	FY 2017	FY 2018	FY 2019	FY 2020 TD JUN
El Salvador	4,577	3,738	1,460	242
Guatemala	6,789	12,185	4,452	244
Honduras	4,246	8,327	4,812	663
Mexico	10,628	21,411	30,099	14,163

*Family Unit represents the number of individuals (either a child under 18 years old, parent or legal guardian) deemed inadmissible with a family member by the Office of Field Operations.

¹ Beginning in March FY20, OFO Encounters statistics include both Title 8 Inadmissibles and Title 42 Expulsions. To learn more, visit: [Title-8-and-Title-42-Statistics](https://www.cbp.gov/newsroom/stats/cbp-enforcement-statistics/title-8-and-title-42-statistics) (<https://www.cbp.gov/newsroom/stats/cbp-enforcement-statistics/title-8-and-title-42-statistics>)

Southwest Border Accompanied Minor Child* Encounters¹ by Fiscal Year

Numbers below reflect Fiscal Years 2017 - 2019 and FY 2020 TD.

Accompanied Minor Children by Country				
Country	FY 2017	FY 2018	FY 2019	FY 2020 TD JUN
El Salvador	24	14	6	3
Guatemala	46	85	13	6
Honduras	34	58	18	9
Mexico	940	1,184	872	369

*Accompanied Minor Child represents a child accompanied by a parent or legal guardian and the parent or legal guardian is either a U.S. Citizen, Lawful Permanent Resident or admissible alien, and the child is determined to be inadmissible.

¹ Beginning in March FY20, OFO Encounters statistics include both Title 8 Inadmissibles and Title 42 Expulsions. To learn more, visit: [Title-8-and-Title-42-Statistics](https://www.cbp.gov/newsroom/stats/cbp-enforcement-statistics/title-8-and-title-42-statistics) (<https://www.cbp.gov/newsroom/stats/cbp-enforcement-statistics/title-8-and-title-42-statistics>)

Southwest Border Single Adult Encounters¹ by Fiscal Year

Numbers below reflect Fiscal Years 2017 - 2019 and FY 2020 TD.

Single Adults by Country				
Country	FY 2017	FY 2018	FY 2019	FY 2020 TD JUN
El Salvador	1,020	1,088	934	193
Guatemala	1,100	1,648	898	300
Honduras	917	1,719	1,966	359
Mexico	41,044	45,525	36,697	20,919

¹ Beginning in March FY20, OFO Encounters statistics include both Title 8 Inadmissibles and Title 42 Expulsions. To learn more, visit: [Title-8-and-Title-42-Statistics](https://www.cbp.gov/newsroom/stats/cbp-enforcement-statistics/title-8-and-title-42-statistics) (<https://www.cbp.gov/newsroom/stats/cbp-enforcement-statistics/title-8-and-title-42-statistics>)

Southwest Border Encounters¹ Fiscal Year 2020 - By Month

¹ Beginning in March FY20, OFO Encounters statistics include both Title 8 Inadmissibles and Title 42 Expulsions. To learn more, visit: [Title-8-and-Title-42-Statistics](https://www.cbp.gov/newsroom/stats/cbp-enforcement-statistics/title-8-and-title-42-statistics) (<https://www.cbp.gov/newsroom/stats/cbp-enforcement-statistics/title-8-and-title-42-statistics>)

- FMUA: Family Unit Inadmissible
- UAC: Unaccompanied Alien Children
- AMC: Accompanied Minor Child
- SA: Single Adult


	FY20 October	FY20 November	FY20 December	FY20 January	FY20 February	FY20 March	FY20 April	FY20 May	FY20 June
	FMUA	UAC	AMC	SA	TOTAL				
Field Offices	FY 2020 OCT	FY 2020 OCT	FY 2020 OCT	FY 2020 OCT	FY 2020 OCT				
El Paso	838	47	11	955	1,851				
Laredo	1,370	140	58	2,216	3,784				
San Diego	1,018	131	22	1,506	2,677				
Tucson	770	42	11	600	1,423				

Total	3,996	360	102	5,277	9,735
-------	-------	-----	-----	-------	-------

Back to **Southwest Border Migration (/newsroom/stats/sw-border-migration)**

Last modified: July 9, 2020

Tags: Statistics, Unaccompanied Alien Children (UAC), Port Security

 Share This Page.



U.S. Customs and
Border Protection
(/)

Nationwide Enforcement Encounters: Title 8 Enforcement Actions and Title 42 Expulsions

On March 21, 2020 the President, in accordance with Title 42 of the United States Code Section 265, determined that by reason of existence of COVID-19 in Mexico and Canada, there is a serious danger of the further introduction of COVID-19 into the United States; that prohibition on the introduction of persons or property, in whole or in part, from Mexico and Canada is required in the interest of public health. Under this order, CBP is prohibiting the entry of certain persons who potentially pose a health risk, either by virtue of being subject to previously announced travel restrictions or because they unlawfully entered the country to bypass health screening measures. To help prevent the introduction of COVID-19 into border facilities and into the United States, persons subject to the order will not be held in congregate areas for processing and instead will immediately be expelled to their country of last transit. In the event a person cannot be returned to the country of last transit, CBP works with interagency partners to secure expulsion to the person’s country of origin and hold the person for the shortest time possible. This order does not apply to persons who should be excepted based on considerations of law enforcement, officer and public safety, humanitarian, or public health interests. Expulsions under Title 42 are not based on immigration status and are tracked separately from immigration enforcement actions, such as apprehension or inadmissibility, that are regularly reported by CBP.

U.S. Border Patrol Monthly Enforcement Encounters 2020: Title 42 Expulsions and Title 8 Apprehensions

U.S. Border Patrol (USBP)	Enforcement Actions	MAR	APR	MAY	JUN	FY20 TD TOTAL
Southwest Border	Title 42 Expulsions ²	6,927	14,870	19,909	27,504	69,210
	Title 8 Apprehensions ¹	23,309	1,175	1,589	2,796	189,937
	Total	30,236	16,045	21,498	30,300	259,147

Northern Border	Title 42 Expulsions ²	13	15	38	31	97
	Title 8 Apprehensions ¹	148	9	27	63	1,672
	Total	161	24	65	94	1,769
Land Border Total	Title 42 Expulsions ²	6,940	14,885	19,947	27,535	69,307
	Title 8 Apprehensions ¹	23,457	1,184	1,616	2,859	191,609
USBP - Total Land Border Enforcement Encounters		30,397	16,069	21,563	30,394	260,916

¹ Enforcement Actions refers to apprehensions or inadmissibles processed under CBP's immigration authority. Inadmissibles refers to individuals encountered at ports of entry who are seeking lawful admission into the United States but are determined to be inadmissible, individuals presenting themselves to seek humanitarian protection under our laws, and individuals who withdraw an application for admission and return to their countries of origin within a short timeframe. Apprehensions refers to the physical control or temporary detainment of a person who is not lawfully in the U.S. which may or may not result in an arrest.

² Expulsions refers to individuals encountered by USBP and OFO and expelled to the country of last transit or home country in the interest of public health under Title 42 U.S.C. 265.

[Back to CBP Enforcement Statistics \(/newsroom/stats/cbp-enforcement-statistics\)](/newsroom/stats/cbp-enforcement-statistics)

Office of Field Operations Monthly Enforcement Encounters 2020: Title 42 Expulsions and Title 8 Inadmissible Aliens


Office of Field Operations (OFO)	Enforcement Actions	MAR	APR	MAY	JUN	FY20
						TD TOTAL
Southwest Border	Title 42 Expulsions ²	69	519	851	1,354	2,793
	Title 8 Inadmissibles ¹	3,993	405	793	858	46,601
	Total	4,062	924	1,644	2,212	49,394
Northern Border	Title 42 Expulsions ²	7	7	24	61	99
	Title 8 Inadmissibles ¹	3,577	464	369	777	25,178
	Total	3,584	471	393	838	25,277

Land Border Total	Title 42 Expulsions ²	76	526	875	1,415	2,892
	Title 8 Apprehensions ¹	7,570	869	1,162	1,635	71,779
OFO - Total Land Border Enforcement Encounters		7,646	1,395	2,037	3,050	74,671

²Expulsions refers to individuals encountered by USBP and OFO and expelled to the country of last transit or home country in the interest of public health under Title 42 U.S.C. 265.¹ Enforcement Actions refers to apprehensions or inadmissibles processed under CBP’s immigration authority. Inadmissibles refers to individuals encountered at ports of entry who are seeking lawful admission into the United States but are determined to be inadmissible, individuals presenting themselves to seek humanitarian protection under our laws, and individuals who withdraw an application for admission and return to their countries of origin within a short timeframe. Apprehensions refers to the physical control or temporary detainment of a person who is not lawfully in the U.S. which may or may not result in an arrest.

Back to [CBP Enforcement Statistics \(/newsroom/stats/cbp-enforcement-statistics\)](#)

Last modified: July 9, 2020

 Share This Page.