




<https://www.facebook.com/CBPgov/>


<https://www.instagram.com/cbpgov/>


<https://www.flickr.com/photos/cbpphotos/>

<https://twitter.com/cbp>

<https://www.linkedin.com/company/2997?trk=tyah>

<https://www.youtube.com/user/customsborderprotect>

<https://public.govdelivery.com/accounts/USDHSCBP/subscriber/new>



**U.S. Customs and
Border Protection**
(/)

Migrant Protection Protocols

 **Printer-friendly version** (<https://www.cbp.gov/print/362038>)

▼ **Collapse All**

▼ Southwest Border Total Encounters

USBP Apprehensions by Southwest Border Sector

Sector	Jan-20	Feb-20	Mar-20	Apr-20	May-20	Jun-20
Big Bend	604	562	675	507	623	629
Del Rio	2348	2622	2619	2027	2273	3,325
El Centro	1699	2021	2063	1258	1879	2,720
El Paso	4394	3366	3414	1758	2613	3,757
Laredo	3618	3945	4024	1992	3355	4,018
Rio Grande	6479	6703	7059	3322	3634	5,359
San Diego	4209	4672	4704	2268	3307	4,888

Sector	Jan-20	Feb-20	Mar-20	Apr-20	May-20	Jun-20
Tucson	5157	5184	5102	2615	3070	4,658
Yuma	696	1002	576	298	744	946
Total	29,204	30,077	30,236	16,045	21,498	30,300
<i>Note: Sector totals include all short term holding facilities such as stations, soft sided facilities, and central processing centers.</i>						

OFO Southwest Border Inadmissibles by Field Office

Field Office	Jan-20	Feb-20	Mar-20	Apr-20	May-20	Jun-20
El Paso	1272	965	647	148	253	397
Laredo	2,716	2,414	1455	267	528	539
San Diego	2,438	2184	1375	430	730	1060
Tucson	950	1046	585	79	133	216
Total	7,376	6,609	4,062	924	1,644	2,212

▼ Southwest Border Enrollments in MPP

Component	Location	Jan-20	Feb-20	Mar-20	Apr-20	May-20	Jun-20
USBP	Big Bend	20	12	41	18	5	30
	Del Rio	351	209	301	28	31	47
	El Centro	11	94	3	0	0	0

Component	Location	Jan-20	Feb-20	Mar-20	Apr-20	May-20	Jun-20
	El Paso	499	526	460	74	43	39
	Laredo	69	62	51	15	0	0
	Rio Grande	285	227	918	39	23	37
	San Diego	80	46	69	1	1	5
	Tucson	237	340	134	37	19	29
	Yuma	25	53	35	0	2	21
	USBP Monthly Enrollment Total	1,577	1,569	2,012	212	124	208
OFO	El Paso	91	43	71	0	0	0
	Laredo	129	111	120	0	0	0
	San Diego	83	60	17	3	0	0
	Tucson	94	47	36	0	0	0
	OFO Monthly Enrollment Total	397	261	244	3	0	0
CBP	CBP Total	1,974	1,830	2,256	215	124	208

▼ MPP Cases by Asylum Office*

Year	Month	Arlington Asylum Office	Chicago Asylum Office	Houston Asylum Office	Los Angeles Asylum Office	New Orleans Asylum Office	New York Asylum Office	Newark Asylum Office	San Francisco Asylum Office	Total
2019	January	2								2
	February	34								34
	March	74								74
	April	188								188
	May	269		8						277
	June	182		68	32					282
	July	403		188	231				278	1100
	August	1095	1	280	313			2	715	2406
	September	822		631	394				135	1982
	October	997		1121	352				57	2527
	November	825	1	745	277				94	1942
	December	1328		732	251				212	2523
2020	January	839		610	162		1		93	1705
	February	798		527	226				83	1634
	March	600	1	459	131	1			62	1254
	April	7		7					3	17
	May	16		2	1				13	32
	June	19		15	2				34	70

Year	Month	Arlington Asylum Office	Chicago Asylum Office	Houston Asylum Office	Los Angeles Asylum Office	New Orleans Asylum Office	New York Asylum Office	Newark Asylum Office	San Francisco Asylum Office	Total
	July	55		12					12	79
Total		8553	3	5405	2372	1	1	2	1791	18128

**Data provided by U.S. Citizenship and Immigration Services*

▼ Outcomes of MPP Cases**

Removal	In Absentia Removal	Relief	Termination	Voluntary Departure	Withdraw of Application for Admission	Other
32,574	28,040	523	10,629	1	48	45

***Data provided by the Department of Justice since program inception through July 17, 2020*

▼ Individuals Apprehended Entering the US Without Inspection Subsequent to Being Returned to Mexico through MPP

Category	Jan-20	Feb-20	Mar-20	Apr-20	May-20	Jun-20
Single Adult ¹	1,086	880	545	50	67	55
UAC ²	38	14	21	1	1	9
FMUA	316	222	178	8	5	14
Total	1,440	1,116	744	59	73	78

Category	Jan-20	Feb-20	Mar-20	Apr-20	May-20	Jun-20
¹ May include those adults who were previously enrolled in MPP as a single adult or as part of a family unit (FMUA).						
² UACs are not amenable to MPP. UACs shown in this table were previously part of a family unit (FMUA) that was enrolled in MPP.						

Tags: Statistics



Share This Page.