




Official website of the Department of Homeland Security
(<https://www.facebook.com/CBPgov/>)




(<https://www.instagram.com/cbpgov/>)




(<https://www.flickr.com/photos/cbpphotos/>)




(<https://twitter.com/cbp>)



(<https://www.linkedin.com/company/2997?trk=tyah>)



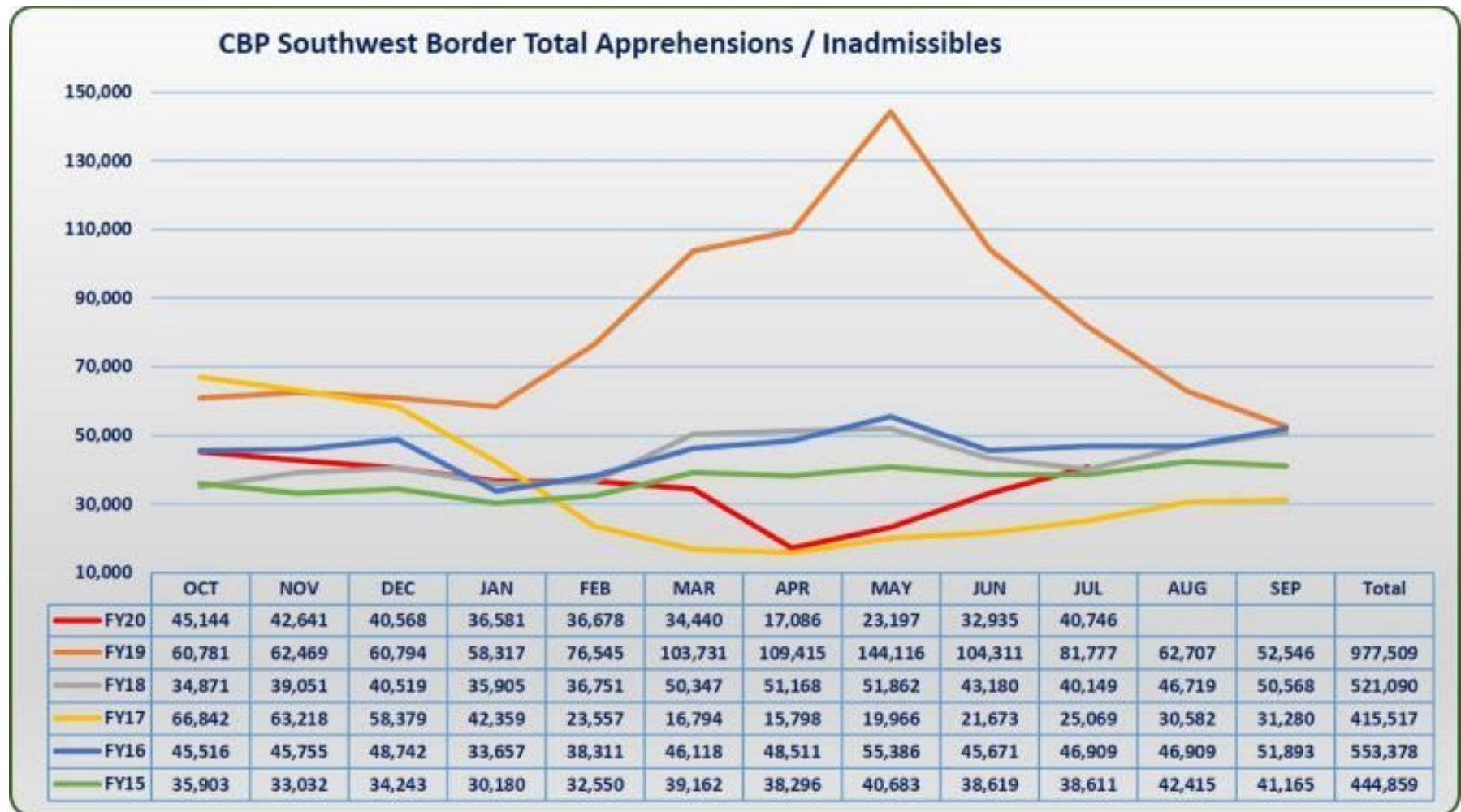
(<https://www.youtube.com/user/customsborderprotect>)



(<https://public.govdelivery.com/accounts/USDHSCBP/subscriber/new>)

U.S. Customs and
Border Protection
(/)

Southwest Border Migration FY 2020



U.S. Border Patrol Southwest Border Encounters¹ FY 2020

USBP	Demographic	OCT	NOV	DEC	JAN	FEB	MAR	APR	MAY	JUN	JUL	Total
Southwest Border	Unaccompanied Alien Child	2,842	3,308	3,225	2,680	3,069	2,973	712	965	1,592	2,419	23,785
	Family Units*	9,722	9,006	8,595	5,161	4,612	3,455	716	975	1,577	1,990	45,809

USBP	Demographic	OCT	NOV	DEC	JAN	FEB	MAR	APR	MAY	JUN	JUL	Total
	Single Adult	22,843	21,210	21,039	21,364	22,395	23,956	14,734	19,613	27,552	33,938	228,644
Southwest Border Total Apprehensions		35,407	33,524	32,859	29,205	30,076	30,384	16,162	21,553	30,721	38,347	298,238

*Family Unit represents the number of individuals (either a child under 18 years old, parent, or legal guardian) apprehended with a family member by the U.S. Border Patrol.

In Fiscal Year (FY) 2020 To Date (TD), during the month of July, a total of 38,347 individuals were apprehended between ports of entry on our Southwest Border, compared to 30,721 in June and 21,553 in May. In FY19, a total of 851,508 individuals were apprehended between ports of entry on our Southwest Border.

¹ Beginning in March FY20, USBP Encounters statistics include both Title 8 Apprehensions and Title 42 Expulsions. To learn more, visit: [Title-8-and-Title-42-Statistics \(/newsroom/stats/cbp-enforcement-statistics/title-8-and-title-42-statistics\)](/newsroom/stats/cbp-enforcement-statistics/title-8-and-title-42-statistics)

For breakdown by Sector, visit [USBP Southwest Border Apprehensions by Sector \(/newsroom/stats/sw-border-migration/usbp-sw-border-apprehensions\)](/newsroom/stats/sw-border-migration/usbp-sw-border-apprehensions)

Office of Field Operations Southwest Border Encounters¹ FY 2020

Field Operations	Demographic	OCT	NOV	DEC	JAN	FEB	MAR	APR	MAY	JUN	JUL	Total
	Unaccompanied Alien Child	360	368	415	396	420	247	29	42	87	87	2,451
Southwest Border	Family Units*	3,998	4,138	3,458	3,037	2,507	1,180	22	73	98	61	18,572
	Single Adults	5,277	4,558	3,775	3,910	3,637	2,589	855	1,499	1,973	2,183	30,256
	Accompanied Minor Child**	102	53	61	33	38	40	18	30	56	68	499

Field Operations	Demographic	OCT	NOV	DEC	JAN	FEB	MAR	APR	MAY	JUN	JUL	Total
Southwest Border Total Inadmissibles		9,737	9,117	7,709	7,376	6,602	4,056	924	1,644	2,214	2,399	51,778

*Family Unit represents the number of individuals (either a child under 18 years old, parent, or legal guardian) deemed inadmissible with a family member by the Office of Field Operations.

**Accompanied Minor Child represents a child accompanied by a parent or legal guardian and the parent or legal guardian is either a U.S. Citizen, Lawful

In Fiscal Year (FY) 2020 To Date (TD), during the month of July, a total of 2,399 people presenting themselves at ports of entry on the Southwest Border were deemed inadmissible compared to 2,214 in June and 1,644 in May. In FY 2019, 126,001 people presenting themselves at ports of entry on the Southwest Border were deemed inadmissible.

¹ Beginning in March FY20, OFO Encounters statistics include both Title 8 Inadmissibles and Title 42 Expulsions. To learn more, visit: [Title-8-and-Title-42-Statistics \(/newsroom/stats/cbp-enforcement-statistics/title-8-and-title-42-statistics\)](/newsroom/stats/cbp-enforcement-statistics/title-8-and-title-42-statistics)


OFO inadmissibility metrics include: individuals encountered at ports of entry who are seeking lawful admission into the United States but are determined to be inadmissible, individuals presenting themselves to seek humanitarian protection under our laws, and individuals who withdraw an application for admission and return to their countries of origin within a short timeframe.


For breakdown by Field Office, visit [Southwest Border Inadmissibles by Field Office \(/newsroom/stats/sw-border-migration/of-sw-border-inadmissibles\)](/newsroom/stats/sw-border-migration/of-sw-border-inadmissibles).

Permanent Resident, or admissible alien, and the child is determined to be inadmissible.

Last modified: August 6, 2020

Tags: Statistics

 Share This Page.



Nationwide Enforcement Encounters: Title 8 Enforcement Actions and Title 42 Expulsions

On March 21, 2020 the President, in accordance with Title 42 of the United States Code Section 265, determined that by reason of existence of COVID-19 in Mexico and Canada, there is a serious danger of the further introduction of COVID-19 into the United States; that prohibition on the introduction of persons or property, in whole or in part, from Mexico and Canada is required in the interest of public health. Under this order, CBP is prohibiting the entry of certain persons who potentially pose a health risk, either by virtue of being subject to previously announced travel restrictions or because they unlawfully entered the country to bypass health screening measures. To help prevent the introduction of COVID-19 into border facilities and into the United States, persons subject to the order will not be held in congregate areas for processing and instead will immediately be expelled to their country of last transit. In the event a person cannot be returned to the country of last transit, CBP works with interagency partners to secure expulsion to the person's country of origin and hold the person for the shortest time possible. This order does not apply to persons who should be excepted based on considerations of law enforcement, officer and public safety, humanitarian, or public health interests. Expulsions under Title 42 are not based on immigration status and are tracked separately from immigration enforcement actions, such as apprehension or inadmissibility, that are regularly reported by CBP.

U.S. Border Patrol Monthly Enforcement Encounters 2020: Title 42 Expulsions and Title 8 Apprehensions

U.S. Border Patrol (USBP)	Enforcement Actions	MAR	APR	MAY	JUN	JUL	FY20 TD TOTAL
Southwest Border	Title 42 Expulsions ²	7,075	14,987	19,985	28,228	35,056	105,331
	Title 8 Apprehensions ¹	23,309	1,175	1,568	2,493	3,291	192,907
	Total	30,384	16,162	21,553	30,721	38,347	298,238
Northern Border	Title 42 Expulsions ²	13	15	40	64	68	200
	Title 8 Apprehensions ¹	148	9	25	30	65	1,702
	Total	161	24	65	94	133	1,902
Land Border Total	Title 42 Expulsions ²	7,088	15,002	20,025	28,292	35,124	105,531
	Title 8 Apprehensions ¹	23,457	1,184	1,593	2,523	3,356	194,609
USBP - Total Land Border Enforcement Encounters		30,545	16,186	21,618	30,815	38,480	300,140

¹ Enforcement Actions refers to apprehensions or inadmissibles processed under CBP's immigration authority. Inadmissibles refers to individuals encountered at ports of entry who are seeking lawful admission into the United States but are determined to be inadmissible, individuals presenting themselves to seek humanitarian protection under our laws, and individuals who withdraw an application for admission and return to their countries of origin within a short timeframe. Apprehensions refers to the physical control or temporary detainment of a person who is not lawfully in the U.S. which may or may not result in an arrest.

² Expulsions refers to individuals encountered by USBP and OFO and expelled to the country of last transit or home country in the interest of public health under Title 42 U.S.C. 265.

[Back to CBP Enforcement Statistics \(/newsroom/stats/cbp-enforcement-statistics\)](/newsroom/stats/cbp-enforcement-statistics)

Office of Field Operations Monthly Enforcement Encounters 2020: Title 42 Expulsions and Title 8 Inadmissible Aliens


Office of Field Operations (OFO)	Enforcement Actions	MAR	APR	MAY	JUN	JUL	FY20 TD TOTAL
Southwest Border	Title 42 Expulsions ²	69	519	851	1,359	1,492	4,290
	Title 8 Inadmissibles ¹	3,987	405	793	855	907	47,488
	Total	4,056	924	1,644	2,214	2,399	51,778
Northern Border	Title 42 Expulsions ²	7	7	24	63	185	286
	Title 8 Inadmissibles ¹	3,577	463	369	778	683	25,861
	Total	3,584	470	393	841	868	26,147
Land Border Total	Title 42 Expulsions ²	76	526	875	1,422	1,677	4,576
	Title 8 Apprehensions ¹	7,564	868	1,162	1,633	1,590	73,349
OFO - Total Land Border Enforcement Encounters		7,640	1,394	2,037	3,055	3,267	77,925


²Expulsions refers to individuals encountered by USBP and OFO and expelled to the country of last transit or home country in the interest of public health under Title 42 U.S.C.

^{265.1} Enforcement Actions refers to apprehensions or inadmissibles processed under CBP's immigration authority. Inadmissibles refers to individuals encountered at ports of entry who are seeking lawful admission into the United States but are determined to be inadmissible, individuals presenting themselves to seek humanitarian protection under our laws, and individuals who withdraw an application for admission and return to their countries of origin within a short timeframe. Apprehensions refers to the physical control or temporary detainment of a person who is not lawfully in the U.S. which may or may not result in an arrest.

[Back to CBP Enforcement Statistics \(/newsroom/stats/cbp-enforcement-statistics\)](/newsroom/stats/cbp-enforcement-statistics)

Last modified: August 6, 2020

 Share This Page.



U.S. Border Patrol Southwest Border Apprehensions by Sector Fiscal Year 2020

Southwest Border Unaccompanied Alien Children (0-17 yr old) Encounters¹

Comparisons below reflect Fiscal Year (FY) 2019 To Date (TD) compared to FY 2020 TD.

Unaccompanied Alien Children Encounters by Sector			
Sector	FY19 TD JUL	FY20 TD JUL	% Change FY19 TD JUL to FY20 TD JUL
Big Bend	640	369	-42%
Del Rio	3,044	1,662	-45%
El Centro	2,390	1,219	-49%
El Paso	15,348	3,591	-77%
Laredo	2,194	2,121	-3%
Rio Grande	31,123	7,871	-75%
San Diego	3,014	1,497	-50%
Tucson	4,367	4,869	11%

Unaccompanied Alien Children Encounters by Sector			
Sector	FY19 TD JUL	FY20 TD JUL	% Change FY19 TD JUL to FY20 TD JUL
Yuma	7,013	586	-92%
USBP Southwest Border Total	69,133	23,785	-66%

¹ Beginning in March FY20, USBP Encounters statistics include both Title 8 Apprehensions and Title 42 Expulsions. To learn more, visit: [Title-8-and-Title-42-Statistics \(/newsroom/stats/cbp-enforcement-statistics/title-8-and-title-42-statistics\)](/newsroom/stats/cbp-enforcement-statistics/title-8-and-title-42-statistics)

Southwest Border Family Unit* Encounters¹

Comparisons below reflect Fiscal Year (FY) 2019 To Date (TD) compared to FY 2020 TD.

Family Unit* Encounters by Sector			
Sector	FY19 TD JUL	FY20 TD JUL	% Change FY19 TD JUL to FY20 TD JUL
Big Bend	2,199	327	-85%
Del Rio	26,904	5,992	-78%
El Centro	7,621	938	-88%
El Paso	124,855	9,717	-92%
Laredo	917	1,216	33%
Rio Grande	191,754	10,036	-95%
San Diego	15,516	4,484	-71%
Tucson	12,870	10,424	-19%
Yuma	50,173	2,675	-95%
USBP Southwest Border Total	432,809	45,809	-89%

***Note:** Family Unit represents the number of individuals (either a child under 18 years old, parent or legal guardian) apprehended with a family member by the U.S. Border Patrol.

¹ Beginning in March FY20, USBP Encounters statistics include both Title 8 Apprehensions and Title 42 Expulsions. To learn more, visit: **Title-8-and-Title-42-Statistics** (</newsroom/stats/cbp-enforcement-statistics/title-8-and-title-42-statistics>)

Southwest Border Single Adult Encounters¹

Comparisons below reflect Fiscal Year (FY) 2019 To Date (TD) compared to FY 2020 TD.

Single Adult Encounters by Sector			
Sector	FY19 TD JUL	FY20 TD JUL	% Change FY19 TD JUL to FY20 TD JUL
Big Bend	5,085	5,302	4%
Del Rio	17,448	21,195	21%
El Centro	20,446	18,768	-8%
El Paso	27,166	26,616	-2%
Laredo	29,607	33,319	13%
Rio Grande	80,414	48,655	-39%
San Diego	32,762	35,046	7%
Tucson	37,271	35,623	-4%
Yuma	8,176	4,120	-50%
USBP Southwest Border Total	258,375	228,644	-12%

¹ Beginning in March FY20, USBP Encounters statistics include both Title 8 Apprehensions and Title 42 Expulsions. To learn more, visit: **Title-8-and-Title-42-Statistics** (</newsroom/stats/cbp-enforcement-statistics/title-8-and-title-42-statistics>)

Southwest Border Unaccompanied Alien Children Encounters¹ by Country

Numbers below reflect Fiscal Years 2014 - 2019 and FY20 TD.

Unaccompanied Alien Children Encounters by Country							
Country	FY14	FY15	FY16	FY17	FY18	FY19	FY20 TD JUL
El Salvador	16,404	9,389	17,512	9,143	4,949	12,021	1,820
Guatemala	17,057	13,589	18,913	14,827	22,327	30,329	6,964
Honduras	18,244	5,409	10,468	7,784	10,913	20,398	3,460
Mexico	15,634	11,012	11,926	8,877	10,136	10,487	10,544

¹ Beginning in March FY20, USBP Encounters statistics include both Title 8 Apprehensions and Title 42 Expulsions. To learn more, visit: **Title-8-and-Title-42-Statistics** (</newsroom/stats/cbp-enforcement-statistics/title-8-and-title-42-statistics>)

Southwest Border Family Unit* Encounters¹ by Country

Numbers below reflect Fiscal Years 2016 - 2019 and FY20 TD.

Family Units* Encounters by Country					
Country	FY16	FY17	FY18	FY19	FY20 TD JUL
El Salvador	27,114	24,122	13,669	56,897	3,866
Guatemala	23,067	24,657	50,401	185,233	9,927
Honduras	20,226	22,366	39,439	188,416	9,381
Mexico	3,481	2,271	2,261	6,004	7,910

***Note:** Family Unit represents the number of individuals (either a child under 18 years old, parent or legal guardian) apprehended with a family member by the U.S. Border Patrol.

¹ Beginning in March FY20, USBP Encounters statistics include both Title 8 Apprehensions and Title 42 Expulsions. To learn more, visit: **Title-8-and-Title-42-Statistics** (</newsroom/stats/cbp-enforcement-statistics/title-8-and-title-42-statistics>)

Southwest Border Single Adult Encounters¹ by Country

Numbers below reflect Fiscal Years 2016 - 2019 and FY20 TD.

Single Adult Encounters by Country					
Country	FY16	FY17	FY18	FY19	FY20 TD JUL
El Salvador	27,222	16,495	12,751	20,893	7,134
Guatemala	32,621	26,387	42,994	48,606	20,347
Honduras	22,258	17,110	26,161	44,981	18,423
Mexico	175,353	116,790	139,860	149,967	163,536

¹ Beginning in March FY20, USBP Encounters statistics include both Title 8 Apprehensions and Title 42 Expulsions. To learn more, visit: [Title-8-and-Title-42-Statistics \(/newsroom/stats/cbp-enforcement-statistics/title-8-and-title-42-statistics\)](/newsroom/stats/cbp-enforcement-statistics/title-8-and-title-42-statistics)

Southwest Border Family Unit Subject, Unaccompanied Alien Children, and Single Adult Apprehensions Fiscal Year 2020 - By Month

FMUA: Family Unit Apprehensions
UAC: Unaccompanied Alien Children
SA: Single Adult

FY20 October		FY20 November		FY20 December		FY20 January		FY20 February		FY20 March		FY20 April	
FY20 May		FY20 June		FY20 July									
FMUA				UAC				SA				TOTAL	
Sector		FY20 TD OCT		FY20 TD OCT		FY20 TD OCT		FY20 TD OCT		FY20 TD OCT			
Big Bend		100		33		520		653					
Del Rio		1,333		219		1,646		3,198					


	FMUA	UAC	SA	TOTAL
Sector	FY20 TD OCT	FY20 TD OCT	FY20 TD OCT	FY20 TD OCT
El Centro	87	93	1,818	1,998
El Paso	2,122	329	2,784	5,235
Laredo	117	216	3,478	3,811
Rio Grande	2,854	1,105	5,782	9,741
San Diego	333	129	3,178	3,640
Tucson	2,372	593	3,373	6,338
Yum	404	125	264	793
Southwest Border Total	9,722	2,842	22,843	35,407

Back to Southwest Border Migration (</newsroom/stats/sw-border-migration>)

Last modified: August 6, 2020

Tags: Statistics, Unaccompanied Alien Children (UAC), U.S. Border Patrol

 Share This Page.



Southwest Border Inadmissibles by Field Office Fiscal Year 2020¹

Southwest Border Unaccompanied Alien Children (0-17 yr old) Encounters¹

Comparisons below reflect Fiscal Year (FY) 2019 To Date (TD) compared to FY 2020 TD.

Unaccompanied Alien Children by Field Office			
Field Office	FY 2019 TD JUL	FY 2020 TD JUL	% Change FY 2019 JUL to FY 2020 JUL
El Paso	541	255	-53%
Laredo	682	836	23%
San Diego	1,856	1,179	-36%
Tucson	699	181	-74%
Southwest Border Total	3,778	2,451	-35%

¹ Beginning in March FY20, OFO Encounters statistics include both Title 8 Inadmissibles and Title 42 Expulsions. To learn more, visit: **Title-8-and-Title-42-Statistics** (<https://www.cbp.gov/newsroom/stats/cbp-enforcement-statistics/title-8-and-title-42-statistics>)

Southwest Border Family Unit* Encounters¹

Comparisons below reflect Fiscal Year (FY) 2019 To Date (TD) compared to FY 2020 TD.

Family Units by Field Office			
Field Office	FY 2019 TD JUL	FY 2020 TD JUL	% Change FY 2019 JUL to FY 2020 JUL
El Paso	8,383	3,806	-55%
Laredo	13,443	6,598	-51%
San Diego	11,820	4,588	-61%
Tucson	8,099	3,580	-56%
Southwest Border Total	41,745	18,572	-56%

*Family Unit represents the number of individuals (either a child under 18 years old, parent or legal guardian) deemed inadmissible with a family member by the Office of Field Operations.

¹ Beginning in March FY20, OFO Encounters statistics include both Title 8 Inadmissibles and Title 42 Expulsions. To learn more, visit: [Title-8-and-Title-42-Statistics \(/newsroom/stats/cbp-enforcement-statistics/title-8-and-title-42-statistics\)](/newsroom/stats/cbp-enforcement-statistics/title-8-and-title-42-statistics)

Southwest Border Accompanied Minor Child* Encounters¹

Comparisons below reflect Fiscal Year (FY) 2019 To Date (TD) compared to FY 2020 TD.

Accompanied Minor Children by Field Office			
Field Office	FY 2019 TD JUL	FY 2020 TD JUL	% Change FY 2019 JUL to 2020 JUL
El Paso	89	92	3%
Laredo	561	259	-54%
San Diego	67	63	-6%
Tucson	74	85	15%

Accompanied Minor Children by Field Office			
Field Office	FY 2019 TD JUL	FY 2020 TD JUL	% Change FY 2019 JUL to 2020 JUL
Southwest Border Total	791	499	-37%

*Accompanied Minor Child represents a child accompanied by a parent or legal guardian and the parent or legal guardian is either a U.S. Citizen, Lawful Permanent Resident or admissible alien, and the child is determined to be inadmissible.

¹ Beginning in March FY20, OFO Encounters statistics include both Title 8 Inadmissibles and Title 42 Expulsions. To learn more, visit: [Title-8-and-Title-42-Statistics \(/newsroom/stats/cbp-enforcement-statistics/title-8-and-title-42-statistics\)](/newsroom/stats/cbp-enforcement-statistics/title-8-and-title-42-statistics)

Southwest Border Single Adult Encounters¹

Comparisons below reflect Fiscal Year (FY) 2019 To Date (TD) compared to FY 2020 TD.

Single Adults by Field Office			
Field Office	FY 2019 TD JUL	FY 2020 TD JUL	% Change FY 2019 JUL to FY 2020 JUL
El Paso	10,581	4,865	-54%
Laredo	24,485	11,006	-55%
San Diego	15,649	11,242	-28%
Tucson	4,811	3,143	-35%
Southwest Border Total	55,526	30,256	-46%

¹ Beginning in March FY20, OFO Encounters statistics include both Title 8 Inadmissibles and Title 42 Expulsions. To learn more, visit: [Title-8-and-Title-42-Statistics \(/newsroom/stats/cbp-enforcement-statistics/title-8-and-title-42-statistics\)](/newsroom/stats/cbp-enforcement-statistics/title-8-and-title-42-statistics)

Southwest Border Unaccompanied Alien Children Encounters¹ by Fiscal Year

Numbers below reflect Fiscal Years 2017 - 2019 and FY 2020 TD.

Unaccompanied Alien Children by Country				
Country	FY 2017	FY 2018	FY 2019	FY 2020 TD JUL
El Salvador	1,721	833	144	175
Guatemala	2,829	3,691	667	127
Honduras	1,173	1,655	531	320
Mexico	1,556	2,210	2,952	1,731

¹ Beginning in March FY20, OFO Encounters statistics include both Title 8 Inadmissibles and Title 42 Expulsions. To learn more, visit: **Title-8-and-Title-42-Statistics** (</newsroom/stats/cbp-enforcement-statistics/title-8-and-title-42-statistics>)

Southwest Border Family Unit* Encounters¹ by Fiscal Year

Numbers below reflect Fiscal Years 2017 - 2019 and FY20 TD.

Family Unit by Country				
Country	FY 2017	FY 2018	FY 2019	FY 2020 TD JUL
El Salvador	4,577	3,738	1,460	242
Guatemala	6,789	12,185	4,452	242
Honduras	4,246	8,327	4,812	664
Mexico	10,628	21,411	30,099	14,207

*Family Unit represents the number of individuals (either a child under 18 years old, parent or legal guardian) deemed inadmissible with a family member by the Office of Field Operations.

¹ Beginning in March FY20, OFO Encounters statistics include both Title 8 Inadmissibles and Title 42 Expulsions. To learn more, visit: **Title-8-and-Title-42-Statistics** (</newsroom/stats/cbp-enforcement-statistics/title-8-and-title-42-statistics>)

Southwest Border Accompanied Minor Child* Encounters¹ by Fiscal Year

Numbers below reflect Fiscal Years 2017 - 2019 and FY 2020 TD.

Accompanied Minor Children by Country				
Country	FY 2017	FY 2018	FY 2019	FY 2020 TD JUL
El Salvador	24	14	6	3
Guatemala	46	85	13	8
Honduras	34	58	18	12
Mexico	940	1,184	872	429

*Accompanied Minor Child represents a child accompanied by a parent or legal guardian and the parent or legal guardian is either a U.S. Citizen, Lawful Permanent Resident or admissible alien, and the child is determined to be inadmissible.

¹ Beginning in March FY20, OFO Encounters statistics include both Title 8 Inadmissibles and Title 42 Expulsions. To learn more, visit: [Title-8-and-Title-42-Statistics \(/newsroom/stats/cbp-enforcement-statistics/title-8-and-title-42-statistics\)](/newsroom/stats/cbp-enforcement-statistics/title-8-and-title-42-statistics)

Southwest Border Single Adult Encounters¹ by Fiscal Year

Numbers below reflect Fiscal Years 2017 - 2019 and FY 2020 TD.

Single Adults by Country				
Country	FY 2017	FY 2018	FY 2019	FY 2020 TD JUL
El Salvador	1,020	1,088	934	210
Guatemala	1,100	1,648	898	356
Honduras	917	1,719	1,966	380
Mexico	41,044	45,525	36,697	22,934

¹ Beginning in March FY20, OFO Encounters statistics include both Title 8 Inadmissibles and Title 42 Expulsions. To learn more, visit: [Title-8-and-Title-42-Statistics \(/newsroom/stats/cbp-enforcement-statistics/title-8-and-title-42-statistics\)](/newsroom/stats/cbp-enforcement-statistics/title-8-and-title-42-statistics)

Southwest Border Encounters¹ Fiscal Year 2020 - By Month

¹ Beginning in March FY20, OFO Encounters statistics include both Title 8 Inadmissibles and Title 42 Expulsions. To learn more, visit: **Title-8-and-Title-42-Statistics** (</newsroom/stats/cbp-enforcement-statistics/title-8-and-title-42-statistics>)

FMUA: Family Unit Inadmissible

UAC: Unaccompanied Alien Children

AMC: Accompanied Minor Child


SA: Single Adult

	FY20 October	FY20 November	FY20 December	FY20 January	FY20 February	FY20 March	FY20 April
	FY20 May	FY20 June	FY20 July				
	FMUA	UAC	AMC	SA	TOTAL		
Field Offices	FY 2020 OCT	FY 2020 OCT	FY 2020 OCT	FY 2020 OCT	FY 2020 OCT		
El Paso	838	47	11	955	1,851		
Laredo	1,370	140	58	2,216	3,784		
San Diego	1,020	131	22	1,506	2,679		
Tucson	770	42	11	600	1,423		
Total	3,998	360	102	5,277	9,737		

Back to Southwest Border Migration (</newsroom/stats/sw-border-migration>)

Last modified: August 6, 2020

Tags: Statistics, Unaccompanied Alien Children (UAC), Port Security

 Share This Page.