




Official website of the Department of Homeland Security
(<https://www.facebook.com/CBPgov/>)




(<https://www.instagram.com/cbpgov/>)




(<https://www.flickr.com/photos/cbpphotos/>)




(<https://twitter.com/cbp>)



(<https://www.linkedin.com/company/2997?trk=tyah>)



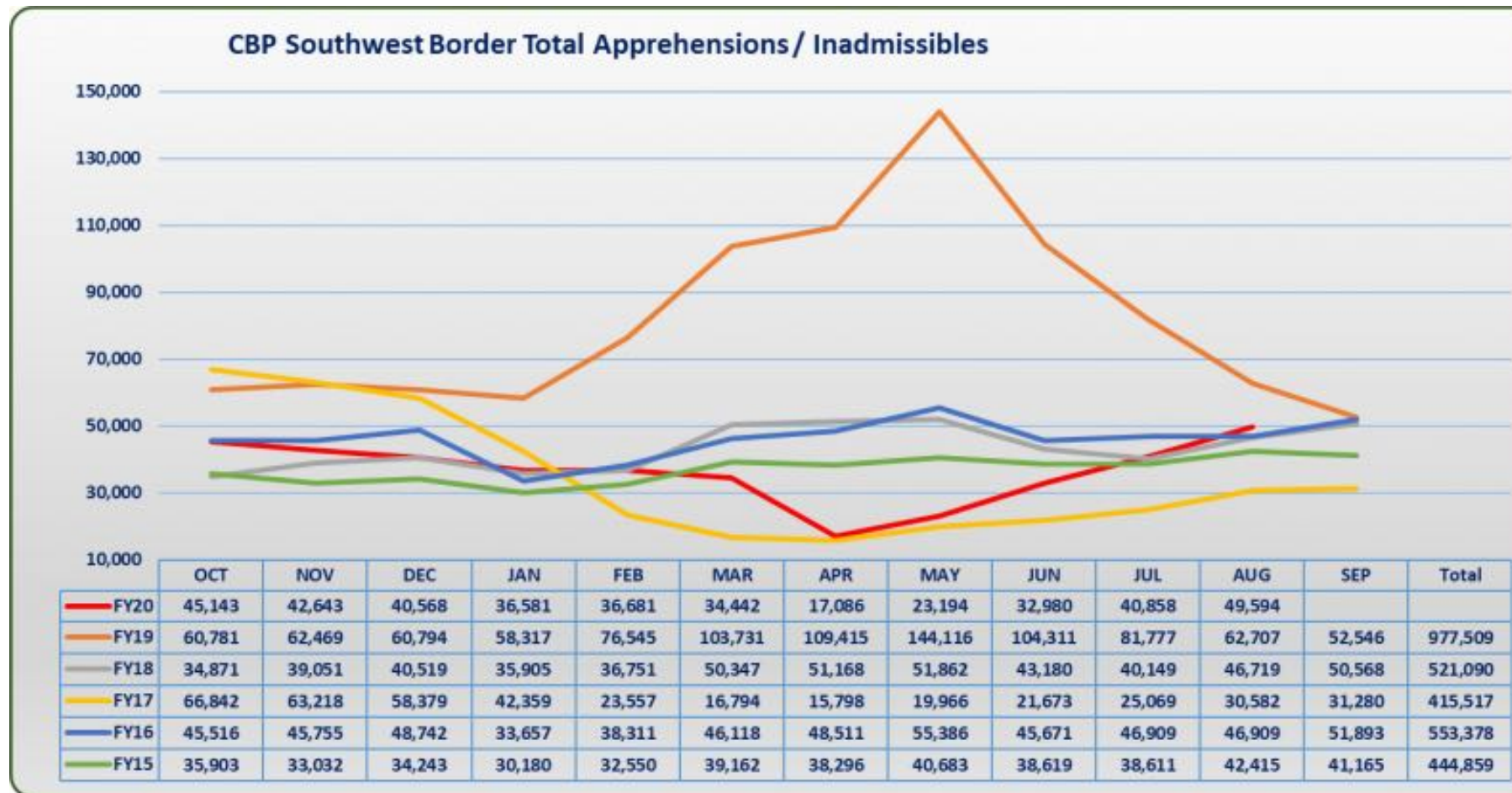
(<https://www.youtube.com/user/customsborderprotect>)



(<https://public.govdelivery.com/accounts/USDHSCBP/subscriber/new>)

U.S. Customs and
Border Protection
(/)

Southwest Border Migration FY 2020



U.S. Border Patrol Southwest Border Encounters¹ FY 2020

USBP	Demographic	OCT	NOV	DEC	JAN	FEB	MAR	APR	MAY	JUN	JUL	AUG	Total
Southwest Border	Unaccompanied Alien Child	2,842	3,308	3,225	2,680	3,070	2,974	712	965	1,599	2,429	2,982	26,781
	Family Units*	9,722	9,006	8,595	5,161	4,610	3,455	716	975	1,581	1,985	2,587	48,393
	Single Adult	22,843	21,211	21,038	21,364	22,398	23,959	14,734	19,610	27,587	34,049	41,295	270,081

USBP	Demographic	OCT	NOV	DEC	JAN	FEB	MAR	APR	MAY	JUN	JUL	AUG	Total
Southwest Border Total Apprehensions		35,407	33,525	32,858	29,205	30,078	30,388	16,162	21,550	30,767	38,463	46,864	345,26

*Family Unit represents the number of individuals (either a child under 18 years old, parent, or legal guardian) apprehended with a family member by the U.S. Border Patrol.

In Fiscal Year (FY) 2020 To Date (TD), during the month of August, a total of 46,864 individuals were apprehended between ports of entry on our Southwest Border, compared to 38,463 in July and 30,767 in June. In FY19, a total of 851,508 individuals were apprehended between ports of entry on our Southwest Border.

¹ Beginning in March FY20, USBP Encounters statistics include both Title 8 Apprehensions and Title 42 Expulsions. To learn more, visit: [Title-8-and-Title-42-Statistics \(/newsroom/stats/cbp-enforcement-statistics/title-8-and-title-42-statistics\)](/newsroom/stats/cbp-enforcement-statistics/title-8-and-title-42-statistics)

For breakdown by Sector, visit [USBP Southwest Border Apprehensions by Sector \(/newsroom/stats/sw-border-migration/usbp-sw-border-apprehensions\)](/newsroom/stats/sw-border-migration/usbp-sw-border-apprehensions)

Office of Field Operations Southwest Border Encounters¹ FY 2020

Field Operations	Demographic	OCT	NOV	DEC	JAN	FEB	MAR	APR	MAY	JUN	JUL	AUG	Total
Southwest Border	Unaccompanied Alien Child	360	369	416	396	420	247	29	42	88	83	106	2,556
	Family Units*	3,998	4,138	3,458	3,037	2,507	1,180	22	73	98	61	106	18,671
	Single Adults	5,276	4,558	3,775	3,910	3,638	2,587	855	1,499	1,971	2,183	2,418	32,671
	Accompanied Minor Child**	102	53	61	33	38	40	18	30	56	68	100	599
Southwest Border Total Inadmissibles		9,736	9,118	7,710	7,376	6,603	4,054	924	1,644	2,213	2,395	2,730	54,503

*Family Unit represents the number of individuals (either a child under 18 years old, parent, or legal guardian) deemed inadmissible with a family member by the Office of Field Operations.

**Accompanied Minor Child represents a child accompanied by a parent or legal guardian and the parent or legal guardian is either a U.S. Citizen, Lawful

In Fiscal Year (FY) 2020 To Date (TD), during the month of August, a total of 2,395 people presenting themselves at ports of entry on the Southwest Border were deemed inadmissible compared to 2,395 in July and 2,213 in June. In FY 2019, 126,001 people presenting themselves at ports of entry on the Southwest Border were deemed inadmissible.

¹ Beginning in March FY20, OFO Encounters statistics include both Title 8 Inadmissibles and Title 42 Expulsions. To learn more, visit: **Title-8-and-Title-42-Statistics** (</newsroom/stats/cbp-enforcement-statistics/title-8-and-title-42-statistics>)

OFO inadmissibility metrics include: individuals encountered at ports of entry who are seeking lawful admission into the United States but are determined to be inadmissible, individuals presenting themselves to seek humanitarian protection under our laws, and individuals who withdraw an application for admission and return to their countries of origin within a short timeframe.

For breakdown by Field Office, visit **Southwest Border Inadmissibles by Field Office** (</newsroom/stats/sw-border-migration/ofo-sw-border-inadmissibles>).


Permanent Resident, or admissible alien, and the child is determined to be inadmissible.

Last modified: September 4, 2020

Tags: Statistics



Share This Page.



U.S. Border Patrol Southwest Border Apprehensions by Sector Fiscal Year 2020

Southwest Border Unaccompanied Alien Children (0-17 yr old) Encounters¹

Comparisons below reflect Fiscal Year (FY) 2019 To Date (TD) compared to FY 2020 TD.

Unaccompanied Alien Children Encounters by Sector			
Sector	FY19 TD AUG	FY20 TD AUG	% Change FY19 TD AUG to FY20 TD AUG
Big Bend	721	432	-40%
Del Rio	3,312	1,907	-42%
El Centro	2,538	1,421	-44%
El Paso	15,805	4,171	-74%
Laredo	2,331	2,373	2%
Rio Grande	33,094	8,802	-73%
San Diego	3,176	1,662	-48%
Tucson	4,684	5,383	15%

Unaccompanied Alien Children Encounters by Sector			
Sector	FY19 TD AUG	FY20 TD AUG	% Change FY19 TD AUG to FY20 TD AUG
Yuma	7,194	635	-91%
USBP Southwest Border Total	72,855	26,786	-63%

¹ Beginning in March FY20, USBP Encounters statistics include both Title 8 Apprehensions and Title 42 Expulsions. To learn more, visit: [Title-8-and-Title-42-Statistics \(/newsroom/stats/cbp-enforcement-statistics/title-8-and-title-42-statistics\)](/newsroom/stats/cbp-enforcement-statistics/title-8-and-title-42-statistics)

Southwest Border Family Unit* Encounters¹

Comparisons below reflect Fiscal Year (FY) 2019 To Date (TD) compared to FY 2020 TD.

Family Unit* Encounters by Sector			
Sector	FY19 TD AUG	FY20 TD AUG	% Change FY19 TD AUG to FY20 TD AUG
Big Bend	2,663	353	-87%
Del Rio	30,189	6,393	-79%
El Centro	7,758	1,004	-87%
El Paso	129,382	10,075	-92%
Laredo	1,036	1,564	51%
Rio Grande	205,287	10,799	-95%
San Diego	15,867	4,694	-70%
Tucson	14,264	10,715	-25%
Yuma	51,412	2,796	-95%
USBP Southwest Border Total	457,858	48,393	-89%

***Note:** Family Unit represents the number of individuals (either a child under 18 years old, parent or legal guardian) apprehended with a family member by the U.S. Border Patrol.

¹ Beginning in March FY20, USBP Encounters statistics include both Title 8 Apprehensions and Title 42 Expulsions. To learn more, visit: **Title-8-and-Title-42-Statistics** (</newsroom/stats/cbp-enforcement-statistics/title-8-and-title-42-statistics>)

Southwest Border Single Adult Encounters¹

Comparisons below reflect Fiscal Year (FY) 2019 To Date (TD) compared to FY 2020 TD.

Single Adult Encounters by Sector			
Sector	FY19 TD AUG	FY20 TD AUG	% Change FY19 TD AUG to FY20 TD AUG
Big Bend	5,462	6,439	18%
Del Rio	19,192	25,676	34%
El Centro	22,488	22,007	-2%
El Paso	30,260	32,209	6%
Laredo	31,772	39,732	25%
Rio Grande	87,265	57,157	-35%
San Diego	35,570	40,646	14%
Tucson	39,640	41,593	5%
Yuma	8,639	4,629	-46%
USBP Southwest Border Total	280,288	270,088	-4%

¹ Beginning in March FY20, USBP Encounters statistics include both Title 8 Apprehensions and Title 42 Expulsions. To learn more, visit: **Title-8-and-Title-42-Statistics** (</newsroom/stats/cbp-enforcement-statistics/title-8-and-title-42-statistics>)

Southwest Border Unaccompanied Alien Children Encounters¹ by Country

Numbers below reflect Fiscal Years 2014 - 2019 and FY20 TD.

Unaccompanied Alien Children Encounters by Country							
Country	FY14	FY15	FY16	FY17	FY18	FY19	FY20 TD AUG
El Salvador	16,404	9,389	17,512	9,143	4,949	12,021	1,964
Guatemala	17,057	13,589	18,913	14,827	22,327	30,329	7,540
Honduras	18,244	5,409	10,468	7,784	10,913	20,398	3,857
Mexico	15,634	11,012	11,926	8,877	10,136	10,487	12,364

¹ Beginning in March FY20, USBP Encounters statistics include both Title 8 Apprehensions and Title 42 Expulsions. To learn more, visit: **Title-8-and-Title-42-Statistics** (</newsroom/stats/cbp-enforcement-statistics/title-8-and-title-42-statistics>)

Southwest Border Family Unit* Encounters¹ by Country

Numbers below reflect Fiscal Years 2016 - 2019 and FY20 TD.

Family Units* Encounters by Country					
Country	FY16	FY17	FY18	FY19	FY20 TD AUG
El Salvador	27,114	24,122	13,669	56,897	4,038
Guatemala	23,067	24,657	50,401	185,233	10,392
Honduras	20,226	22,366	39,439	188,416	9,946
Mexico	3,481	2,271	2,261	6,004	8,848

***Note:** Family Unit represents the number of individuals (either a child under 18 years old, parent or legal guardian) apprehended with a family member by the U.S. Border Patrol.

¹ Beginning in March FY20, USBP Encounters statistics include both Title 8 Apprehensions and Title 42 Expulsions. To learn more, visit: **Title-8-and-Title-42-Statistics** (</newsroom/stats/cbp-enforcement-statistics/title-8-and-title-42-statistics>)

Southwest Border Single Adult Encounters¹ by Country

Numbers below reflect Fiscal Years 2016 - 2019 and FY20 TD.

Single Adult Encounters by Country					
Country	FY16	FY17	FY18	FY19	FY20 TD AUG
El Salvador	27,222	16,495	12,751	20,893	8,272
Guatemala	32,621	26,387	42,994	48,606	23,392
Honduras	22,258	17,110	26,161	44,981	21,435
Mexico	175,353	116,790	139,860	149,967	194,986

¹ Beginning in March FY20, USBP Encounters statistics include both Title 8 Apprehensions and Title 42 Expulsions. To learn more, visit: [Title-8-and-Title-42-Statistics \(/newsroom/stats/cbp-enforcement-statistics/title-8-and-title-42-statistics\)](/newsroom/stats/cbp-enforcement-statistics/title-8-and-title-42-statistics)

Southwest Border Family Unit Subject, Unaccompanied Alien Children, and Single Adult Apprehensions Fiscal Year 2020 - By Month

FMUA: Family Unit Apprehensions
UAC: Unaccompanied Alien Children
SA: Single Adult

FY20 October		FY20 November		FY20 December		FY20 January		FY20 February		FY20 March		FY20 April	
FY20 May		FY20 June		FY20 July		FY20 August							
FMUA				UAC				SA				TOTAL	
Sector		FY20 TD OCT		FY20 TD OCT		FY20 TD OCT		FY20 TD OCT		FY20 TD OCT			
Big Bend		100		33		520		653					
Del Rio		1,333		219		1,646		3,198					

	FMUA	UAC	SA	TOTAL
Sector	FY20 TD OCT	FY20 TD OCT	FY20 TD OCT	FY20 TD OCT
El Centro	87	93	1,818	1,998
El Paso	2,122	329	2,784	5,235
Laredo	117	216	3,478	3,811
Rio Grande	2,854	1,105	5,782	9,741
San Diego	333	129	3,178	3,640
Tucson	2,372	593	3,373	6,338
Yum	404	125	264	793
Southwest Border Total	9,722	2,842	22,843	35,407


Back to Southwest Border Migration (</newsroom/stats/sw-border-migration>)

Last modified: September 4, 2020

Tags: Statistics, Unaccompanied Alien Children (UAC), U.S. Border Patrol



Share This Page.



Southwest Border Inadmissibles by Field Office Fiscal Year 2020¹

Southwest Border Unaccompanied Alien Children (0-17 yr old) Encounters¹

Comparisons below reflect Fiscal Year (FY) 2019 To Date (TD) compared to FY 2020 TD.

Unaccompanied Alien Children by Field Office			
Field Office	FY 2019 TD AUG	FY 2020 TD AUG	% Change FY 2019 AUG to FY 2020 AUG
El Paso	649	269	-59%
Laredo	757	860	14%
San Diego	1,998	1,235	-38%
Tucson	729	192	-74%
Southwest Border Total	4,133	2,556	-38%

¹ Beginning in March FY20, OFO Encounters statistics include both Title 8 Inadmissibles and Title 42 Expulsions. To learn more, visit: **Title-8-and-Title-42-Statistics** (<https://www.cbp.gov/newsroom/stats/cbp-enforcement-statistics/title-8-and-title-42-statistics>)

Southwest Border Family Unit* Encounters¹

Comparisons below reflect Fiscal Year (FY) 2019 To Date (TD) compared to FY 2020 TD.

Family Units by Field Office			
Field Office	FY 2019 TD AUG	FY 2020 TD AUG	% Change FY 2019 AUG to FY 2020 AUG
El Paso	10,364	3,826	-63%
Laredo	15,020	6,619	-56%
San Diego	12,732	4,639	-64%
Tucson	9,076	3,594	-60%
Southwest Border Total	47,192	18,678	-60%

*Family Unit represents the number of individuals (either a child under 18 years old, parent or legal guardian) deemed inadmissible with a family member by the Office of Field Operations.

¹ Beginning in March FY20, OFO Encounters statistics include both Title 8 Inadmissibles and Title 42 Expulsions. To learn more, visit: [Title-8-and-Title-42-Statistics \(/newsroom/stats/cbp-enforcement-statistics/title-8-and-title-42-statistics\)](/newsroom/stats/cbp-enforcement-statistics/title-8-and-title-42-statistics)

Southwest Border Accompanied Minor Child* Encounters¹

Comparisons below reflect Fiscal Year (FY) 2019 To Date (TD) compared to FY 2020 TD.

Accompanied Minor Children by Field Office			
Field Office	FY 2019 TD AUG	FY 2020 TD AUG	% Change FY 2019 AUG to 2020 AUG
El Paso	112	116	4%
Laredo	611	295	-52%
San Diego	74	86	16%
Tucson	80	102	28%

Accompanied Minor Children by Field Office			
Field Office	FY 2019 TD AUG	FY 2020 TD AUG	% Change FY 2019 AUG to 2020 AUG
Southwest Border Total	877	599	-32%

*Accompanied Minor Child represents a child accompanied by a parent or legal guardian and the parent or legal guardian is either a U.S. Citizen, Lawful Permanent Resident or admissible alien, and the child is determined to be inadmissible.

¹ Beginning in March FY20, OFO Encounters statistics include both Title 8 Inadmissibles and Title 42 Expulsions. To learn more, visit: [Title-8-and-Title-42-Statistics \(/newsroom/stats/cbp-enforcement-statistics/title-8-and-title-42-statistics\)](/newsroom/stats/cbp-enforcement-statistics/title-8-and-title-42-statistics)

Southwest Border Single Adult Encounters¹

Comparisons below reflect Fiscal Year (FY) 2019 To Date (TD) compared to FY 2020 TD.

Single Adults by Field Office			
Field Office	FY 2019 TD AUG	FY 2020 TD AUG	% Change FY 2019 AUG to FY 2020 AUG
El Paso	11,521	5,166	-55%
Laredo	27,337	11,799	-57%
San Diego	17,317	12,369	-29%
Tucson	5,351	3,336	-38%
Southwest Border Total	61,526	32,670	-47%

¹ Beginning in March FY20, OFO Encounters statistics include both Title 8 Inadmissibles and Title 42 Expulsions. To learn more, visit: [Title-8-and-Title-42-Statistics \(/newsroom/stats/cbp-enforcement-statistics/title-8-and-title-42-statistics\)](/newsroom/stats/cbp-enforcement-statistics/title-8-and-title-42-statistics)

Southwest Border Unaccompanied Alien Children Encounters¹ by Fiscal Year

Numbers below reflect Fiscal Years 2017 - 2019 and FY 2020 TD.

Unaccompanied Alien Children by Country				
Country	FY 2017	FY 2018	FY 2019	FY 2020 TD AUG
El Salvador	1,721	833	144	181
Guatemala	2,829	3,691	667	130
Honduras	1,173	1,655	531	320
Mexico	1,556	2,210	2,952	1,831

¹ Beginning in March FY20, OFO Encounters statistics include both Title 8 Inadmissibles and Title 42 Expulsions. To learn more, visit: [Title-8-and-Title-42-Statistics \(/newsroom/stats/cbp-enforcement-statistics/title-8-and-title-42-statistics\)](/newsroom/stats/cbp-enforcement-statistics/title-8-and-title-42-statistics)

Southwest Border Family Unit* Encounters¹ by Fiscal Year

Numbers below reflect Fiscal Years 2017 - 2019 and FY20 TD.

Family Unit by Country				
Country	FY 2017	FY 2018	FY 2019	FY 2020 TD AUG
El Salvador	4,577	3,738	1,460	242
Guatemala	6,789	12,185	4,452	242
Honduras	4,246	8,327	4,812	667
Mexico	10,628	21,411	30,099	14,283

*Family Unit represents the number of individuals (either a child under 18 years old, parent or legal guardian) deemed inadmissible with a family member by the Office of Field Operations.

¹ Beginning in March FY20, OFO Encounters statistics include both Title 8 Inadmissibles and Title 42 Expulsions. To learn more, visit: [Title-8-and-Title-42-Statistics \(/newsroom/stats/cbp-enforcement-statistics/title-8-and-title-42-statistics\)](/newsroom/stats/cbp-enforcement-statistics/title-8-and-title-42-statistics)

Southwest Border Accompanied Minor Child* Encounters¹ by Fiscal Year

Numbers below reflect Fiscal Years 2017 - 2019 and FY 2020 TD.

Accompanied Minor Children by Country				
Country	FY 2017	FY 2018	FY 2019	FY 2020 TD AUG
El Salvador	24	14	6	4
Guatemala	46	85	13	9
Honduras	34	58	18	14
Mexico	940	1,184	872	512

*Accompanied Minor Child represents a child accompanied by a parent or legal guardian and the parent or legal guardian is either a U.S. Citizen, Lawful Permanent Resident or admissible alien, and the child is determined to be inadmissible.

¹ Beginning in March FY20, OFO Encounters statistics include both Title 8 Inadmissibles and Title 42 Expulsions. To learn more, visit: [Title-8-and-Title-42-Statistics \(/newsroom/stats/cbp-enforcement-statistics/title-8-and-title-42-statistics\)](/newsroom/stats/cbp-enforcement-statistics/title-8-and-title-42-statistics)

Southwest Border Single Adult Encounters¹ by Fiscal Year

Numbers below reflect Fiscal Years 2017 - 2019 and FY 2020 TD.

Single Adults by Country				
Country	FY 2017	FY 2018	FY 2019	FY 2020 TD AUG
El Salvador	1,020	1,088	934	220
Guatemala	1,100	1,648	898	393
Honduras	917	1,719	1,966	421
Mexico	41,044	45,525	36,697	25,220

¹ Beginning in March FY20, OFO Encounters statistics include both Title 8 Inadmissibles and Title 42 Expulsions. To learn more, visit: [Title-8-and-Title-42-Statistics \(/newsroom/stats/cbp-enforcement-statistics/title-8-and-title-42-statistics\)](/newsroom/stats/cbp-enforcement-statistics/title-8-and-title-42-statistics)

Southwest Border Encounters¹ Fiscal Year 2020 - By Month

¹ Beginning in March FY20, OFO Encounters statistics include both Title 8 Inadmissibles and Title 42 Expulsions. To learn more, visit: **Title-8-and-Title-42-Statistics** (</newsroom/stats/cbp-enforcement-statistics/title-8-and-title-42-statistics>)

FMUA: Family Unit Inadmissible

UAC: Unaccompanied Alien Children

AMC: Accompanied Minor Child


SA: Single Adult


	FY20 October	FY20 November	FY20 December	FY20 January	FY20 February	FY20 March	FY20 April
	FY20 May	FY20 June	FY20 July	FY20 August			
	FMUA	UAC	AMC	SA	TOTAL		
Field Offices	FY 2020 OCT	FY 2020 OCT	FY 2020 OCT	FY 2020 OCT	FY 2020 OCT		
El Paso	838	47	11	955	1,851		
Laredo	1,370	140	58	2,216	3,784		
San Diego	1,020	131	22	1,505	2,678		
Tucson	770	42	11	600	1,423		
Total	3,998	360	102	5,277	9,736		

Back to Southwest Border Migration (</newsroom/stats/sw-border-migration>)

Last modified: September 4, 2020

Tags: Statistics, Unaccompanied Alien Children (UAC), Port Security

 Share This Page.



Nationwide Enforcement Encounters: Title 8 Enforcement Actions and Title 42 Expulsions

On March 21, 2020 the President, in accordance with Title 42 of the United States Code Section 265, determined that by reason of existence of COVID-19 in Mexico and Canada, there is a serious danger of the further introduction of COVID-19 into the United States; that prohibition on the introduction of persons or property, in whole or in part, from Mexico and Canada is required in the interest of public health. Under this order, CBP is prohibiting the entry of certain persons who potentially pose a health risk, either by virtue of being subject to previously announced travel restrictions or because they unlawfully entered the country to bypass health screening measures. To help prevent the introduction of COVID-19 into border facilities and into the United States, persons subject to the order will not be held in congregate areas for processing and instead will immediately be expelled to their country of last transit. In the event a person cannot be returned to the country of last transit, CBP works with interagency partners to secure expulsion to the person's country of origin and hold the person for the shortest time possible. This order does not apply to persons who should be excepted based on considerations of law enforcement, officer and public safety, humanitarian, or public health interests. Expulsions under Title 42 are not based on immigration status and are tracked separately from immigration enforcement actions, such as apprehension or inadmissibility, that are regularly reported by CBP.

U.S. Border Patrol Monthly Enforcement Encounters 2020: Title 42 Expulsions and Title 8 Apprehensions

U.S. Border Patrol (USBP)	Enforcement Actions	MAR	APR	MAY	JUN	JUL	AUG	FY20 TD TOTAL
Southwest Border	Title 42 Expulsions ²	7,079	14,985	19,985	28,302	35,179	42,071	147,601
	Title 8 Apprehensions ¹	23,309	1,177	1,565	2,465	3,284	4,793	197,666
	Total	30,388	16,162	21,550	30,767	38,463	46,864	345,267
Northern Border	Title 42 Expulsions ²	13	15	40	64	68	65	265
	Title 8 Apprehensions ¹	148	9	25	30	64	49	1,749
	Total	161	24	65	94	132	114	2,014
Land Border Total	Title 42 Expulsions ²	7,092	15,000	20,025	28,366	35,247	42,136	147,866
	Title 8 Apprehensions ¹	23,457	1,186	1,590	2,495	3,348	4,842	199,415
USBP - Total Land Border Enforcement Encounters		30,549	16,186	21,615	30,861	38,595	46,978	347,281

¹ Enforcement Actions refers to apprehensions or inadmissibles processed under CBP's immigration authority. Inadmissibles refers to individuals encountered at ports of entry who are seeking lawful admission into the United States but are determined to be inadmissible, individuals presenting themselves to seek humanitarian protection under our laws, and individuals who withdraw an application for admission and return to their countries of origin within a short timeframe. Apprehensions refers to the physical control or temporary detainment of a person who is not lawfully in the U.S. which may or may not result in an arrest.

² Expulsions refers to individuals encountered by USBP and OFO and expelled to the country of last transit or home country in the interest of public health under Title 42 U.S.C. 265.

[Back to CBP Enforcement Statistics \(/newsroom/stats/cbp-enforcement-statistics\)](/newsroom/stats/cbp-enforcement-statistics)

Office of Field Operations Monthly Enforcement Encounters 2020: Title 42 Expulsions and Title 8 Inadmissible Aliens


Office of Field Operations (OFO)	Enforcement Actions	MAR	APR	MAY	JUN	JUL	AUG	FY20 TD TOTAL
Southwest Border	Title 42 Expulsions ²	69	519	851	1,359	1,495	1,702	5,995
	Title 8 Inadmissibles ¹	3,985	405	793	854	900	1,028	48,508
	Total	4,054	924	1,644	2,213	2,395	2,730	54,503
Northern Border	Title 42 Expulsions ²	7	7	24	64	199	560	861
	Title 8 Inadmissibles ¹	3,577	463	369	778	668	1,776	27,620
	Total	3,584	470	393	842	867	2,336	28,481
Land Border Total	Title 42 Expulsions ²	76	526	875	1,423	1,694	2,262	6,856
	Title 8 Apprehensions ¹	7,562	868	1,162	1,632	1,568	2,804	76,128
OFO - Total Land Border Enforcement Encounters		7,638	1,394	2,037	3,055	3,262	5,066	82,984

²Expulsions refers to individuals encountered by USBP and OFO and expelled to the country of last transit or home country in the interest of public health under Title 42 U.S.C.

^{265.1} Enforcement Actions refers to apprehensions or inadmissibles processed under CBP's immigration authority. Inadmissibles refers to individuals encountered at ports of entry who are seeking lawful admission into the United States but are determined to be inadmissible, individuals presenting themselves to seek humanitarian protection under our laws, and individuals who withdraw an application for admission and return to their countries of origin within a short timeframe. Apprehensions refers to the physical control or temporary detainment of a person who is not lawfully in the U.S. which may or may not result in an arrest.

[Back to CBP Enforcement Statistics \(/newsroom/stats/cbp-enforcement-statistics\)](/newsroom/stats/cbp-enforcement-statistics)

Last modified: September 4, 2020

 Share This Page.