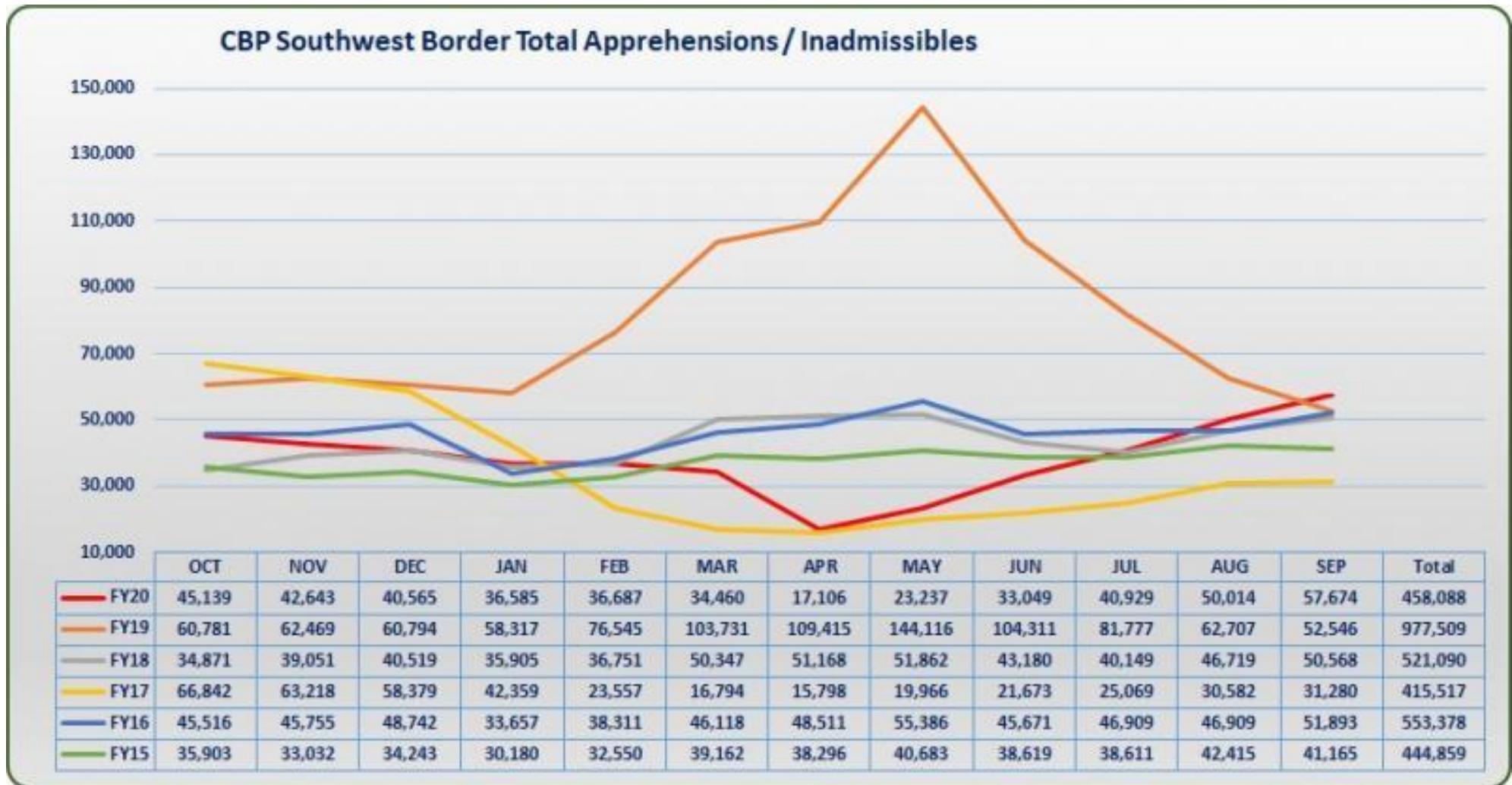
 Official website of the Department of Homeland Security



(/)

U.S. Customs and
Border Protection
(/)

Southwest Border Migration FY 2020



U.S. Border Patrol Southwest Border Encounters¹ FY 2020

USBP	Demographic	OCT	NOV	DEC	JAN	FEB	MAR	APR	MAY	JUN	JUL	AUG	SEPT	Total
Southwest Border	Unaccompanied Alien Child	2,841	3,308	3,223	2,680	3,070	2,974	712	966	1,603	2,426	2,998	3,756	30,557
	Family Units*	9,721	9,006	8,595	5,161	4,610	3,455	716	979	1,581	1,989	2,609	3,808	52,230

Single Adult	22,840	21,210	21,035	21,364	22,397	23,960	14,754	19,648	27,652	34,121	41,676	47,207	317,864
Southwest Border Total Apprehensions	35,402	33,524	32,853	29,205	30,077	30,389	16,182	21,593	30,836	38,536	47,283	54,771	400,651

*Family Unit represents the number of individuals (either a child under 18 years old, parent, or legal guardian) apprehended with a family member by the U.S. Border Patrol.

In Fiscal Year (FY) 2020, during the month of September, a total of 54,771 individuals were apprehended between ports of entry on our Southwest Border, compared to 47,283 in August and 38,536 in July. In FY19, a total of 851,508 individuals were apprehended between ports of entry on our Southwest Border.

¹ Beginning in March FY20, USBP Encounters statistics include both Title 8 Apprehensions and Title 42 Expulsions. To learn more, visit: [Title-8-and-Title-42-Statistics \(/newsroom/stats/cbp-enforcement-statistics/title-8-and-title-42-statistics\)](#)

For breakdown by Sector, visit [USBP Southwest Border Apprehensions by Sector \(/newsroom/stats/sw-border-migration/usbp-sw-border-apprehensions\)](#)

Office of Field Operations Southwest Border Encounters¹ FY 2020

Field Operations	Demographic	OCT	NOV	DEC	JAN	FEB	MAR	APR	MAY	JUN	JUL	AUG	SEPT	Total
Southwest Border	Unaccompanied Alien Child	360	369	416	396	420	247	29	42	88	83	105	127	2,682
	Family Units*	3,998	4,138	3,458	3,037	2,507	1,180	22	73	98	61	106	86	18,764
	Single Adults	5,277	4,559	3,777	3,914	3,645	2,604	855	1,499	1,971	2,181	2,419	2,603	35,304
	Accompanied Minor Child**	102	53	61	33	38	40	18	30	56	68	101	87	687
Southwest Border Total Inadmissibles		9,737	9,119	7,712	7,380	6,610	4,071	924	1,644	2,213	2,393	2,731	2,903	57,437

*Family Unit represents the number of individuals (either a child under 18 years old, parent, or legal guardian) deemed inadmissible with a family member by the Office of Field Operations.

**Accompanied Minor Child represents a child accompanied by a parent or legal guardian and the parent or legal guardian is either a U.S. Citizen, Lawful

In Fiscal Year (FY) 2020, during the month of September, a total of 2,903 people presenting themselves at ports of entry on the Southwest Border were deemed inadmissible compared to 2,731 in August and 2,393 in July. In FY 2019, 126,001 people presenting themselves at ports of entry on the Southwest Border were deemed inadmissible.

¹ Beginning in March FY20, OFO Encounters statistics include both Title 8 Inadmissibles and Title 42 Expulsions. To learn more, visit: [Title-8-and-Title-42-Statistics \(/newsroom/stats/cbp-enforcement-statistics/title-8-and-title-42-statistics\)](#)

OFO inadmissibility metrics include: individuals encountered at ports of entry who are seeking lawful admission into the United States but are determined to be inadmissible, individuals presenting themselves to seek humanitarian protection under our laws, and individuals who withdraw an application for admission and return to their countries of origin within a short timeframe.

For breakdown by Field Office, visit [Southwest Border Inadmissibles by Field Office \(/newsroom/stats/sw-border-migration/ofo-sw-border-inadmissibles\)](#).

Permanent Resident, or admissible alien, and the child is determined to be inadmissible.

Last modified: October 14, 2020

Tags: Statistics



Share This Page.

Nationwide Enforcement Encounters: Title 8 Enforcement Actions and Title 42 Expulsions

On March 21, 2020 the President, in accordance with Title 42 of the United States Code Section 265, determined that by reason of existence of COVID-19 in Mexico and Canada, there is a serious danger of the further introduction of COVID-19 into the United States; that prohibition on the introduction of persons or property, in whole or in part, from Mexico and Canada is required in the interest of public health. Under this order, CBP is prohibiting the entry of certain persons who potentially pose a health risk, either by virtue of being subject to previously announced travel restrictions or because they unlawfully entered the country to bypass health screening measures. To help prevent the introduction of COVID-19 into border facilities and into the United States, persons subject to the order will not be held in congregate areas for processing and instead will immediately be expelled to their country of last transit. In the event a person cannot be returned to the country of last transit, CBP works with interagency partners to secure expulsion to the person’s country of origin and hold the person for the shortest time possible. This order does not apply to persons who should be excepted based on considerations of law enforcement, officer and public safety, humanitarian, or public health interests. Expulsions under Title 42 are not based on immigration status and are tracked separately from immigration enforcement actions, such as apprehension or inadmissibility, that are regularly reported by CBP.

U.S. Border Patrol Monthly Enforcement Encounters 2020: Title 42 Expulsions and Title 8 Apprehensions

U.S. Border Patrol (USBP)	Enforcement Actions	MAR	APR	MAY	JUN	JUL	AUG	SEPT	FY20 TOTAL
Southwest Border	Title 42 Expulsions ²	7,081	15,003	20,044	28,470	35,376	42,742	48,327	197,043
	Title 8 Apprehensions ¹	23,308	1,179	1,549	2,366	3,160	4,541	6,444	203,608
	Total	30,389	16,182	21,593	30,836	38,536	47,283	54,771	400,651

Northern Border	Title 42 Expulsions ²	13	15	40	64	68	66	62	328
	Title 8 Apprehensions ¹	150	9	25	31	66	49	74	1,827
	Total	163	24	65	95	134	115	136	2,155
Land Border Total	Title 42 Expulsions ²	7,094	15,018	20,084	28,534	35,444	42,808	48,389	197,371
	Title 8 Apprehensions ¹	23,458	1,188	1,574	2,397	3,226	4,590	6,518	205,435
USBP - Total Land Border Enforcement Encounters		30,552	16,206	21,658	30,931	38,670	47,398	54,907	402,806

¹ Enforcement Actions refers to apprehensions or inadmissibles processed under CBP's immigration authority. Inadmissibles refers to individuals encountered at ports of entry who are seeking lawful admission into the United States but are determined to be inadmissible, individuals presenting themselves to seek humanitarian protection under our laws, and individuals who withdraw an application for admission and return to their countries of origin within a short timeframe. Apprehensions refers to the physical control or temporary detainment of a person who is not lawfully in the U.S. which may or may not result in an arrest.

² Expulsions refers to individuals encountered by USBP and OFO and expelled to the country of last transit or home country in the interest of public health under Title 42 U.S.C. 265.

[Back to CBP Enforcement Statistics \(/newsroom/stats/cbp-enforcement-statistics\)](/newsroom/stats/cbp-enforcement-statistics)

Office of Field Operations Monthly Enforcement Encounters 2020: Title 42 Expulsions and Title 8 Inadmissible Aliens

Office of Field Operations (OFO)	Enforcement Actions	MAR	APR	MAY	JUN	JUL	AUG	SEPT	FY20 TOTAL
Southwest Border	Title 42 Expulsions ²	69	519	851	1,359	1,495	1,711	1,740	7,744
	Title 8 Inadmissibles ¹	4,002	405	793	854	898	1,020	1,163	49,693
	Total	4,071	924	1,644	2,213	2,393	2,731	2,903	57,437
Northern Border	Title 42 Expulsions ²	7	7	24	64	199	561	806	1,668
	Title 8 Inadmissibles ¹	3,577	463	369	776	668	1,772	936	28,552
	Total	3,584	470	393	840	867	2,333	1,742	30,220
	Title 42 Expulsions ²	76	526	875	1,423	1,694	2,272	2,546	9,412


Land Border Total	¹								
	Title 8 Apprehensions	7,579	868	1,162	1,630	1,566	2,792	2,099	78,245
OFO - Total Land Border Enforcement Encounters	7,655	1,394	2,037	3,053	3,260	5,064	4,645	87,657	

¹ Enforcement Actions refers to apprehensions or inadmissibles processed under CBP’s immigration authority. Inadmissibles refers to individuals encountered at ports of entry who are seeking lawful admission into the United States but are determined to be inadmissible, individuals presenting themselves to seek humanitarian protection under our laws, and individuals who withdraw an application for admission and return to their countries of origin within a short timeframe. Apprehensions refers to the physical control or temporary detainment of a person who is not lawfully in the U.S. which may or may not result in an arrest.

² Expulsions refers to individuals encountered by USBP and OFO and expelled to the country of last transit or home country in the interest of public health under Title 42 U.S.C. 265.

[Back to CBP Enforcement Statistics \(/newsroom/stats/cbp-enforcement-statistics\)](/newsroom/stats/cbp-enforcement-statistics)

Last modified: October 14, 2020

 Share This Page.

 Official website of the Department of Homeland Security


(//)

U.S. Customs and Border Protection (/)

U.S. Border Patrol Southwest Border Apprehensions by Sector Fiscal Year 2020¹

Southwest Border Unaccompanied Alien Children (0-17 yr old) Encounters

Comparisons below reflect Fiscal Year (FY) 2019 compared to FY 2020.

Unaccompanied Alien Children Encounters by Sector			
Sector	FY19	FY20	% Change FY19 to FY20
Big Bend	779	526	-32%
Del Rio	3,621	2,199	-39%
El Centro	2,688	1,607	-40%
El Paso	16,159	4,835	-70%
Laredo	2,521	2,641	5%
Rio Grande	34,523	10,258	-70%
San Diego	3,335	1,855	-44%
Tucson	5,105	5,949	17%
Yuma	7,289	687	-91%
USBP Southwest Border Total	76,020	30,557	-60%

¹ Beginning in March FY20, USBP Encounters statistics include both Title 8 Apprehensions and Title 42 Expulsions. To learn more, visit: [Title-8-and-Title-42-Statistics \(/newsroom/stats/cbp-enforcement-statistics/title-8-and-title-42-statistics\)](#)

Southwest Border Family Unit* Encounters¹

Comparisons below reflect Fiscal Year (FY) 2019 compared to FY 2020.

Family Unit* Encounters by Sector			
Sector	FY19	FY20	% Change FY19 to FY20
Big Bend	2,931	382	-87%
Del Rio	32,835	7,703	-77%
El Centro	7,873	1,057	-87%
El Paso	132,909	10,555	-92%
Laredo	1,169	1,891	62%
Rio Grande	211,631	11,666	-94%
San Diego	16,174	5,005	-69%
Tucson	16,199	11,031	-32%
Yuma	51,961	2,940	-94%
USBP Southwest Border Total	473,682	52,230	-89%

***Note:** Family Unit represents the number of individuals (either a child under 18 years old, parent or legal guardian) apprehended with a family member by the U.S. Border Patrol.

¹ Beginning in March FY20, USBP Encounters statistics include both Title 8 Apprehensions and Title 42 Expulsions. To learn more, visit: [Title-8-and-Title-42-Statistics \(/newsroom/stats/cbp-enforcement-statistics/title-8-and-title-42-statistics\)](#)

Southwest Border Single Adult Encounters¹

Comparisons below reflect Fiscal Year (FY) 2019 compared to FY 2020.

Single Adult Encounters by Sector			
Sector	FY19	FY20	% Change FY19 to FY20

Big Bend	5,927	7,720	30%
Del Rio	20,813	30,440	46%
El Centro	24,577	24,828	1%
El Paso	33,075	39,006	18%
Laredo	34,688	46,893	35%
Rio Grande	92,981	68,282	-27%
San Diego	38,540	46,422	20%
Tucson	42,186	49,096	16%
Yuma	9,019	5,177	-43%
USBP Southwest Border Total	301,806	317,864	5%

¹ Beginning in March FY20, USBP Encounters statistics include both Title 8 Apprehensions and Title 42 Expulsions. To learn more, visit: [Title-8-and-Title-42-Statistics \(/newsroom/stats/cbp-enforcement-statistics/title-8-and-title-42-statistics\)](#)

Southwest Border Unaccompanied Alien Children Encounters¹ by Country

Numbers below reflect Fiscal Years 2014 - 2020.

Unaccompanied Alien Children Encounters by Country							
Country	FY14	FY15	FY16	FY17	FY18	FY19	FY20
El Salvador	16,404	9,389	17,512	9,143	4,949	12,021	2,189
Guatemala	17,057	13,589	18,913	14,827	22,327	30,329	8,390
Honduras	18,244	5,409	10,468	7,784	10,913	20,398	4,454
Mexico	15,634	11,012	11,926	8,877	10,136	10,487	14,359

¹ Beginning in March FY20, USBP Encounters statistics include both Title 8 Apprehensions and Title 42 Expulsions. To learn more, visit: [Title-8-and-Title-42-Statistics \(/newsroom/stats/cbp-enforcement-statistics/title-8-and-title-42-statistics\)](#)

Southwest Border Family Unit* Encounters¹ by Country

Numbers below reflect Fiscal Years 2016 - 2020.

--

Family Units* Encounters by Country					
Country	FY16	FY17	FY18	FY19	FY20
El Salvador	27,114	24,122	13,669	56,897	4,335
Guatemala	23,067	24,657	50,401	185,233	10,905
Honduras	20,226	22,366	39,439	188,416	10,485
Mexico	3,481	2,271	2,261	6,004	9,917

***Note:** Family Unit represents the number of individuals (either a child under 18 years old, parent or legal guardian) apprehended with a family member by the U.S. Border Patrol.

¹ Beginning in March FY20, USBP Encounters statistics include both Title 8 Apprehensions and Title 42 Expulsions. To learn more, visit: [Title-8-and-Title-42-Statistics \(/newsroom/stats/cbp-enforcement-statistics/title-8-and-title-42-statistics\)](#)

Southwest Border Single Adult Encounters¹ by Country

Numbers below reflect Fiscal Years 2016 - 2020.

Single Adult Encounters by Country					
Country	FY16	FY17	FY18	FY19	FY20
El Salvador	27,222	16,495	12,751	20,893	9,960
Guatemala	32,621	26,387	42,994	48,606	27,948
Honduras	22,258	17,110	26,161	44,981	25,152
Mexico	175,353	116,790	139,860	149,967	228,842

¹ Beginning in March FY20, USBP Encounters statistics include both Title 8 Apprehensions and Title 42 Expulsions. To learn more, visit: [Title-8-and-Title-42-Statistics \(/newsroom/stats/cbp-enforcement-statistics/title-8-and-title-42-statistics\)](#)

Southwest Border Family Unit Subject, Unaccompanied Alien Children, and Single Adult Apprehensions Fiscal Year 2020 - By Month


- FMUA: Family Unit Apprehensions
- UAC: Unaccompanied Alien Children
- SA: Single Adult

FY20 October		FY20 November	FY20 December	FY20 January	FY20 February	FY20 March	FY20 April	FY20 May	FY20 June
FY20 July		FY20 August	FY20 September						
FMUA		UAC		SA		TOTAL			
Sector	FY20 OCT		FY20 OCT		FY20 OCT		FY20 OCT		
Big Bend	100		33		520		653		
Del Rio	1,333		219		1,646		3,198		
El Centro	87		93		1,818		1,998		
El Paso	2,122		329		2,784		5,235		
Laredo	117		216		3,478		3,811		
Rio Grande	2,854		1,105		5,781		9,740		
San Diego	333		129		3,178		3,640		
Tucson	2,371		592		3,372		6,335		
Yum	404		125		264		793		
Southwest Border Total	9,721		2,841		22,840		35,402		

Back to Southwest Border Migration (/newsroom/stats/sw-border-migration)

Last modified: October 16, 2020

Tags: Statistics, Unaccompanied Alien Children (UAC), U.S. Border Patrol

 Share This Page.



U.S. Customs and
Border Protection
(/)

Southwest Border Inadmissibles by Field Office Fiscal Year 2020

Southwest Border Unaccompanied Alien Children (0-17 yr old) Encounters¹

Comparisons below reflect Fiscal Year (FY) 2019 compared to FY 2020.

Unaccompanied Alien Children by Field Office			
Field Office	FY 2019	FY 2020	% Change FY 2019 to FY 2020
El Paso	774	287	-63%
Laredo	819	900	10%
San Diego	2,264	1,287	-43%
Tucson	757	208	-73%
Southwest Border Total	4,614	2,682	-42%

¹ Beginning in March FY20, OFO Encounters statistics include both Title 8 Inadmissibles and Title 42 Expulsions. To learn more, visit: [Title-8-and-Title-42-Statistics](https://www.cbp.gov/newsroom/stats/cbp-enforcement-statistics/title-8-and-title-42-statistics) (<https://www.cbp.gov/newsroom/stats/cbp-enforcement-statistics/title-8-and-title-42-statistics>)

Southwest Border Family Unit* Encounters¹

Comparisons below reflect Fiscal Year (FY) 2019 compared to FY 2020.

Family Units by Field Office

Field Office	FY 2019	FY 2020	% Change FY 2019 to FY 2020
El Paso	13,047	3,835	-71%
Laredo	16,820	6,641	-61%
San Diego	13,558	4,676	-66%
Tucson	10,005	3,612	-64%
Southwest Border Total	53,430	18,764	-65%

*Family Unit represents the number of individuals (either a child under 18 years old, parent or legal guardian) deemed inadmissible with a family member by the Office of Field Operations.

¹ Beginning in March FY20, OFO Encounters statistics include both Title 8 Inadmissibles and Title 42 Expulsions. To learn more, visit: [Title-8-and-Title-42-Statistics \(/newsroom/stats/cbp-enforcement-statistics/title-8-and-title-42-statistics\)](#)

Southwest Border Accompanied Minor Child* Encounters¹

Comparisons below reflect Fiscal Year (FY) 2019 compared to FY 2020.

Accompanied Minor Children by Field Office			
Field Office	FY 2019	FY 2020	% Change FY 2019 to FY2020
El Paso	128	141	10%
Laredo	651	323	-50%
San Diego	84	116	38%
Tucson	88	107	22%
Southwest Border Total	951	687	-28%

*Accompanied Minor Child represents a child accompanied by a parent or legal guardian and the parent or legal guardian is either a U.S. Citizen, Lawful Permanent Resident or admissible alien, and the child is determined to be inadmissible.

¹ Beginning in March FY20, OFO Encounters statistics include both Title 8 Inadmissibles and Title 42 Expulsions. To learn more, visit: [Title-8-and-Title-42-Statistics \(/newsroom/stats/cbp-enforcement-statistics/title-8-and-title-42-statistics\)](#)

Southwest Border Single Adult Encounters¹

Comparisons below reflect Fiscal Year (FY) 2019 compared to FY 2020.

Single Adults by Field Office			
Field Office	FY 2019	FY 2020	% Change FY 2019 to FY 2020
El Paso	12,644	5,424	-57%
Laredo	29,625	12,597	-57%
San Diego	18,839	13,749	-27%
Tucson	5,898	3,534	-40%
Southwest Border Total	67,006	35,304	-47%

¹ Beginning in March FY20, OFO Encounters statistics include both Title 8 Inadmissibles and Title 42 Expulsions. To learn more, visit: [Title-8-and-Title-42-Statistics \(/newsroom/stats/cbp-enforcement-statistics/title-8-and-title-42-statistics\)](#)

Southwest Border Unaccompanied Alien Children Encounters¹ by Fiscal Year

Numbers below reflect Fiscal Years 2017 - 2020.

Unaccompanied Alien Children by Country				
Country	FY 2017	FY 2018	FY 2019	FY 2020
El Salvador	1,721	833	144	184
Guatemala	2,829	3,691	667	148
Honduras	1,173	1,655	531	322
Mexico	1,556	2,210	2,952	1,933

¹ Beginning in March FY20, OFO Encounters statistics include both Title 8 Inadmissibles and Title 42 Expulsions. To learn more, visit: [Title-8-and-Title-42-Statistics \(/newsroom/stats/cbp-enforcement-statistics/title-8-and-title-42-statistics\)](#)

Southwest Border Family Unit* Encounters¹ by Fiscal Year

Numbers below reflect Fiscal Years 2017 - 2020.

Family Unit by Country				
Country	FY 2017	FY 2018	FY 2019	FY 2020
El Salvador	4,577	3,738	1,460	244
Guatemala	6,789	12,185	4,452	244
Honduras	4,246	8,327	4,812	669
Mexico	10,628	21,411	30,099	14,346

*Family Unit represents the number of individuals (either a child under 18 years old, parent or legal guardian) deemed inadmissible with a family member by the Office of Field Operations.

¹ Beginning in March FY20, OFO Encounters statistics include both Title 8 Inadmissibles and Title 42 Expulsions. To learn more, visit: [Title-8-and-Title-42-Statistics \(/newsroom/stats/cbp-enforcement-statistics/title-8-and-title-42-statistics\)](#)

Southwest Border Accompanied Minor Child* Encounters¹ by Fiscal Year

Numbers below reflect Fiscal Years 2017 - 2020.

Accompanied Minor Children by Country				
Country	FY 2017	FY 2018	FY 2019	FY 2020
El Salvador	24	14	6	4
Guatemala	46	85	13	9
Honduras	34	58	18	14
Mexico	940	1,184	872	595

*Accompanied Minor Child represents a child accompanied by a parent or legal guardian and the parent or legal guardian is either a U.S. Citizen, Lawful Permanent Resident or admissible alien, and the child is determined to be inadmissible.

¹ Beginning in March FY20, OFO Encounters statistics include both Title 8 Inadmissibles and Title 42 Expulsions. To learn more, visit: [Title-8-and-Title-42-Statistics \(/newsroom/stats/cbp-enforcement-statistics/title-8-and-title-42-statistics\)](#)

Southwest Border Single Adult Encounters¹ by Fiscal Year

Numbers below reflect Fiscal Years 2017 - 2020.

Single Adults by Country				
Country	FY 2017	FY 2018	FY 2019	FY 2020
El Salvador	1,020	1,088	934	249
Guatemala	1,100	1,648	898	410
Honduras	917	1,719	1,966	447
Mexico	41,044	45,525	36,697	27,719

¹ Beginning in March FY20, OFO Encounters statistics include both Title 8 Inadmissibles and Title 42 Expulsions. To learn more, visit: [Title-8-and-Title-42-Statistics \(/newsroom/stats/cbp-enforcement-statistics/title-8-and-title-42-statistics\)](#)

Southwest Border Encounters¹ Fiscal Year 2020 - By Month

¹ Beginning in March FY20, OFO Encounters statistics include both Title 8 Inadmissibles and Title 42 Expulsions. To learn more, visit: [Title-8-and-Title-42-Statistics \(/newsroom/stats/cbp-enforcement-statistics/title-8-and-title-42-statistics\)](#)

- FMUA: Family Unit Inadmissible
- UAC: Unaccompanied Alien Children
- AMC: Accompanied Minor Child
- SA: Single Adult


FY20 October						FY20 November		FY20 December		FY20 January		FY20 February		FY20 March		FY20 April		FY20 May		FY20 June	
FY20 July						FY20 August		FY20 September													
FMUA						UAC		AMC		SA		TOTAL									
Field Offices						FY 2020 OCT		FY 2020 OCT		FY 2020 OCT		FY 2020 OCT		FY 2020 OCT		FY 2020 OCT		FY 2020 OCT		FY 2020 OCT	
El Paso						838		47		11		955		1,851							
Laredo						1,370		140		58		2,216		3,784							

San Diego	1,020	131	22	1,506	2,679
Tucson	770	42	11	600	1,423
Total	3,998	360	102	5,277	9,737

Back to Southwest Border Migration (/newsroom/stats/sw-border-migration)

Last modified: October 14, 2020

Tags: Statistics, Unaccompanied Alien Children (UAC), Port Security

 Share This Page.