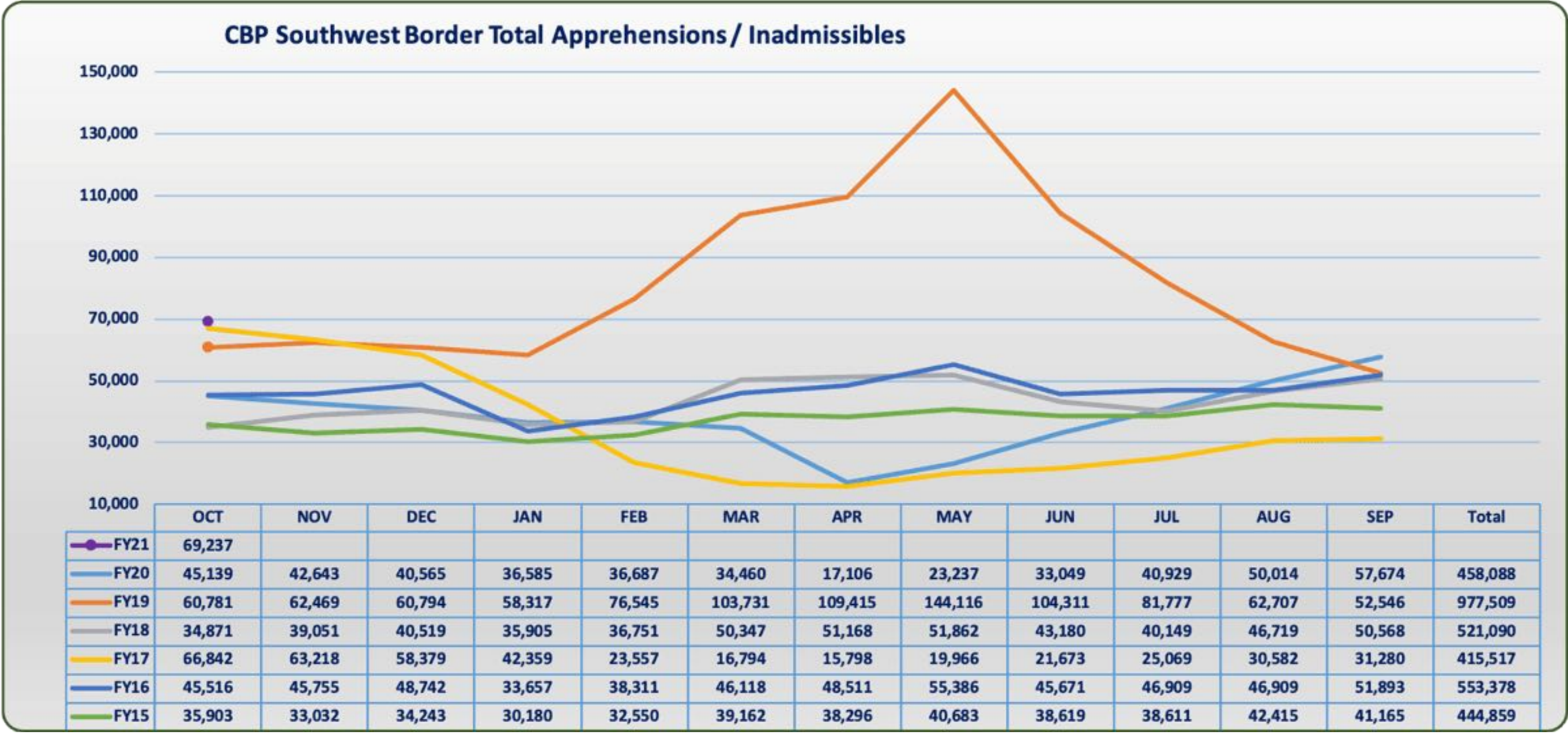
 Official website of the Department of Homeland Security



(/)

U.S. Customs and
Border Protection
(/)

Southwest Border Migration



1
U.S. Border Patrol Southwest Border Encounters TD2021

USBP	Demographic	OCT	Total
Southwest Border	Unaccompanied Alien Child	4,630	4,630
	Family Units*	4,501	4,501
	Single Adult	57,206	57,206
Southwest Border Total Apprehensions		66,337	66,337

*Family Unit represents the number of individuals (either a child under 18 years old, parent, or legal guardian) apprehended with a family member by the U.S. Border Patrol.

In Fiscal Year (FY) 2021, during the month of October, a total of 66,337 individuals were apprehended between ports of entry on our Southwest Border, compared to 54,771 in September and 47,283 in August. In FY20, a total of 400,651 individuals were apprehended between ports of entry on our Southwest Border.

¹ Beginning in March FY20, USBP Encounters statistics include both Title 8 Apprehensions and Title 42 Expulsions. To learn more, visit: [Title-8-and-Title-42-Statistics \(/newsroom/stats/cbp-enforcement-statistics/title-8-and-title-42-statistics\)](#)

For breakdown by Sector, visit [USBP Southwest Border Apprehensions by Sector \(/newsroom/stats/sw-border-migration/usbp-sw-border-apprehensions\)](#)

Office of Field Operations Southwest Border Encounters¹ TD2021

Field Operations	Demographic	OCT	Total
Southwest Border	Unaccompanied Alien Child	134	134
	Family Units*	113	113
	Single Adults	2,547	2,547
	Accompanied Minor Child**	106	106
Southwest Border Total Inadmissibles		2,900	2,900

*Family Unit represents the number of individuals (either a child under 18 years old, parent, or legal guardian) deemed inadmissible with a family member by the Office of Field Operations.

**Accompanied Minor Child represents a child accompanied by a parent or legal guardian and the parent or legal guardian is either a U.S. Citizen, Lawful

In Fiscal Year (FY) 2021, during the month of October, a total of 2,900 people presenting themselves at ports of entry on the Southwest Border were deemed inadmissible compared to 2,903 in September and 2,731 in August. In FY 2020, 57,437 people presenting themselves at ports of entry on the Southwest Border were deemed inadmissible.

¹ Beginning in March FY20, OFO Encounters statistics include both Title 8 Inadmissibles and Title 42 Expulsions. To learn more, visit: [Title-8-and-Title-42-Statistics \(/newsroom/stats/cbp-enforcement-statistics/title-8-and-title-42-statistics\)](#)

OFO inadmissibility metrics include: individuals encountered at ports of entry who are seeking lawful admission into the United States but are determined to be inadmissible, individuals presenting themselves to seek humanitarian protection under our laws, and individuals who withdraw an application for admission and return to their countries of origin within a short timeframe.

For breakdown by Field Office, visit [Southwest Border Inadmissibles by Field Office \(/newsroom/stats/sw-border-migration/of0-sw-border-inadmissibles\)](#).

Permanent Resident, or admissible alien, and the child is determined to be inadmissible.

Last modified: November 19, 2020

Tags: Statistics



Share This Page.

U.S. Border Patrol Southwest Border Apprehensions by Sector

 [Printer-friendly version \(https://www.cbp.gov/print/365977\)](https://www.cbp.gov/print/365977)

Southwest Border Unaccompanied Alien Children (0-17 yr old) Encounters¹

Comparisons below reflect YTD2020 compared to YTD2021.

Unaccompanied Alien Children Encounters by Sector			
Sector	FY20 TD OCT	FY21 TD OCT	% Change FY20 TD OCT to FY20 TD OCT
Big Bend	33	79	139%
Del Rio	219	391	79%
El Centro	93	210	126%
El Paso	329	664	102%
Laredo	216	323	50%
Rio Grande	1,105	1,836	66%
San Diego	129	209	62%
Tucson	592	854	44%
Yuma	125	64	-49%
USBP Southwest Border Total	2,841	4,630	63%

¹ Beginning in March FY20, USBP Encounters statistics include both Title 8 Apprehensions and Title 42 Expulsions. To learn more, visit: [Title-8-and-Title-42-Statistics \(/newsroom/stats/cbp-enforcement-statistics/title-8-and-title-42-statistics\)](#)

Southwest Border Family Unit* Encounters¹

Comparisons below reflect YTD2020 compared to YTD2021.

Family Unit* Encounters by Sector			
Sector	FY20 TD OCT	FY21 TD OCT	% Change FY20 TD OCT to FY21 TD OCT
Big Bend	100	28	-72%
Del Rio	1,333	1,107	-17%
El Centro	87	11	-87%
El Paso	2,122	714	-66%
Laredo	117	336	187%
Rio Grande	2,854	1,414	-50%
San Diego	333	260	-22%
Tucson	2,371	474	-80%
Yuma	404	157	-61%
USBP Southwest Border Total	9,721	4,501	-54%

***Note:** Family Unit represents the number of individuals (either a child under 18 years old, parent or legal guardian) apprehended with a family member by the U.S. Border Patrol.

¹ Beginning in March FY20, USBP Encounters statistics include both Title 8 Apprehensions and Title 42 Expulsions. To learn more, visit: [Title-8-and-Title-42-Statistics \(/newsroom/stats/cbp-enforcement-statistics/title-8-and-title-42-statistics\)](#)

Southwest Border Single Adult Encounters¹

Comparisons below reflect TD2020 compared to TD2021.

Single Adult Encounters by Sector			
Sector	FY20 TD OCT	FY21 TD OCT	% Change FY20 TD OCT to FY21 TD OCT

Big Bend	520	1,417	173%
Del Rio	1,646	6,358	286%
El Centro	1,818	3,584	97%
El Paso	2,783	7,347	164%
Laredo	3,478	7,766	123%
Rio Grande	5,781	14,324	148%
San Diego	3,178	6,058	91%
Tucson	3,372	9,791	190%
Yuma	264	561	113%
USBP Southwest Border Total	22,840	57,206	150%

¹ Beginning in March FY20, USBP Encounters statistics include both Title 8 Apprehensions and Title 42 Expulsions. To learn more, visit: [Title-8-and-Title-42-Statistics \(/newsroom/stats/cbp-enforcement-statistics/title-8-and-title-42-statistics\)](#)

Southwest Border Unaccompanied Alien Children Encounters¹ by Country

Numbers below reflect Fiscal Years 2015 - YTD2021.

Unaccompanied Alien Children Encounters by Country							
Country	FY15	FY16	FY17	FY18	FY19	FY20	FY21 TD OCT
El Salvador	9,389	17,512	9,143	4,949	12,021	2,189	334
Guatemala	13,589	18,913	14,827	22,327	30,329	8,390	1,082
Honduras	5,409	10,468	7,784	10,913	20,398	4,454	773
Mexico	11,012	11,926	8,877	10,136	10,487	14,359	2,291

¹ Beginning in March FY20, USBP Encounters statistics include both Title 8 Apprehensions and Title 42 Expulsions. To learn more, visit: [Title-8-and-Title-42-Statistics \(/newsroom/stats/cbp-enforcement-statistics/title-8-and-title-42-statistics\)](#)

Southwest Border Family Unit* Encounters¹ by Country

Numbers below reflect Fiscal Years 2016 - YTD2021.

--

Family Units* Encounters by Country

Country	FY16	FY17	FY18	FY19	FY20	FY21 TD OCT
El Salvador	27,114	24,122	13,669	56,897	4,335	518
Guatemala	23,067	24,657	50,401	185,233	10,905	782
Honduras	20,226	22,366	39,439	188,416	10,485	1,102
Mexico	3,481	2,271	2,261	6,004	9,917	1,099

***Note:** Family Unit represents the number of individuals (either a child under 18 years old, parent or legal guardian) apprehended with a family member by the U.S. Border Patrol.

¹ Beginning in March FY20, USBP Encounters statistics include both Title 8 Apprehensions and Title 42 Expulsions. To learn more, visit: [Title-8-and-Title-42-Statistics \(/newsroom/stats/cbp-enforcement-statistics/title-8-and-title-42-statistics\)](#)

Southwest Border Single Adult Encounters¹ by Country

Numbers below reflect Fiscal Years 2016 - YTD2021.

Single Adult Encounters by Country

Country	FY16	FY17	FY18	FY19	FY20	FY21 TD OCT
El Salvador	27,222	16,495	12,751	20,893	9,960	2,072
Guatemala	32,621	26,387	42,994	48,606	27,948	7,055
Honduras	22,258	17,110	26,161	44,981	25,152	5,219
Mexico	175,353	116,790	139,860	149,967	228,842	38,681

¹ Beginning in March FY20, USBP Encounters statistics include both Title 8 Apprehensions and Title 42 Expulsions. To learn more, visit: [Title-8-and-Title-42-Statistics \(/newsroom/stats/cbp-enforcement-statistics/title-8-and-title-42-statistics\)](#)


Southwest Border Family Unit Subject, Unaccompanied Alien Children, and Single Adult Apprehensions Fiscal Year 2021 - By Month


- FMUA: Family Unit Apprehensions
- UAC: Unaccompanied Alien Children
- SA: Single Adult


➤ **Expand All**

➤ October

Tags: Statistics, Unaccompanied Alien Children (UAC), U.S. Border Patrol

 Share This Page.

 Official website of the Department of Homeland Security



(/)

U.S. Customs and
Border Protection

(/)

Nationwide Enforcement Encounters: Title 8 Enforcement Actions and Title 42 Expulsions

On March 21, 2020 the President, in accordance with Title 42 of the United States Code Section 265, determined that by reason of existence of COVID-19 in Mexico and Canada, there is a serious danger of the further introduction of COVID-19 into the United States; that prohibition on the introduction of persons or property, in whole or in part, from Mexico and Canada is required in the interest of public health. Under this order, CBP is prohibiting the entry of certain persons who potentially pose a health risk, either by virtue of being subject to previously announced travel restrictions or because they unlawfully entered the country to bypass health screening measures. To help prevent the introduction of COVID-19 into border facilities and into the United States, persons subject to the order will not be held in congregate areas for processing and instead will immediately be expelled to their country of last transit. In the event a person cannot be returned to the country of last transit, CBP works with interagency partners to secure expulsion to the person’s country of origin and hold the person for the shortest time possible. This order does not apply to persons who should be excepted based on considerations of law enforcement, officer and public safety, humanitarian, or public health interests. Expulsions under Title 42 are not based on immigration status and are tracked separately from immigration enforcement actions, such as apprehension or inadmissibility, that are regularly reported by CBP.

U.S. Border Patrol Monthly Enforcement Encounters 2021: Title 42 Expulsions and Title 8 Apprehensions

U.S. Border Patrol (USBP)	Enforcement Actions	OCT	YTD 21 TOTAL
Southwest Border	Title 42 Expulsions ²	59,683	59,683
	Title 8 Apprehensions ¹	6,654	6,654
	Total	66,337	66,337
	Title 42 Expulsions ²	27	27

Northern Border	Title 8 Apprehensions ¹	43	43
	Total	70	70
Land Border Total	Title 42 Expulsions ²	59,710	59,710
	Title 8 Apprehensions ¹	6,697	6,697
USBP - Total Land Border Enforcement Encounters		66,407	66,407

¹ Enforcement Actions refers to apprehensions or inadmissibles processed under CBP's immigration authority. Inadmissibles refers to individuals encountered at ports of entry who are seeking lawful admission into the United States but are determined to be inadmissible, individuals presenting themselves to seek humanitarian protection under our laws, and individuals who withdraw an application for admission and return to their countries of origin within a short timeframe. Apprehensions refers to the physical control or temporary detainment of a person who is not lawfully in the U.S. which may or may not result in an arrest.

² Expulsions refers to individuals encountered by USBP and OFO and expelled to the country of last transit or home country in the interest of public health under Title 42 U.S.C. 265.

[Back to CBP Enforcement Statistics \(/newsroom/stats/cbp-enforcement-statistics\)](/newsroom/stats/cbp-enforcement-statistics)

Office of Field Operations Monthly Enforcement Encounters 2021: Title 42 Expulsions and Title 8 Inadmissible Aliens

Office of Field Operations (OFO)	Enforcement Actions	OCT	YTD 21 TOTAL
Southwest Border	Title 42 Expulsions ²	1,897	1,897
	Title 8 Inadmissibles ¹	1,003	1,003
	Total	2,900	2,900
Northern Border	Title 42 Expulsions ²	869	869
	Title 8 Inadmissibles ¹	1,717	1,717
	Total	2,586	2,586
Land Border Total	Title 42 Expulsions ²	2,766	2,766
	Title 8 Apprehensions ¹	2,720	2,720
OFO - Total Land Border Enforcement Encounters		5,486	5,486

¹ Enforcement Actions refers to apprehensions or inadmissibles processed under CBP's immigration authority. Inadmissibles refers to individuals encountered at ports of entry who are seeking lawful admission into the United States but are determined to be inadmissible, individuals presenting themselves to seek humanitarian protection under our laws, and individuals who withdraw an application for admission and return to their countries of origin within a short timeframe. Apprehensions refers to the physical control or temporary detainment of a person who is not lawfully in the U.S. which may or may not result in an arrest.

² Expulsions refers to individuals encountered by USBP and OFO and expelled to the country of last transit or home country in the interest of public health under Title 42 U.S.C. 265.

[Back to CBP Enforcement Statistics \(/newsroom/stats/cbp-enforcement-statistics\)](/newsroom/stats/cbp-enforcement-statistics)

Last modified: November 19, 2020

Tags: [Statistics](#), [Port Security](#), [U.S. Border Patrol](#)



Share This Page.

Southwest Border Inadmissibles by Field Office

 [Printer-friendly version \(https://www.cbp.gov/print/365983\)](https://www.cbp.gov/print/365983)

Southwest Border Unaccompanied Alien Children (0-17 yr old) Encounters¹

Comparisons below reflect Year to Date (YTD) 2020 compared to YTD 2021.

Unaccompanied Alien Children by Field Office			
Field Office	FY20 TD OCT	FY21 TD OCT	% Change FY20 TD OCT to FY21 TD OCT
El Paso	47	13	-72%
Laredo	140	24	-83%
San Diego	131	79	-40%
Tucson	42	18	-57%
Southwest Border Total	360	134	-63%

¹ Beginning in March FY20, OFO Encounters statistics include both Title 8 Inadmissibles and Title 42 Expulsions. To learn more, visit: [Title-8-and-Title-42-Statistics \(https://www.cbp.gov/newsroom/stats/cbp-enforcement-statistics/title-8-and-title-42-statistics\)](https://www.cbp.gov/newsroom/stats/cbp-enforcement-statistics/title-8-and-title-42-statistics)

Southwest Border Family Unit* Encounters¹

Comparisons below reflect YTD 2020 compared to YTD 2021.

--

Family Units by Field Office			
Field Office	FY20 TD OCT	FY21 TD OCT	% Change FY20 TD OCT to FY21 TD OCT
El Paso	838	2	-100%
Laredo	1,370	23	-98%
San Diego	1,020	56	-95%
Tucson	770	32	-96%
Southwest Border Total	3,998	113	-97%

*Family Unit represents the number of individuals (either a child under 18 years old, parent or legal guardian) deemed inadmissible with a family member by the Office of Field Operations.

¹ Beginning in March FY20, OFO Encounters statistics include both Title 8 Inadmissibles and Title 42 Expulsions. To learn more, visit: [Title-8-and-Title-42-Statistics \(/newsroom/stats/cbp-enforcement-statistics/title-8-and-title-42-statistics\)](#)

Southwest Border Accompanied Minor Child* Encounters¹

Comparisons below reflect YTD 2020 compared to YTD 2021.

Accompanied Minor Children by Field Office			
Field Office	FY20 TD OCT	FY21 TD OCT	% Change FY20 TD OCT to FY21 TD OCT
El Paso	11	39	255%
Laredo	58	19	-67%
San Diego	22	36	64%
Tucson	11	12	9%
Southwest Border Total	102	106	4%

*Accompanied Minor Child represents a child accompanied by a parent or legal guardian and the parent or legal guardian is either a U.S. Citizen, Lawful Permanent Resident or admissible alien, and the child is determined to be inadmissible.

¹ Beginning in March FY20, OFO Encounters statistics include both Title 8 Inadmissibles and Title 42 Expulsions. To learn more, visit: [Title-8-and-Title-42-Statistics \(/newsroom/stats/cbp-enforcement-statistics/title-8-and-title-42-statistics\)](#)

Southwest Border Single Adult Encounters¹

Comparisons below reflect YTD 2020 compared to YTD 2021.

Single Adults by Field Office			
Field Office	FY20 TD OCT	FY21 TD OCT	% Change FY20 TD OCT to FY21 TD OCT
El Paso	955	318	-67%
Laredo	2,216	603	-73%
San Diego	1,506	1,390	-8%
Tucson	600	236	-61%
Southwest Border Total	5,277	2,547	-52%

¹ Beginning in March FY20, OFO Encounters statistics include both Title 8 Inadmissibles and Title 42 Expulsions. To learn more, visit: [Title-8-and-Title-42-Statistics \(/newsroom/stats/cbp-enforcement-statistics/title-8-and-title-42-statistics\)](#)

Southwest Border Unaccompanied Alien Children Encounters¹ by Fiscal Year

Numbers below reflect Fiscal Years 2017 - YTD2021.

Unaccompanied Alien Children by Country					
Country	FY 2017	FY 2018	FY 2019	FY 2020	FY 2021 TD OCT
El Salvador	1,721	833	144	184	4
Guatemala	2,829	3,691	667	148	7
Honduras	1,173	1,655	531	322	4
Mexico	1,556	2,210	2,952	1,933	117

¹ Beginning in March FY20, OFO Encounters statistics include both Title 8 Inadmissibles and Title 42 Expulsions. To learn more, visit: [Title-8-and-Title-42-Statistics \(/newsroom/stats/cbp-enforcement-statistics/title-8-and-title-42-statistics\)](#)

Southwest Border Family Unit* Encounters¹ by Fiscal Year

Numbers below reflect Fiscal Years 2017 - YTD 2021.

Family Unit by Country					
Country	FY 2017	FY 2018	FY 2019	FY 2020	FY 2021 TD OCT
El Salvador	4,577	3,738	1,460	244	0
Guatemala	6,789	12,185	4,452	244	6
Honduras	4,246	8,327	4,812	669	0
Mexico	10,628	21,411	30,099	14,346	88

*Family Unit represents the number of individuals (either a child under 18 years old, parent or legal guardian) deemed inadmissible with a family member by the Office of Field Operations.

¹ Beginning in March FY20, OFO Encounters statistics include both Title 8 Inadmissibles and Title 42 Expulsions. To learn more, visit: [Title-8-and-Title-42-Statistics \(/newsroom/stats/cbp-enforcement-statistics/title-8-and-title-42-statistics\)](#)

Southwest Border Accompanied Minor Child¹ Encounters¹ by Fiscal Year

Numbers below reflect Fiscal Years 2017 - YTD 2021.

Accompanied Minor Children by Country					
Country	FY 2017	FY 2018	FY 2019	FY 2020	FY 2021 TD OCT
El Salvador	24	14	6	4	1
Guatemala	46	85	13	9	12
Honduras	34	58	18	14	4
Mexico	940	1,184	872	595	84

*Accompanied Minor Child represents a child accompanied by a parent or legal guardian and the parent or legal guardian is either a U.S. Citizen, Lawful Permanent Resident or admissible alien, and the child is determined to be inadmissible.

¹ Beginning in March FY20, OFO Encounters statistics include both Title 8 Inadmissibles and Title 42 Expulsions. To learn more, visit: [Title-8-and-Title-42-Statistics \(/newsroom/stats/cbp-enforcement-statistics/title-8-and-title-42-statistics\)](#)

Southwest Border Single Adult Encounters¹ by Fiscal Year

Numbers below reflect Fiscal Years 2017 - YTD 2021.

Single Adults by Country					
Country	FY 2017	FY 2018	FY 2019	FY 2020	FY 2021 TD OCT
El Salvador	1,020	1,088	934	249	24
Guatemala	1,100	1,648	898	410	42
Honduras	917	1,719	1,966	447	31
Mexico	41,044	45,525	36,697	27,719	2,364

¹ Beginning in March FY20, OFO Encounters statistics include both Title 8 Inadmissibles and Title 42 Expulsions. To learn more, visit: [Title-8-and-Title-42-Statistics \(/newsroom/stats/cbp-enforcement-statistics/title-8-and-title-42-statistics\)](#)

Southwest Border Encounters¹ Fiscal Year 2020 - By Month


¹ Beginning in March FY20, OFO Encounters statistics include both Title 8 Inadmissibles and Title 42 Expulsions. To learn more, visit: [Title-8-and-Title-42-Statistics \(/newsroom/stats/cbp-enforcement-statistics/title-8-and-title-42-statistics\)](#)

- FMUA: Family Unit Inadmissible
- UAC: Unaccompanied Alien Children
- AMC: Accompanied Minor Child
- SA: Single Adult

➤ Expand All

➤ October

Tags: Statistics, Unaccompanied Alien Children (UAC), Port Security

 Share This Page.