

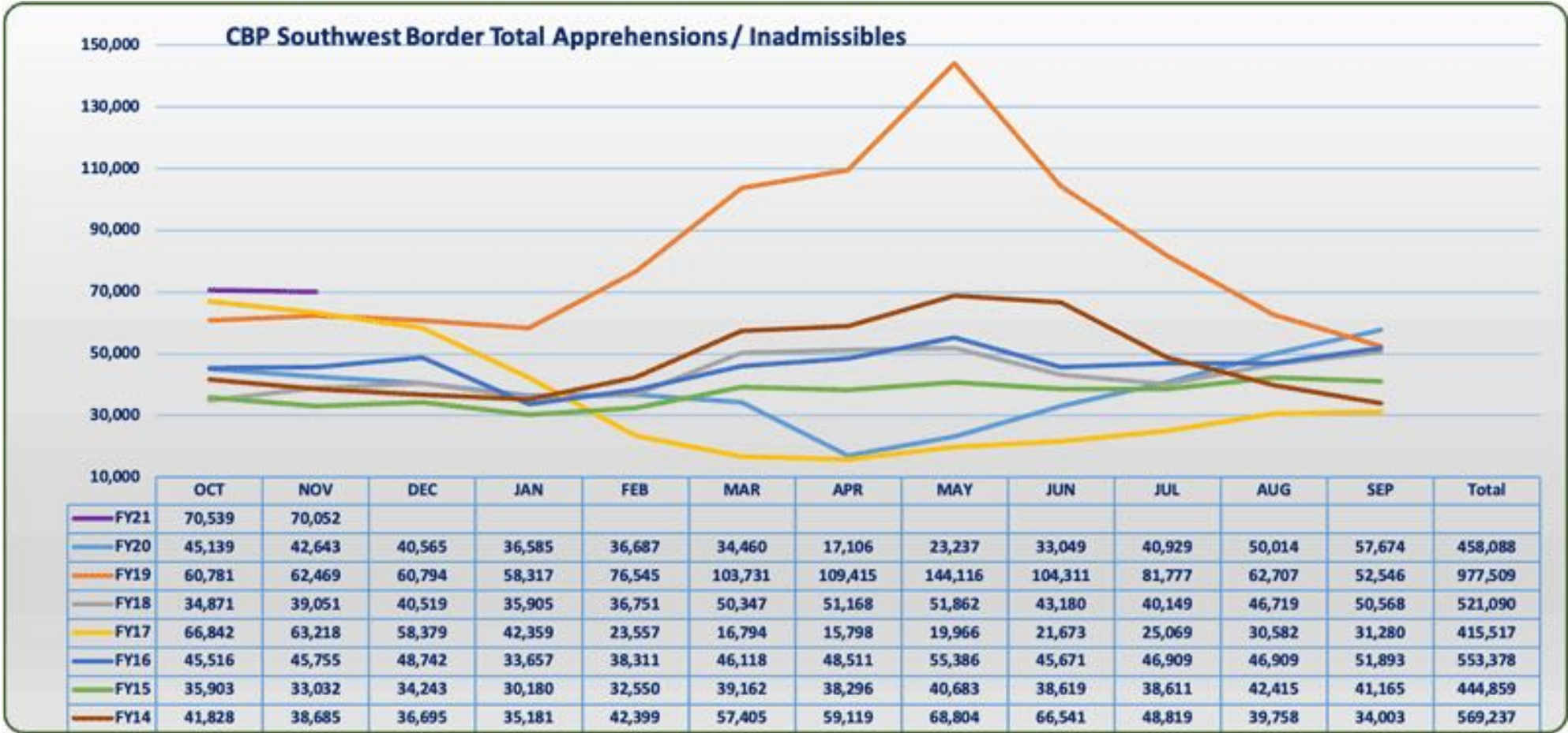
 Official website of the Department of Homeland Security



(/)

U.S. Customs and  
Border Protection  
(/)

# Southwest Border Migration



U.S. Border Patrol Southwest Border Encounters<sup>1</sup> TD2021

USBP	Demographic	OCT	NOV	Total
Southwest Border	Unaccompanied Alien Child	4,661	4,467	9,128
	Family Units*	4,556	4,121	8,677
	Single Adult	58,422	58,513	116,935
Southwest Border Total Apprehensions		67,639	67,101	134,740

\*Family Unit represents the number of individuals (either a child under 18 years old, parent, or legal guardian) apprehended with a family member by the U.S. Border Patrol.

**In Fiscal Year (FY) 2021, during the month of November, a total of 67,101 individuals were apprehended between ports of entry on our Southwest Border, compared to 67,639 in October and 54,771 in September.** In FY20, a total of 400,651 individuals were apprehended between ports of entry on our Southwest Border.

<sup>1</sup> Beginning in March FY20, USBP Encounters statistics include both Title 8 Apprehensions and Title 42 Expulsions. To learn more, visit: [Title-8-and-Title-42-Statistics \(/newsroom/stats/cbp-enforcement-statistics/title-8-and-title-42-statistics\)](/newsroom/stats/cbp-enforcement-statistics/title-8-and-title-42-statistics)

For breakdown by Sector, visit [USBP Southwest Border Apprehensions by Sector \(/newsroom/stats/sw-border-migration/usbp-sw-border-apprehensions\)](/newsroom/stats/sw-border-migration/usbp-sw-border-apprehensions)

## Office of Field Operations Southwest Border Encounters<sup>1</sup> TD2021

Field Operations	Demographic	OCT	NOV	Total
Southwest Border	Unaccompanied Alien Child	131	125	256
	Family Units*	113	130	243
	Single Adults	2,544	2,608	5,152
	Accompanied Minor Child**	112	88	200
Southwest Border Total Inadmissibles		2,900	2,951	5,851

\*Family Unit represents the number of individuals (either a child under 18 years old, parent, or legal guardian) deemed inadmissible with a family member by the Office of Field Operations.

\*\*Accompanied Minor Child represents a child accompanied by a parent or legal guardian and the parent or legal guardian is either a U.S. Citizen, Lawful

**In Fiscal Year (FY) 2021, during the month of November, a total of 2,951 people presenting themselves at ports of entry on the Southwest Border were deemed inadmissible compared to 2,900 in October and 2,903 in September.** In FY 2020, 57,437 people presenting themselves at ports of entry on the Southwest Border were deemed inadmissible.

<sup>1</sup> Beginning in March FY20, OFO Encounters statistics include both Title 8 Inadmissibles and Title 42 Expulsions. To learn more, visit: [Title-8-and-Title-42-Statistics \(/newsroom/stats/cbp-enforcement-statistics/title-8-and-title-42-statistics\)](/newsroom/stats/cbp-enforcement-statistics/title-8-and-title-42-statistics)

OFO inadmissibility metrics include: individuals encountered at ports of entry who are seeking lawful admission into the United States but are determined to be inadmissible, individuals presenting themselves to seek humanitarian protection under our laws, and individuals who withdraw an application for admission and return to their countries of origin within a short timeframe.


For breakdown by Field Office, visit [Southwest Border Inadmissibles by Field Office \(/newsroom/stats/sw-border-migration/of0-sw-border-inadmissibles\)](/newsroom/stats/sw-border-migration/of0-sw-border-inadmissibles).


Permanent Resident, or admissible alien, and the child is determined to be inadmissible.

**Last modified:** December 14, 2020

**Tags:** Statistics

 Share This Page.

 Official website of the Department of Homeland Security

  
(/)

U.S. Customs and  
Border Protection  
(/)

# Nationwide Enforcement Encounters: Title 8 Enforcement Actions and Title 42 Expulsions

On March 21, 2020 the President, in accordance with Title 42 of the United States Code Section 265, determined that by reason of existence of COVID-19 in Mexico and Canada, there is a serious danger of the further introduction of COVID-19 into the United States; that prohibition on the introduction of persons or property, in whole or in part, from Mexico and Canada is required in the interest of public health. Under this order, CBP is prohibiting the entry of certain persons who potentially pose a health risk, either by virtue of being subject to previously announced travel restrictions or because they unlawfully entered the country to bypass health screening measures. To help prevent the introduction of COVID-19 into border facilities and into the United States, persons subject to the order will not be held in congregate areas for processing and instead will immediately be expelled to their country of last transit. In the event a person cannot be returned to the country of last transit, CBP works with interagency partners to secure expulsion to the person’s country of origin and hold the person for the shortest time possible. This order does not apply to persons who should be excepted based on considerations of law enforcement, officer and public safety, humanitarian, or public health interests. Expulsions under Title 42 are not based on immigration status and are tracked separately from immigration enforcement actions, such as apprehension or inadmissibility, that are regularly reported by CBP.

## U.S. Border Patrol Monthly Enforcement Encounters 2021: Title 42 Expulsions and Title 8 Apprehensions

U.S. Border Patrol (USBP)	Enforcement Actions	OCT	NOV	YTD 21 TOTAL
Southwest Border	Title 42 Expulsions <sup>2</sup>	61,315	58,094	119,409
	Title 8 Apprehensions <sup>1</sup>	6,324	9,007	15,331
	Total	67,639	67,101	134,740
	Title 42 Expulsions <sup>2</sup>	27	64	91

<b>Northern Border</b>	Title 8 Apprehensions <sup>1</sup>	47	26	73
	<b>Total</b>	<b>74</b>	<b>90</b>	<b>164</b>
<b>Land Border Total</b>	Title 42 Expulsions <sup>2</sup>	61,342	58,158	119,500
	Title 8 Apprehensions <sup>1</sup>	6,371	9,033	15,404
<b>USBP - Total Land Border Enforcement Encounters</b>		<b>67,713</b>	<b>67,191</b>	<b>134,904</b>

<sup>1</sup> Enforcement Actions refers to apprehensions or inadmissibles processed under CBP's immigration authority. Inadmissibles refers to individuals encountered at ports of entry who are seeking lawful admission into the United States but are determined to be inadmissible, individuals presenting themselves to seek humanitarian protection under our laws, and individuals who withdraw an application for admission and return to their countries of origin within a short timeframe. Apprehensions refers to the physical control or temporary detainment of a person who is not lawfully in the U.S. which may or may not result in an arrest.

<sup>2</sup> Expulsions refers to individuals encountered by USBP and OFO and expelled to the country of last transit or home country in the interest of public health under Title 42 U.S.C. 265.

[Back to CBP Enforcement Statistics \(/newsroom/stats/cbp-enforcement-statistics\)](/newsroom/stats/cbp-enforcement-statistics)

## Office of Field Operations Monthly Enforcement Encounters 2021: Title 42 Expulsions and Title 8 Inadmissible Aliens

Office of Field Operations (OFO)	Enforcement Actions	OCT	NOV	YTD 21 TOTAL
<b>Southwest Border</b>	Title 42 Expulsions <sup>2</sup>	1,900	1,941	3,841
	Title 8 Inadmissibles <sup>1</sup>	1,000	1,010	2,010
	<b>Total</b>	<b>2,900</b>	<b>2,951</b>	<b>5,851</b>
<b>Northern Border</b>	Title 42 Expulsions <sup>2</sup>	878	515	1,393
	Title 8 Inadmissibles <sup>1</sup>	1,707	1,049	2,756
	<b>Total</b>	<b>2,585</b>	<b>1,564</b>	<b>4,149</b>
<b>Land Border Total</b>	Title 42 Expulsions <sup>2</sup>	2,778	2,456	5,234
	Title 8 Apprehensions <sup>1</sup>	2,707	2,059	4,766


OFO - Total Land Border Enforcement Encounters	5,485	4,515	10,000
--	-------	-------	--------


<sup>1</sup> Enforcement Actions refers to apprehensions or inadmissibles processed under CBP’s immigration authority. Inadmissibles refers to individuals encountered at ports of entry who are seeking lawful admission into the United States but are determined to be inadmissible, individuals presenting themselves to seek humanitarian protection under our laws, and individuals who withdraw an application for admission and return to their countries of origin within a short timeframe. Apprehensions refers to the physical control or temporary detainment of a person who is not lawfully in the U.S. which may or may not result in an arrest.


<sup>2</sup> Expulsions refers to individuals encountered by USBP and OFO and expelled to the country of last transit or home country in the interest of public health under Title 42 U.S.C. 265.

Back to **CBP Enforcement Statistics** (/newsroom/stats/cbp-enforcement-statistics)

**Last modified:** December 14, 2020  
**Tags:** Statistics, Port Security, U.S. Border Patrol

 Share This Page.

 Official website of the Department of Homeland Security

  
(/)

U.S. Customs and  
Border Protection  
(/)

# U.S. Border Patrol Southwest Border Apprehensions by Sector

 [Printer-friendly version \(https://www.cbp.gov/print/365977\)](https://www.cbp.gov/print/365977)

## Southwest Border Unaccompanied Alien Children (0-17 yr old) Encounters<sup>1</sup>

Comparisons below reflect YTD2020 compared to YTD2021.

Unaccompanied Alien Children Encounters by Sector			
Sector	FY20 TD NOV	FY21 TD NOV	% Change FY20 TD NOV to FY20 TD NOV
Big Bend	88	167	90%
Del Rio	445	836	88%
El Centro	209	368	76%
El Paso	791	1,322	67%
Laredo	474	633	34%
Rio Grande	2,314	3,496	51%
San Diego	299	408	36%
Tucson	1,333	1,715	29%
Yuma	196	183	-7%
<b>USBP Southwest Border Total</b>	<b>6,149</b>	<b>9,128</b>	<b>48%</b>



<sup>1</sup> Beginning in March FY20, USBP Encounters statistics include both Title 8 Apprehensions and Title 42 Expulsions. To learn more, visit: [Title-8-and-Title-42-Statistics \(/newsroom/stats/cbp-enforcement-statistics/title-8-and-title-42-statistics\)](#)

# Southwest Border Family Unit\* Encounters<sup>1</sup>

Comparisons below reflect YTD2020 compared to YTD2021.

Family Unit* Encounters by Sector			
Sector	FY20 TD NOV	FY21 TD NOV	% Change FY20 TD NOV to FY21 TD NOV
Big Bend	164	77	-53%
Del Rio	2,548	1,763	-31%
El Centro	227	86	-62%
El Paso	4,415	1,471	-67%
Laredo	207	702	239%
Rio Grande	4,948	2,760	-44%
San Diego	721	573	-21%
Tucson	4,672	918	-80%
Yuma	825	327	-60%
USBP Southwest Border Total	18,727	8,677	-54%

**\*Note:** Family Unit represents the number of individuals (either a child under 18 years old, parent or legal guardian) apprehended with a family member by the U.S. Border Patrol.

<sup>1</sup> Beginning in March FY20, USBP Encounters statistics include both Title 8 Apprehensions and Title 42 Expulsions. To learn more, visit: [Title-8-and-Title-42-Statistics \(/newsroom/stats/cbp-enforcement-statistics/title-8-and-title-42-statistics\)](#)

# Southwest Border Single Adult Encounters<sup>1</sup>

Comparisons below reflect TD2020 compared to TD2021.

Single Adult Encounters by Sector			
Sector	FY20 TD NOV	FY21 TD NOV	% Change FY20 TD NOV to FY21 TD NOV

Big Bend	927	2,902	213%
Del Rio	3,324	13,372	302%
El Centro	3,473	6,748	94%
El Paso	5,114	14,710	188%
Laredo	6,484	16,132	149%
Rio Grande	11,035	28,560	159%
San Diego	6,299	12,604	100%
Tucson	6,844	20,666	202%
Yuma	550	1,241	126%
<b>USBP Southwest Border Total</b>	44,050	116,935	165%

<sup>1</sup> Beginning in March FY20, USBP Encounters statistics include both Title 8 Apprehensions and Title 42 Expulsions. To learn more, visit: [Title-8-and-Title-42-Statistics \(/newsroom/stats/cbp-enforcement-statistics/title-8-and-title-42-statistics\)](#)

## Southwest Border Unaccompanied Alien Children Encounters<sup>1</sup> by Country

Numbers below reflect Fiscal Years 2015 - YTD2021.

Unaccompanied Alien Children Encounters by Country							
Country	FY15	FY16	FY17	FY18	FY19	FY20	FY21 TD NOV
El Salvador	9,389	17,512	9,143	4,949	12,021	2,189	680
Guatemala	13,589	18,913	14,827	22,327	30,329	8,390	2,450
Honduras	5,409	10,468	7,784	10,913	20,398	4,454	1,431
Mexico	11,012	11,926	8,877	10,136	10,487	14,359	4,220

<sup>1</sup> Beginning in March FY20, USBP Encounters statistics include both Title 8 Apprehensions and Title 42 Expulsions. To learn more, visit: [Title-8-and-Title-42-Statistics \(/newsroom/stats/cbp-enforcement-statistics/title-8-and-title-42-statistics\)](#)

## Southwest Border Family Unit\* Encounters<sup>1</sup> by Country

Numbers below reflect Fiscal Years 2016 - YTD2021.

--

Family Units* Encounters by Country						
Country	FY16	FY17	FY18	FY19	FY20	FY21 TD NOV
El Salvador	27,114	24,122	13,669	56,897	4,335	928
Guatemala	23,067	24,657	50,401	185,233	10,905	1,661
Honduras	20,226	22,366	39,439	188,416	10,485	2,011
Mexico	3,481	2,271	2,261	6,004	9,917	2,335

**\*Note:** Family Unit represents the number of individuals (either a child under 18 years old, parent or legal guardian) apprehended with a family member by the U.S. Border Patrol.

<sup>1</sup> Beginning in March FY20, USBP Encounters statistics include both Title 8 Apprehensions and Title 42 Expulsions. To learn more, visit: [Title-8-and-Title-42-Statistics \(/newsroom/stats/cbp-enforcement-statistics/title-8-and-title-42-statistics\)](#)

## Southwest Border Single Adult Encounters<sup>1</sup> by Country

Numbers below reflect Fiscal Years 2016 - YTD2021.

Single Adult Encounters by Country						
Country	FY16	FY17	FY18	FY19	FY20	FY21
El Salvador	27,222	16,495	12,751	20,893	9,960	4,889
Guatemala	32,621	26,387	42,994	48,606	27,948	15,164
Honduras	22,258	17,110	26,161	44,981	25,152	11,633
Mexico	175,353	116,790	139,860	149,967	228,842	76,424

<sup>1</sup> Beginning in March FY20, USBP Encounters statistics include both Title 8 Apprehensions and Title 42 Expulsions. To learn more, visit: [Title-8-and-Title-42-Statistics \(/newsroom/stats/cbp-enforcement-statistics/title-8-and-title-42-statistics\)](#)

## Southwest Border Family Unit Subject, Unaccompanied Alien Children, and Single Adult Apprehensions Fiscal Year 2021 - By Month

- FMUA: Family Unit Apprehensions
- UAC: Unaccompanied Alien Children
- SA: Single Adult

➤ Expand All

➤ October

➤ November

Tags: Statistics, Unaccompanied Alien Children (UAC), U.S. Border Patrol



Share This Page.

# Southwest Border Inadmissibles by Field Office

 [Printer-friendly version \(https://www.cbp.gov/print/365983\)](https://www.cbp.gov/print/365983)

## Southwest Border Unaccompanied Alien Children (0-17 yr old) Encounters<sup>1</sup>

Comparisons below reflect Year to Date (YTD) 2020 compared to YTD 2021.

Unaccompanied Alien Children by Field Office			
Field Office	FY20 TD NOV	FY21 TD NOV	% Change FY20 TD NOV to FY21 TD NOV
El Paso	79	27	-66%
Laredo	292	48	-84%
San Diego	292	145	-50%
Tucson	66	36	-45%
<b>Southwest Border Total</b>	729	256	-65%

<sup>1</sup> Beginning in March FY20, OFO Encounters statistics include both Title 8 Inadmissibles and Title 42 Expulsions. To learn more, visit: [Title-8-and-Title-42-Statistics \(https://www.cbp.gov/newsroom/stats/cbp-enforcement-statistics/title-8-and-title-42-statistics\)](https://www.cbp.gov/newsroom/stats/cbp-enforcement-statistics/title-8-and-title-42-statistics)

## Southwest Border Family Unit<sup>1</sup>\* Encounters

Comparisons below reflect YTD 2020 compared to YTD 2021.

--

Family Units by Field Office			
Field Office	FY20 TD NOV	FY21 TD NOV	% Change FY20 TD NOV to FY21 TD NOV
El Paso	1,722	8	-100%
Laredo	2,904	36	-99%
San Diego	2,004	143	-93%
Tucson	1,506	56	-96%
Southwest Border Total	8,136	243	-97%

\*Family Unit represents the number of individuals (either a child under 18 years old, parent or legal guardian) deemed inadmissible with a family member by the Office of Field Operations.

<sup>1</sup> Beginning in March FY20, OFO Encounters statistics include both Title 8 Inadmissibles and Title 42 Expulsions. To learn more, visit: [Title-8-and-Title-42-Statistics \(/newsroom/stats/cbp-enforcement-statistics/title-8-and-title-42-statistics\)](#)

# Southwest Border Accompanied Minor Child\* Encounters<sup>1</sup>

Comparisons below reflect YTD 2020 compared to YTD 2021.

Accompanied Minor Children by Field Office			
Field Office	FY20 TD NOV	FY21 TD NOV	% Change FY20 TD NOV to FY21 TD NOV
El Paso	22	53	141%
Laredo	93	48	-48%
San Diego	23	78	239%
Tucson	17	21	24%
Southwest Border Total	155	200	29%

\*Accompanied Minor Child represents a child accompanied by a parent or legal guardian and the parent or legal guardian is either a U.S. Citizen, Lawful Permanent Resident or admissible alien, and the child is determined to be inadmissible.

<sup>1</sup> Beginning in March FY20, OFO Encounters statistics include both Title 8 Inadmissibles and Title 42 Expulsions. To learn more, visit: [Title-8-and-Title-42-Statistics \(/newsroom/stats/cbp-enforcement-statistics/title-8-and-title-42-statistics\)](#)

# Southwest Border Single Adult Encounters<sup>1</sup>

Comparisons below reflect YTD 2020 compared to YTD 2021.

Single Adults by Field Office			
Field Office	FY20 TD NOV	FY21 TD NOV	% Change FY20 TD NOV to FY21 TD NOV
El Paso	1,757	664	-62%
Laredo	3,902	1,184	-70%
San Diego	2,952	2,861	-3%
Tucson	1,225	443	-64%
Southwest Border Total	9,836	5,152	-48%

<sup>1</sup> Beginning in March FY20, OFO Encounters statistics include both Title 8 Inadmissibles and Title 42 Expulsions. To learn more, visit: [Title-8-and-Title-42-Statistics \(/newsroom/stats/cbp-enforcement-statistics/title-8-and-title-42-statistics\)](#)

# Southwest Border Unaccompanied Alien Children Encounters<sup>1</sup> by Fiscal Year

Numbers below reflect Fiscal Years 2017 - YTD2021.

Unaccompanied Alien Children by Country					
Country	FY 2017	FY 2018	FY 2019	FY 2020	FY 2021 TD NOV
El Salvador	1,721	833	144	184	9
Guatemala	2,829	3,691	667	148	15
Honduras	1,173	1,655	531	322	8
Mexico	1,556	2,210	2,952	1,933	220

<sup>1</sup> Beginning in March FY20, OFO Encounters statistics include both Title 8 Inadmissibles and Title 42 Expulsions. To learn more, visit: [Title-8-and-Title-42-Statistics \(/newsroom/stats/cbp-enforcement-statistics/title-8-and-title-42-statistics\)](#)

# Southwest Border Family Unit\* Encounters<sup>1</sup> by Fiscal Year

Numbers below reflect Fiscal Years 2017 - YTD 2021.

Family Unit by Country					
Country	FY 2017	FY 2018	FY 2019	FY 2020	FY 2021 TD NOV
El Salvador	4,577	3,738	1,460	244	4
Guatemala	6,789	12,185	4,452	244	13
Honduras	4,246	8,327	4,812	669	2
Mexico	10,628	21,411	30,099	14,346	148

\*Family Unit represents the number of individuals (either a child under 18 years old, parent or legal guardian) deemed inadmissible with a family member by the Office of Field Operations.

<sup>1</sup> Beginning in March FY20, OFO Encounters statistics include both Title 8 Inadmissibles and Title 42 Expulsions. To learn more, visit: [Title-8-and-Title-42-Statistics \(/newsroom/stats/cbp-enforcement-statistics/title-8-and-title-42-statistics\)](#)

## Southwest Border Accompanied Minor Child<sup>1</sup> Encounters<sup>1</sup> by Fiscal Year

Numbers below reflect Fiscal Years 2017 - YTD 2021.

Accompanied Minor Children by Country					
Country	FY 2017	FY 2018	FY 2019	FY 2020	FY 2021 TD NOV
El Salvador	24	14	6	4	3
Guatemala	46	85	13	9	15
Honduras	34	58	18	14	10
Mexico	940	1,184	872	595	159

\*Accompanied Minor Child represents a child accompanied by a parent or legal guardian and the parent or legal guardian is either a U.S. Citizen, Lawful Permanent Resident or admissible alien, and the child is determined to be inadmissible.

<sup>1</sup> Beginning in March FY20, OFO Encounters statistics include both Title 8 Inadmissibles and Title 42 Expulsions. To learn more, visit: [Title-8-and-Title-42-Statistics \(/newsroom/stats/cbp-enforcement-statistics/title-8-and-title-42-statistics\)](#)

## Southwest Border Single Adult Encounters<sup>1</sup> by Fiscal Year



Numbers below reflect Fiscal Years 2017 - YTD 2021.

Single Adults by Country					
Country	FY 2017	FY 2018	FY 2019	FY 2020	FY 2021 TD NOV
El Salvador	1,020	1,088	934	249	55
Guatemala	1,100	1,648	898	410	68
Honduras	917	1,719	1,966	447	73
Mexico	41,044	45,525	36,697	27,719	4,756

<sup>1</sup> Beginning in March FY20, OFO Encounters statistics include both Title 8 Inadmissibles and Title 42 Expulsions. To learn more, visit: [Title-8-and-Title-42-Statistics \(/newsroom/stats/cbp-enforcement-statistics/title-8-and-title-42-statistics\)](#)

## Southwest Border Encounters<sup>1</sup> Fiscal Year 2020 - By Month

<sup>1</sup> Beginning in March FY20, OFO Encounters statistics include both Title 8 Inadmissibles and Title 42 Expulsions. To learn more, visit: [Title-8-and-Title-42-Statistics \(/newsroom/stats/cbp-enforcement-statistics/title-8-and-title-42-statistics\)](#)


- FMUA: Family Unit Inadmissible
- UAC: Unaccompanied Alien Children
- AMC: Accompanied Minor Child
- SA: Single Adult

➤ Expand All

➤ October

➤ November

Tags: Statistics, Unaccompanied Alien Children (UAC), Port Security

 Share This Page.

 Official website of the Department of Homeland Security


## U.S. Customs and Border Protection

# CBP Enforcement Statistics Fiscal Year 2021

[Printer-friendly version \(https://www.cbp.gov/print/365980\)](https://www.cbp.gov/print/365980)

U.S. Customs and Border Protection is the nation's largest federal law enforcement agency charged with securing the nation's borders and facilitating international travel and trade. Our top priority is to keep terrorists and their weapons from entering the United States.

At the nation's more than 300 ports of entry, CBP officers have a complex mission with broad law enforcement authorities tied to screening all foreign visitors, returning American citizens and imported cargo that enters the U.S. Along the nation's borders, the United States Border Patrol and Air and Marine Operations are the uniformed law enforcement arms of CBP responsible for securing U.S. borders between ports of entry. (<https://www.cbp.gov/newsroom/stats/typical-day-fy2016>)

The following is a summary of CBP enforcement actions related to inadmissibles, apprehensions, arrests of individuals with criminal convictions and individuals who have been apprehended multiple times crossing the border illegally.

Visit CBP's **Southwest Border Migration** (</newsroom/stats/sw-border-migration>) page for demographic information regarding apprehensions and inadmissibles on the southwest border and the **Assaults and Use of Force** (</newsroom/stats/assaults-use-force>) page for data on assaults on agents and officers, and uses of force by CBP personnel.

## Total CBP Enforcement Actions

Numbers below reflect Fiscal Year (FY) 2017 - FY 2021 to date (TD).

*Fiscal Year 2021 runs October 01, 2020 - September 30, 2021.*

	FY17	FY18	FY19	FY20	FY21 TD NOV
<b>Office of Field Operations (OFO) Total Encounters<sup>1</sup></b>	216,370	281,881	288,523	241,786	41,136
<b>U.S. Border Patrol Total Encounters<sup>2</sup></b>	310,531	404,142	859,501	405,036	135,159

Total Enforcement Actions	526,901	683,178	1,148,024	646,822	176,295
---------------------------	---------	---------	-----------	---------	---------

<sup>1</sup> Beginning in March FY20, OFO Encounters statistics include both Title 8 Inadmissibles and Title 42 Expulsions. To learn more, visit: [Title-8-and-Title-42-Statistics \(/newsroom/stats/cbp-enforcement-statistics/title-8-and-title-42-statistics\)](#). Inadmissibles refers to individuals encountered at ports of entry who are seeking lawful admission into the United States but are determined to be inadmissible, individuals presenting themselves to seek humanitarian protection under our laws, and individuals who withdraw an application for admission and return to their countries of origin within a short timeframe.

<sup>2</sup> Beginning in March FY20, USBP Encounters statistics include both Title 8 Apprehensions and Title 42 Expulsions. To learn more, visit: [Title-8-and-Title-42-Statistics \(/newsroom/stats/cbp-enforcement-statistics/title-8-and-title-42-statistics\)](#). Apprehensions refers to the physical control or temporary detainment of a person who is not lawfully in the U.S. which may or may not result in an arrest.

## Search and Rescue Efforts

CBP agents frequently conduct life-saving efforts, while carrying out their respective missions. Numbers below reflect Fiscal Year (FY) 2019 - FY 2021 to date (TD).

*Fiscal Year 2021 runs October 01, 2020 - September 30, 2021.*

	FY19	FY20	FY21 TD NOV
U.S. Border Patrol - Southwest Border Only	4,920	5,071	1,224
Air and Marine Operations - Nationwide	377	184	43

▼ Collapse All

▼ Arrests of Individuals with Criminal Convictions or Those Wanted by Law Enforcement

Arrests of Individuals with Criminal Convictions or Those Wanted by Law Enforcement

Numbers below reflect FY 2017 - FY 2021 to date (TD).

*Fiscal Year 2021 runs October 01, 2020 - September 30, 2021.*

	FY17	FY18	FY19	FY20	FY21 TD NOV
Office of Field Operations					
Criminal Aliens Encountered <sup>3</sup>	10,596	11,623	12,705	7,009	568

<b>NCIC<sup>4</sup> Arrests</b>	7,656	5,929	8,546	7,108	1,226
<b>U.S. Border Patrol</b>					
<b>Criminal Aliens Encountered<sup>3</sup></b>	8,531	6,698	4,269	2,438	1,741
<b>Criminal Aliens with Outstanding Wants or Warrants</b>	2,675	1,550	4,153	2,054	272

<sup>3</sup> Criminal Aliens refers to aliens who have been convicted of crime, whether in the United States or abroad, so long as the conviction is for conduct which is deemed criminal by the United States. Criminal aliens encountered at ports of entry are inadmissible, absent extenuating circumstances, and represent a subset of total OFO inadmissibles. U.S. Border Patrol arrests of criminal aliens are a subset of total apprehensions. See **U.S. Border Patrol Criminal Alien Statistics (/newsroom/stats/cbp-enforcement-statistics/criminal-alien-statistics)** for a breakdown of criminal alien stats by type of conviction.

<sup>4</sup> NCIC (National Crime Information Center) arrests refers to the number of CBP arrests of individuals, including U.S. citizens, who are wanted by other law enforcement agencies.

#### ▼ Currency Seizures

##### Office of Field Operations Nationwide Currency Seizures

Numbers below reflect FY 2015 - FY 2021 to date (TD).

*Fiscal Year 2021 runs October 01, 2020 - September 30, 2021.*

	<b>FY15</b>	<b>FY16</b>	<b>FY17</b>	<b>FY18</b>	<b>FY19</b>	<b>FY20</b>	<b>FY21 TD NOV</b>
<b>Amount (USD)</b>	\$75,964,824	\$62,101,328	\$65,002,856	\$63,691,464	\$68,879,080	\$93,302,645	\$9,208,846

##### Nationwide Monthly Office of Field Operations Currency Seizures

Numbers below reflect FY 2018 - FY 2019 and FY 2021 to date (TD).

*Fiscal Year 2021 runs October 01, 2020 - September 30, 2021.*

	<b>FY18</b>	<b>FY19</b>	<b>FY20</b>	<b>FY21</b>
<b>October</b>	\$6,198,201	\$4,190,389	\$4,782,909	\$5,730,600
<b>November</b>	\$4,303,600	\$4,360,441	\$5,426,672	\$3,478,246

<b>December</b>	\$4,907,494	\$4,415,486	\$7,143,022	
<b>January</b>	\$5,194,829	\$7,836,948	\$4,209,230	
<b>February</b>	\$4,604,973	\$5,574,578	\$4,058,508	
<b>March</b>	\$4,894,285	\$5,581,107	\$5,615,991	
<b>April</b>	\$13,424,674	\$13,733,814	\$8,097,239	
<b>May</b>	\$4,024,325	\$4,739,178	\$3,920,587	
<b>June</b>	\$3,168,422	\$4,607,755	\$3,248,196	
<b>July</b>	\$4,503,412	\$4,439,385	\$6,195,526	
<b>August</b>	\$4,249,027	\$5,442,547	\$36,355,753	
<b>September</b>	\$4,218,223	\$3,957,451	\$7,372,288	
<b>Total</b>	<b>\$63,691,464</b>	<b>\$68,879,080</b>	<b>\$96,425,920</b>	\$9,208,846

### U.S. Border Patrol Nationwide Currency Seizures

Numbers below reflect FY 2015 - FY 2021 to date (TD).

*Fiscal Year 2021 runs October 01, 2020 - September 30, 2021.*

	<b>FY15</b>	<b>FY16</b>	<b>FY17</b>	<b>FY18</b>	<b>FY19</b>	<b>FY20</b>	<b>FY21 TD NOV</b>
<b>Amount (USD)</b>	\$4,741,288	\$7,924,537	\$5,869,004	\$7,176,142	\$6,805,695	\$8,933,512	\$1,029,869

### Monthly U.S. Border Patrol Nationwide Checkpoint Currency Seizures

Numbers below reflect FY 2018 - FY 2021 to date (TD).

*Fiscal Year 2021 runs October 01, 2020 - September 30, 2021.*

	<b>FY18</b>	<b>FY19</b>	<b>FY20</b>	<b>FY21</b>
<b>October</b>	\$35,829	\$49,247	\$33,558	\$196,378
<b>November</b>	\$26,285	\$51,269	\$114,297	\$17,548

December	\$2,822	\$63,697	\$156,961	
January	\$203,213	\$59,857	\$52,649	
February	\$117,933	\$103,982	\$84,475	
March	\$157,669	\$110,924	\$36,301	
April	\$17,913	\$15,016	\$49,559	
May	\$256,033	\$129,766	\$691,640	
June	\$31,494	\$119,732	\$511,781	
July	\$14,339	\$86,696	\$159,504	
August	\$169,592	\$141,475	\$275,751	
September	\$80,358	\$33,487	\$124,274	
<b>Total</b>	<b>\$1,113,480</b>	<b>\$965,148</b>	<b>\$2,290,750</b>	\$213,926

### ▼ Drug Seizures

#### Office of Field Operations Nationwide Drug Seizures

Numbers below reflect FY 2015 - FY 2021 to date (TD).

*Fiscal Year 2021 runs October 01, 2020 - September 30, 2021.*

	FY 15	FY 16	FY 17	FY 18	FY 19	FY20	FY21 TD NOV
Cocaine	38,346	52,838	62,415	51,592	89,485	42,645	15,257
Heroin	6,023	4,224	3,398	5,205	5,417	5,222	1,108
Marijuana	602,821	516,122	366,627	299,419	289,517	324,973	41,232
Methamphetamine <sup>5</sup>	25,495	33,086	46,247	57,440	127,497	156,901	36,021
Fentanyl	70	596	1,875	1,895	2,575	3,967	1,807

\*weights are in pounds (lb)

<sup>5</sup> As of 01 October 2019, category includes both Methamphetamine and Crystal Methamphetamine.

### Monthly Office of Field Operations Nationwide Drug Seizures

Numbers below reflect FY 2021.

*Fiscal Year 2021 runs October 01, 2020 - September 30, 2021.*

Monthly	Marijuana	Cocaine	Heroin	Methamphetamine <sup>5</sup>	Fentanyl	Other
October	33,256	10,180	593	21,219	1,075	16,471
November	7,976	5,077	515	14,802	732	17,469

\*weights are in pounds (lb)

<sup>5</sup> As of 01 October 2019, category includes both Methamphetamine and Crystal Methamphetamine.

### U.S. Border Patrol Nationwide Drug Seizures

Numbers below reflect FY 2015 - FY 2021 to date (TD).

*Fiscal Year 2021 runs October 01, 2020 - September 30, 2021.*

	FY 15	FY 16	FY 17	FY 18	FY 19	FY20	FY21 TD NOV
Cocaine	11,220	5,473	9,346	6,550	11,682	15,360	4,373
Heroin	518	566	953	568	808	546	106
Marijuana	1,538,307	1,294,052	861,231	461,030	266,882	257,440	28,436
Methamphetamine	6,443	8,224	10,328	11,314	14,434	20,795	2,811
Fentanyl	n/a	105	181	388	226	809	213

\*weights are in pounds (lb)

### Monthly U.S. Border Patrol Nationwide Checkpoint Drug Seizures

Numbers below reflect FY 2021.

*Fiscal Year 2021 runs October 01, 2020 - September 30, 2021.*

Marijuana	Cocaine	Heroin	Methamphetamine	Fentanyl	Other
-----------	---------	--------	-----------------	----------	-------



<b>October</b>	936	307	38	848	105	110
<b>November</b>	1,296	299	56	1,278	44	8

\*weights are in pounds (lb)

See **Air and Marine Operations Statistics** (/newsroom/stats/cbp-enforcement-statistics/air-and-marine-operations-statistics) for a breakdown of enforcement actions with non-CBP agencies.

#### ▼ Gang Affiliated Enforcement

### U.S. Border Patrol Nationwide Apprehensions by Gang Affiliation

Numbers below reflect FY2015 - FY2021.

*Fiscal Year 2021 runs October 01, 2020 - September 30, 2021.*

<b>Gang Affiliation</b>	<b>FY15</b>	<b>FY16</b>	<b>FY17</b>	<b>FY18</b>	<b>FY19</b>	<b>FY20</b>	<b>FY21 TD NOV</b>
<b>107th St</b>	0	0	0	1	0	0	0
<b>18th Street</b>	84	47	61	145	168	36	5
<b>Angelino Heights Sureno 13</b>	0	0	1	0	0	0	0
<b>Bandidos</b>	0	4	0	0	0	0	0
<b>Barrio Azteca</b>	6	0	3	4	0	1	0
<b>Barrio Van Nuys</b>	0	0	0	0	1	0	0
<b>Border Brothers</b>	0	0	0	1	1	0	0
<b>Brown Pride</b>	0	0	0	0	0	0	0
<b>Chirizos</b>	0	0	0	1	0	0	0
<b>Folk Nation</b>	0	1	0	0	0	0	0
<b>Hard Times 13</b>	0	1	0	0	0	0	0
<b>Hells Angels</b>	0	0	0	0	1	0	0

<b>Hermanos Pistoleros Latinos (HPL)</b>	2	18	3	2	2	2	1
<b>Latin Kings</b>	16	0	6	7	24	4	0
<b>Locos Surenos Trece</b>	0	1	0	1	0	0	0
<b>Los Traviosos</b>	0	0	0	0	1	0	0
<b>Los Zetas</b>	0	1	0	0	0	0	0
<b>MS-13</b>	335	253	228	413	464	72	12
<b>Mara 18</b>	0	0	0	1	2	1	0
<b>Mara-R</b>	0	0	1	1	0	0	0
<b>Maravilla Salva Trucha</b>	0	1	0	2	0	1	0
<b>Market Street</b>	0	0	0	0	1	0	0
<b>Mexican Mafia</b>	4	6	4	3	7	2	1
<b>Mexicles</b>	0	0	0	0	0	0	0
<b>Mexikanemi</b>	2	0	3	0	0	0	0
<b>Nortenos</b>	14	5	6	5	6	1	1
<b>Other</b>	154	136	90	82	110	75	23
<b>Outlaws</b>	0	0	0	0	0	0	0
<b>Pacific Street Gang</b>	0	0	0	0	0	0	1
<b>Paisas</b>	73	119	53	62	90	93	9
<b>Partido Revolucionario Mexican (PRM)</b>	0	0	0	0	1	0	0
<b>Playboys</b>	0	1	0	0	0	1	0

San Fernando Valley Gang	0	0	0	0	1	0	0
South Los Angeles	0	0	0	1	0	0	0
Southwest Cholos	0	0	0	0	1	0	0
Surenos (sur-13)	140	90	66	66	70	66	6
Tango Blast	14	16	8	8	20	7	0
Texas Syndicate	0	3	1	1	3	0	1
Tortilla Flats	0	0	0	0	0	1	0
Vallucos	0	0	0	0	1	0	0
Vilanos-13	0	0	0	1	0	0	0
West Park	0	0	1	0	0	0	0
Westside					1	0	0
Zetas	0	0	1	1	0	0	0
Total	844	702	536	808	976	363	60


▼ U.S. Border Patrol Recidivism Rates

Recidivism percentages are updated at the end of each fiscal year.

	FY 15	FY 16	FY 17	FY 18	FY 19	FY20
Recidivism <sup>5</sup>	14%	12%	10%	11%	7%	

<sup>5</sup>Recidivism refers to percentage of individuals apprehended more than one time by the Border Patrol within a fiscal year.

Tags: Statistics

 Share This Page.



U.S. Customs and  
Border Protection  
(/)

# Migrant Protection Protocols FY2021

 [Printer-friendly version \(https://www.cbp.gov/print/366872\)](https://www.cbp.gov/print/366872)

Fiscal Year 2021 runs from October 1, 2020 to September 30, 2021

▼ Collapse All

▼ Southwest Border Total Encounters

## USBP Apprehensions by Southwest Border Sector

Sector	Oct-20	Nov-20
Big Bend	1,525	1,621
Del Rio	7,880	8,091
El Centro	3,870	3,332
El Paso	8,775	8,728
Laredo	9,332	8,135
Rio Grande	17,591	17,225
San Diego	6,540	7,045

<b>Tucson</b>	11,344	11,955
<b>Yuma</b>	782	969
<b>Total</b>	67,639	67,101

### OFO Southwest Border Inadmissibles by Field Office

Field Office	Oct-20	Nov-20
<b>El Paso</b>	372	380
<b>Laredo</b>	668	648
<b>San Diego</b>	1,562	1,665
<b>Tucson</b>	298	258
<b>Total</b>	2,900	2,951

### ▼ Southwest Border Enrollments in MPP

Component	Location	Oct-20	Nov-20
<b>USBP</b>	<b>Big Bend</b>	83	127
	<b>Del Rio</b>	75	128
	<b>El Centro</b>	4	0
	<b>El Paso</b>	277	332
	<b>Laredo</b>	2	0
	<b>Rio Grande</b>	140	233
	<b>San Diego</b>	8	11
	<b>Tucson</b>	39	25
	<b>Yuma</b>	17	26

	USBP Monthly Enrollment Total	645	882
OFO	El Paso	0	1
	Laredo	0	0
	San Diego	3	4
	Tucson	0	0
	OFO Monthly Enrollment Total	3	5
CBP	CBP Total	649	887

▼ Cases referred to USCIS

Cases referred to USCIS for MPP Fear Assessment		
FY 2021	October	133
	November	259
Grand Total		19,089

*\*Data provided by U.S. Citizenship and Immigration Services*

▼ Individuals Apprehended Entering the US Without Inspection Subsequent to Being Returned to Mexico through MPP

Category	Oct-20	Nov-20
Single Adult <sup>1</sup>	170	140
UAC <sup>2</sup>	35	15
FMUA	41	52
Total	246	207


<sup>1</sup>May include those adults who were previously enrolled in MPP as a single adult or as part of a family unit (FMUA).

<sup>2</sup>UACs are not amenable to MPP. UACs shown in this table were previously part of a family unit (FMUA) that was enrolled in MPP.

▼ Note: MPP Partner Metrics

In addition to the MPP goals and metrics set out by the Department, CBP will work with its DHS and DoJ partners to take into account daily data for migrants entering the United States by location, including both the number of migrants assigned to MPP appearing at a port of entry to attend immigration adjudication proceedings along with the outcomes of such proceedings and the number of migrants assigned to MPP who remain overnight in the United States when evaluating the effectiveness of MPP.

Tags: Statistics

 Share This Page.