



U.S. Customs and  
Border Protection

**U.S. Customs and Border Protection (CBP) Encounters**  
US Border Patrol (USBP) Title 8 Apprehensions,  
Office of Field Operations (OFO) Title 8 Inadmissible Volumes,  
and Title 42 Expulsions by Fiscal Year (FY)

FY All Component All Demographic All

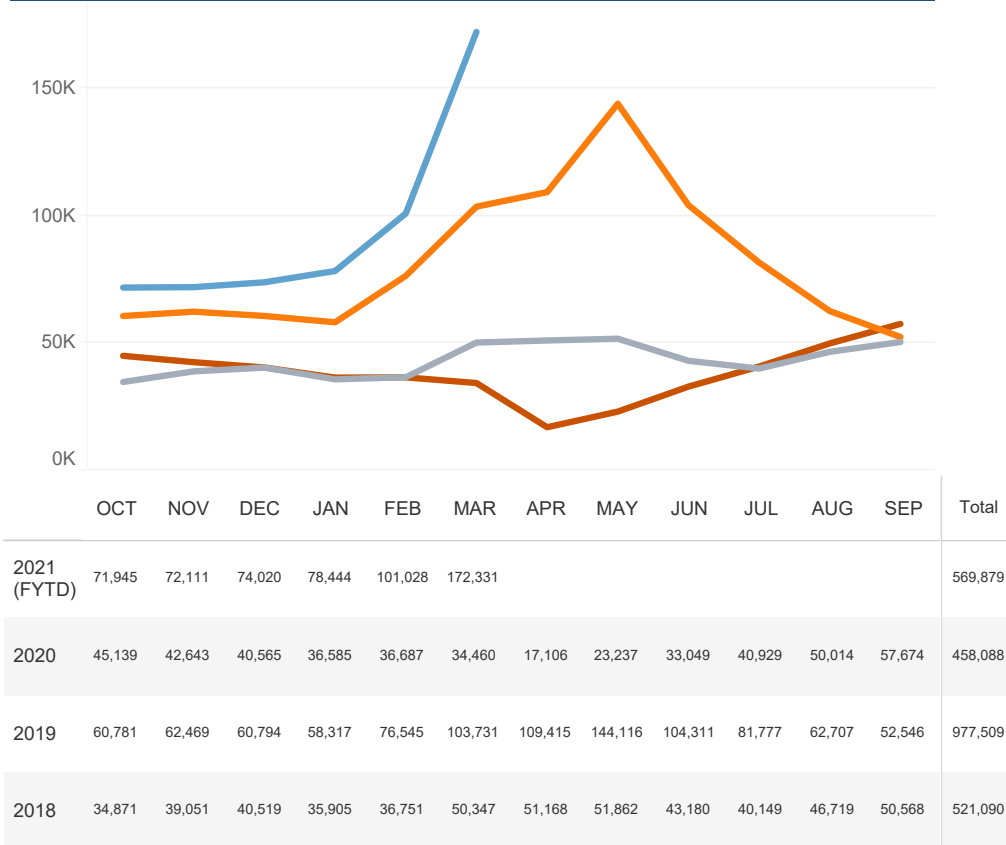
Citizenship Grouping  
All

Title of Authority  
All

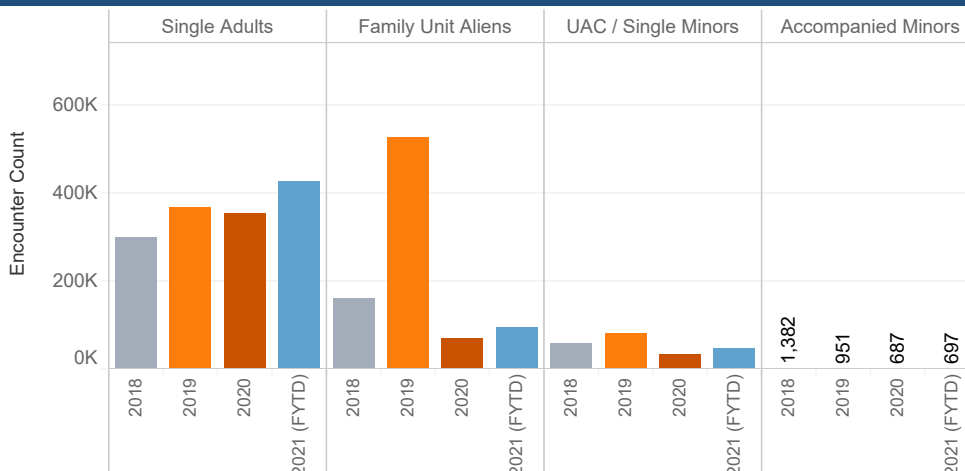
Reset Filters

FY 2018 2019 2020 2021 (FYTD)

**FY Southwest Land Border Encounters by Month**



**FY Comparison by Demographic**



**Source:** USBP and OFO official year end reporting for FY18-FY20; USBP and OFO month end reporting for FY21 to date. Data is current as of 4/3/2021.



U.S. Customs and  
Border Protection

## U.S. Customs and Border Protection (CBP) Encounters

### Southwest Land Border Encounters for Fiscal Year (FY) 2021

Demographic  
All

Citizenship Grouping  
All

Title of Authority  
All

Reset Filters

	OFO	USBP	All CBP
FEB FY21	3,479	97,549	101,028
MAR FY21	4,136	168,195	172,331
PERCENT CHANGE	▲ 18.9%	▲ 72.4%	▲ 70.6%

Demographic: All; Citizenship: All; Title of Authority: All

#### FYTD Southwest Land Border Demographic by Month

		OCT	NOV	DEC	JAN	FEB	MAR	FYTD Total
Office of Field Operations	Accompanied Minors	112	89	87	105	145	159	697
	Family Unit Aliens	113	130	156	230	301	719	1,649
	Single Adults	2,544	2,606	2,493	2,631	2,873	3,031	16,178
	UAC / Single Minors	131	124	140	163	160	227	945
	<i>Total</i>	2,900	2,949	2,876	3,129	3,479	4,136	19,469
U.S. Border Patrol	Family Unit Aliens	4,634	4,170	4,248	7,066	19,286	52,904	92,308
	Single Adults	59,721	60,516	62,043	62,560	68,992	96,628	410,460
	UAC / Single Minors	4,690	4,476	4,853	5,689	9,271	18,663	47,642
	<i>Total</i>	69,045	69,162	71,144	75,315	97,549	168,195	550,410
<b>FYTD Total</b>		<b>71,945</b>	<b>72,111</b>	<b>74,020</b>	<b>78,444</b>	<b>101,028</b>	<b>172,331</b>	<b>569,879</b>

**Source:** USBP and OFO official year end reporting for FY18-FY20; USBP and OFO month end reporting for FY21 to date. Data is current as of 4/3/2021.



(<https://www.facebook.com/CBPgov/>)



(<https://www.instagram.com/cbpgov/>)



(<https://www.flickr.com/photos/cbppphotos/>)



(<https://twitter.com/cbp>)



(<https://www.linkedin.com/company/2997?trk=tyah>)



(<https://www.youtube.com/user/customsborderprotect>)

U.S. Customs and  
Border Protection  
(<http://pub11c.gov/cbp/evry.com>)

$$(\bigvee)$$

# Nationwide Enforcement Encounters: Title 8 Enforcement Actions and Title 42 Expulsions

On March 21, 2020 the President, in accordance with Title 42 of the United States Code Section 265, determined that by reason of existence of COVID-19 in Mexico and Canada, there is a serious danger of the further introduction of COVID-19 into the United States; that prohibition on the introduction of persons or property, in whole or in part, from Mexico and Canada is required in the interest of public health. Under this order, CBP is prohibiting the entry of certain persons who potentially pose a health risk, either by virtue of being subject to previously announced travel restrictions or because they unlawfully entered the country to bypass health screening measures. To help prevent the introduction of COVID-19 into border facilities and into the United States, persons subject to the order will not be held in congregate areas for processing and instead will immediately be expelled to their country of last transit. In the event a person cannot be returned to the country of last transit, CBP works with interagency partners to secure expulsion to the person's country of origin and hold the person for the shortest time possible. This order does not apply to persons who should be excepted based on considerations of law enforcement, officer and public safety, humanitarian, or public health interests. Expulsions under Title 42 are not based on immigration status and are tracked separately from immigration enforcement actions, such as apprehension or inadmissibility, that are regularly reported by CBP.

# U.S. Border Patrol Monthly Enforcement Encounters 2021: Title 42 Expulsions and Title 8 Apprehensions

U.S. Border Patrol (USBP)	Enforcement Actions	OCT	NOV	DEC	JAN	FEB	MAR	YTD
Southwest Border	Title 42 Expulsions <sup>2</sup>	63,002	61,279	60,595	62,531	71,948	101,897	429,000
	Title 8 Apprehensions <sup>1</sup>	6,044	7,883	10,547	12,781	25,601	66,298	129,054

U.S. Border Patrol (USBP)	Enforcement Actions	OCT	NOV	DEC	JAN	FEB	MAR	YTD
	<b>Total</b>	69,046	69,162	71,142	75,312	97,549	168,195	551,406
<b>Northern Border</b>	Title 42 Expulsions <sup>2</sup>	27	66	25	16	17	34	165
	Title 8 Apprehensions <sup>1</sup>	47	26	30	27	29	82	241
	<b>Total</b>	74	92	55	43	46	116	406
<b>Land Border Total</b>	Title 42 Expulsions <sup>2</sup>	63,029	61,345	60,620	62,547	71,965	101,931	420,427
	Title 8 Apprehensions <sup>1</sup>	6,091	7,909	10,577	12,808	25,630	66,380	129,974
<b>USBP - Total Land Border Enforcement Encounters</b>		69,120	69,254	71,197	75,355	97,595	168,311	550,401

<sup>1</sup> Enforcement Actions refers to apprehensions or inadmissibles processed under CBP’s immigration authority. Inadmissibles refers to individuals encountered at ports of entry who are seeking lawful admission into the United States but are determined to be inadmissible, individuals presenting themselves to seek humanitarian protection under our laws, and individuals who withdraw an application for admission and return to their countries of origin within a short timeframe. Apprehensions refers to the physical control or temporary detainment of a person who is not lawfully in the U.S. which may or may not result in an arrest.

<sup>2</sup> Expulsions refers to individuals encountered by USBP and OFO and expelled to the country of last transit or home country in the interest of public health under Title 42 U.S.C. 265.

[Back to CBP Enforcement Statistics \(/newsroom/stats/cbp-enforcement-statistics\)](/newsroom/stats/cbp-enforcement-statistics)

## Office of Field Operations Monthly Enforcement Encounters 2021: Title 42 Expulsions and Title 8 Inadmissible Aliens

Office of Field Operations (OFO)	Enforcement Actions	OCT	NOV	DEC	JAN	FEB	MAR	YTD 21 TOTAL
<b>Southwest Border</b>	Title 42 Expulsions <sup>2</sup>	1,900	1,943	1,749	1,775	1,948	2,003	11,319
	Title 8 Inadmissibles <sup>1</sup>	1,000	1,006	1,127	1,355	1,531	2,133	8,150
	<b>Total</b>	2,900	2,949	2,876	3,130	3,479	4,136	19,469
<b>Northern Border</b>	Title 42 Expulsions <sup>2</sup>	877	511	749	461	282	340	3,220
	Title 8 Inadmissibles <sup>1</sup>	1,706	1,051	1,398	489	1,251	1,530	7,425


Office of Field Operations (OFO)	Enforcement Actions	OCT	NOV	DEC	JAN	FEB	MAR	YTD 21 TOTAL
	<b>Total</b>	2,583	1,562	2,147	950	1,533	1,870	10,645
<b>Land Border Total</b>	Title 42 Expulsions <sup>2</sup>	2,777	2,454	2,498	2,236	2,230	2,343	14,539
	Title 8 Apprehensions <sup>1</sup>	2,706	2,057	2,525	1,844	2,782	3,663	15,575
<b>OFO - Total Land Border Enforcement Encounters</b>		5,483	4,511	5,023	4,080	5,012	6,006	30,114

<sup>1</sup> Enforcement Actions refers to apprehensions or inadmissibles processed under CBP’s immigration authority. Inadmissibles refers to individuals encountered at ports of entry who are seeking lawful admission into the United States but are determined to be inadmissible, individuals presenting themselves to seek humanitarian protection under our laws, and individuals who withdraw an application for admission and return to their countries of origin within a short timeframe. Apprehensions refers to the physical control or temporary detainment of a person who is not lawfully in the U.S. which may or may not result in an arrest.

<sup>2</sup> Expulsions refers to individuals encountered by USBP and OFO and expelled to the country of last transit or home country in the interest of public health under Title 42 U.S.C. 265.

Back to [CBP Enforcement Statistics \(/newsroom/stats/cbp-enforcement-statistics\)](/newsroom/stats/cbp-enforcement-statistics)

**Last modified:** April 8, 2021  
**Tags:** Statistics, Port Security, U.S. Border Patrol


Share This Page.



U.S. Customs and  
Border Protection

## U.S. Customs and Border Protection (CBP) Encounters

U.S. Border Patrol (USBP) Title 8 Apprehensions, Office of Field Operations (OFO) Title 8 Inadmissible Volumes, and Title 42 Expulsions by Fiscal Year to Date (FYTD) 2021

Select a Component

☒ USBP

☐ OFO

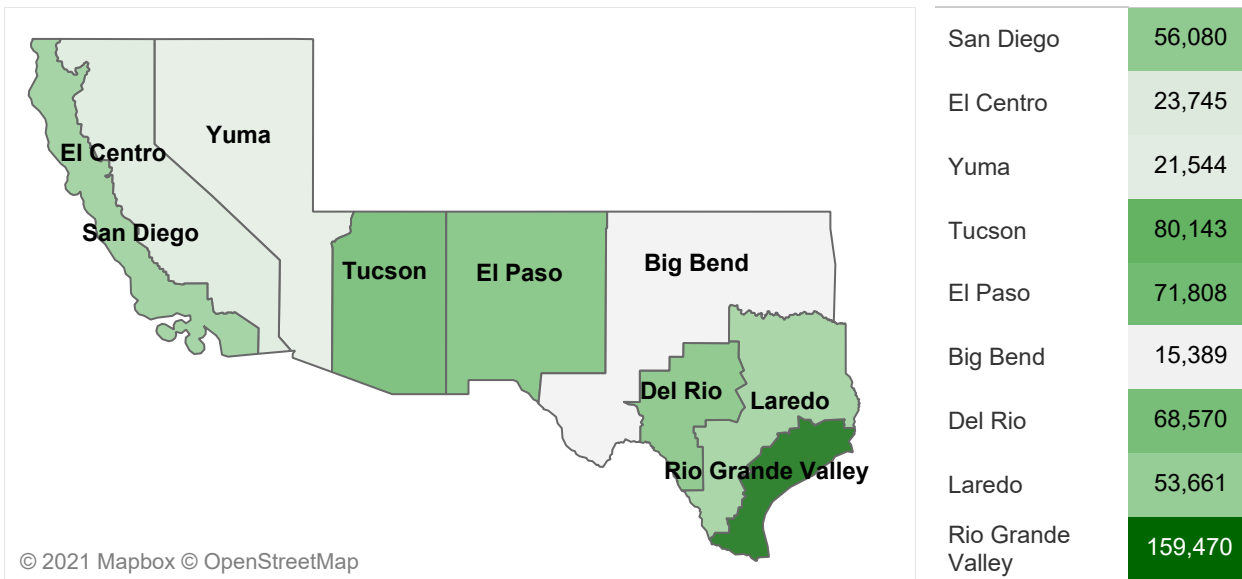


### FY21TD-MAR USBP Southwest Land Border Encounters

Title 8  
**129,153**

Title 42  
**421,257**

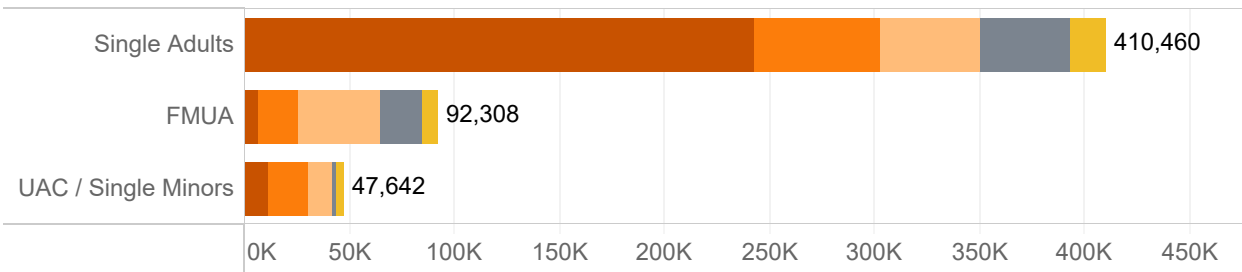
Total  
**550,410**



### Citizenship Grouping



### Demographic by Citizenship Grouping



Source: USBP and OFO month end reporting for FY21TD. Data is current as of 4/3/2021



U.S. Customs and  
Border Protection

## U.S. Customs and Border Protection (CBP) Encounters

US Border Patrol (USBP) Title 8 Apprehensions, Office of Field Operations (OFO) Title 8 Inadmissible Volumes, and Title 42 Expulsions Previous v Current Fiscal Year to Date (FYTD) 2021

Select a Component

☒ USBP

☐ OFO



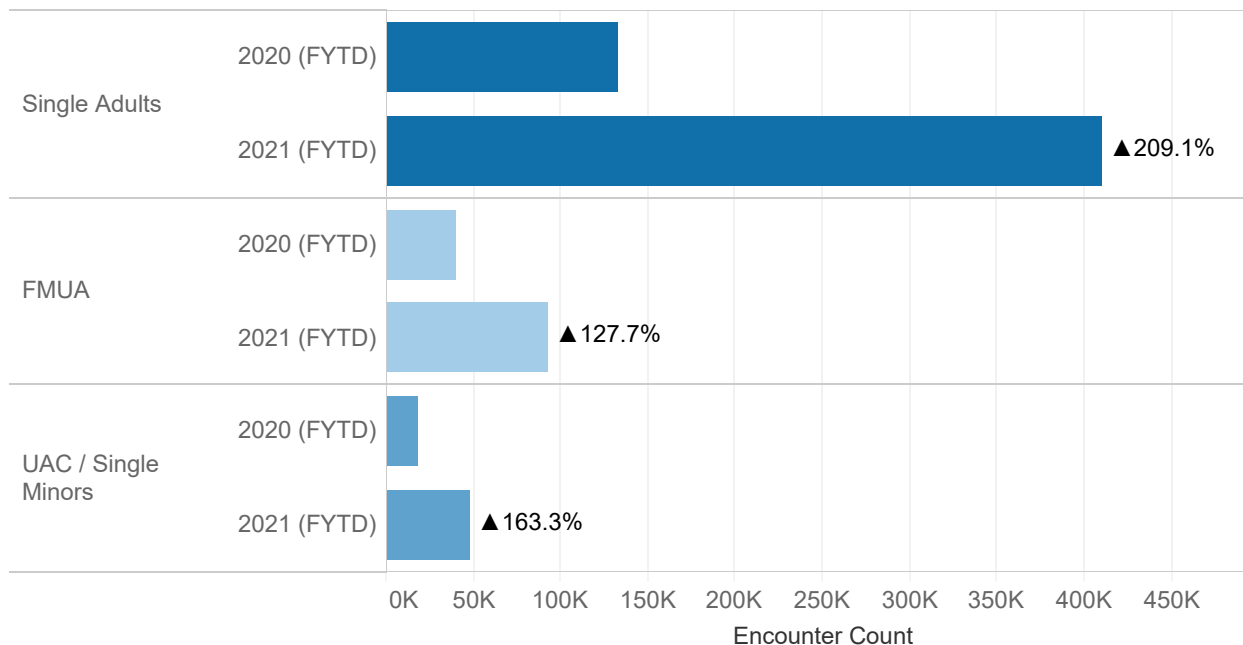
### USBP FY20TD v FY21TD Encounters Percent Change

	Previous FYTD	Current FYTD	% Change FYTD
San Diego	25,001	56,080	▲124.3%
El Centro	11,446	23,745	▲107.5%
Yuma	4,604	21,544	▲367.9%
Tucson	34,944	80,143	▲129.3%
El Paso	26,593	71,808	▲170.%
Big Bend	3,563	15,389	▲331.9%
Del Rio	16,909	68,570	▲305.5%
Laredo	21,878	53,661	▲145.3%
Rio Grande Valley	46,512	159,470	▲242.9%
<b>Grand Total</b>	<b>191,450</b>	<b>550,410</b>	<b>▲187.5%</b>

View Percent Change FYTD by:

☒ Demographic

☐ Citizenship Grouping



**Source:** USBP and OFO official year end reporting for FY20; USBP and OFO month end reporting for FY21TD. Data is current as of 4/3/2021

 Official website of the Department of Homeland Security



(<https://www.facebook.com/CBPgov/>)



(<https://www.instagram.com/cbpgov/>)



(<https://www.flickr.com/photos/cbppphotos/>)



(<https://twitter.com/cbp>)



(<https://www.linkedin.com/company/2997?trk=tyah>)



(<https://www.youtube.com/user/customsborderprotect>)



U.S. Customs and

Border Protection

(/)

# CBP Enforcement Statistics Fiscal Year 2021

 [Printer-friendly version \(https://www.cbp.gov/print/365980\)](https://www.cbp.gov/print/365980)

U.S. Customs and Border Protection is the nation's largest federal law enforcement agency charged with securing the nation's borders and facilitating international travel and trade. Our top priority is to keep terrorists and their weapons from entering the United States.

At the nation's more than 300 ports of entry, CBP officers have a complex mission with broad law enforcement authorities tied to screening all foreign visitors, returning American citizens and imported cargo that enters the U.S. Along the nation's borders, the United States Border Patrol and Air and Marine Operations are the uniformed law enforcement arms of CBP responsible for securing U.S. borders between ports of entry. (<https://www.cbp.gov/newsroom/stats/typical-day-fy2016>)

The following is a summary of CBP enforcement actions related to inadmissibles, apprehensions, arrests of individuals with criminal convictions and individuals who have been apprehended multiple times crossing the border illegally.

Visit CBP's **Southwest Border Migration** (</newsroom/stats/sw-border-migration>) page for demographic information regarding apprehensions and inadmissibles on the southwest border and the **Assaults and Use of Force** (</newsroom/stats/assaults-use-force>) page for data on assaults on agents and officers, and uses of force by CBP personnel.

## Total CBP Enforcement Actions

Numbers below reflect Fiscal Year (FY) 2017 - FY 2021 to date (TD).

*Fiscal Year 2021 runs October 01, 2020 - September 30, 2021.*

	FY17	FY18	FY19	FY20	FY21 TD MAR
<b>Office of Field Operations (OFO)</b>					
<b>Total Encounters</b> <sup>1</sup>	216,370	281,881	288,523	241,786	122,716



	<b>FY17</b>	<b>FY18</b>	<b>FY19</b>	<b>FY20</b>	<b>FY21 TD MAR</b>
<b>U.S. Border Patrol Total Encounters<sup>2</sup></b>	310,531	404,142	859,501	405,036	551,614
<b>Total Enforcement Actions</b>	<b>526,901</b>	<b>683,178</b>	<b>1,148,024</b>	<b>646,822</b>	<b>674,330</b>

<sup>1</sup> Beginning in March FY20, OFO Encounters statistics include both Title 8 Inadmissibles and Title 42 Expulsions. To learn more, visit: [Title-8-and-Title-42-Statistics \(/newsroom/stats/cbp-enforcement-statistics/title-8-and-title-42-statistics\)](/newsroom/stats/cbp-enforcement-statistics/title-8-and-title-42-statistics/). Inadmissibles refers to individuals encountered at ports of entry who are seeking lawful admission into the United States but are determined to be inadmissible, individuals presenting themselves to seek humanitarian protection under our laws, and individuals who withdraw an application for admission and return to their countries of origin within a short timeframe.

<sup>2</sup> Beginning in March FY20, USBP Encounters statistics include both Title 8 Apprehensions and Title 42 Expulsions. To learn more, visit: [Title-8-and-Title-42-Statistics \(/newsroom/stats/cbp-enforcement-statistics/title-8-and-title-42-statistics\)](/newsroom/stats/cbp-enforcement-statistics/title-8-and-title-42-statistics/). Apprehensions refers to the physical control or temporary detainment of a person who is not lawfully in the U.S. which may or may not result in an arrest.

## Search and Rescue Efforts

CBP agents frequently conduct life-saving efforts, while carrying out their respective missions. Numbers below reflect Fiscal Year (FY) 2019 - FY 2021 to date (TD).

*Fiscal Year 2021 runs October 01, 2020 - September 30, 2021.*

	<b>FY19</b>	<b>FY20</b>	<b>FY21 TD MAR</b>
<b>U.S. Border Patrol - Southwest Border Only</b>	4,920	5,071	4,680
<b>Air and Marine Operations - Nationwide</b>	377	184	120

▼ Collapse All

▼ Arrests of Individuals with Criminal Convictions or Those Wanted by Law Enforcement

**Arrests of Individuals with Criminal Convictions or Those Wanted by Law Enforcement**

Numbers below reflect FY 2017 - FY 2021 to date (TD).

*Fiscal Year 2021 runs October 01, 2020 - September 30, 2021.*

	<b>FY17</b>	<b>FY18</b>	<b>FY19</b>	<b>FY20</b>	<b>FY21 TD MAR</b>
<b>Office of Field Operations</b>					
<b>Criminal Aliens Encountered<sup>3</sup></b>	10,596	11,623	12,705	7,009	1,646
<b>NCIC<sup>4</sup> Arrests</b>	7,656	5,929	8,546	7,108	3,881
<b>U.S. Border Patrol</b>					
<b>Criminal Aliens Encountered<sup>3</sup></b>	8,531	6,698	4,269	2,438	5,018
<b>Criminal Aliens with Outstanding Wants or Warrants</b>	2,675	1,550	4,153	2,054	837

<sup>3</sup> Criminal Aliens refers to aliens who have been convicted of crime, whether in the United States or abroad, so long as the conviction is for conduct which is deemed criminal by the United States. Criminal aliens encountered at ports of entry are inadmissible, absent extenuating circumstances, and represent a subset of total OFO inadmissibles. U.S. Border Patrol arrests of criminal aliens are a subset of total apprehensions. **See U.S. Border Patrol Criminal Alien Statistics (/newsroom/stats/cbp-enforcement-statistics/criminal-alien-statistics) for a breakdown of criminal alien stats by type of conviction.**

<sup>4</sup> NCIC (National Crime Information Center) arrests refers to the number of CBP arrests of individuals, including U.S. citizens, who are wanted by other law enforcement agencies.

## ▼ Currency Seizures

### Office of Field Operations Nationwide Currency Seizures

Numbers below reflect FY 2015 - FY 2021 to date (TD).

*Fiscal Year 2021 runs October 01, 2020 - September 30, 2021.*

	<b>FY15</b>	<b>FY16</b>	<b>FY17</b>	<b>FY18</b>	<b>FY19</b>	<b>FY20</b>	<b>FY21 TI</b>
--	-------------	-------------	-------------	-------------	-------------	-------------	----------------

	<b>FY15</b>	<b>FY16</b>	<b>FY17</b>	<b>FY18</b>	<b>FY19</b>	<b>FY20</b>	<b>FY21 Tl</b>
<b>Amount (USD)</b>	\$75,964,824	\$62,101,328	\$65,002,856	\$63,691,464	\$68,879,080	\$93,302,645	\$28,98

### Nationwide Monthly Office of Field Operations Currency Seizures

Numbers below reflect FY 2018 - FY 2019 and FY 2021 to date (TD).

*Fiscal Year 2021 runs October 01, 2020 - September 30, 2021.*

	<b>FY18</b>	<b>FY19</b>	<b>FY20</b>	<b>FY21</b>
<b>October</b>	\$6,198,201	\$4,190,389	\$4,782,909	\$5,701,014
<b>November</b>	\$4,303,600	\$4,360,441	\$5,426,672	\$3,484,353
<b>December</b>	\$4,907,494	\$4,415,486	\$7,143,022	\$4,345,496
<b>January</b>	\$5,194,829	\$7,836,948	\$4,209,230	\$4,383,977
<b>February</b>	\$4,604,973	\$5,574,578	\$4,058,508	\$5,153,923
<b>March</b>	\$4,894,285	\$5,581,107	\$5,615,991	\$5,921,423
<b>April</b>	\$13,424,674	\$13,733,814	\$8,097,239	
<b>May</b>	\$4,024,325	\$4,739,178	\$3,920,587	
<b>June</b>	\$3,168,422	\$4,607,755	\$3,248,196	
<b>July</b>	\$4,503,412	\$4,439,385	\$6,195,526	
<b>August</b>	\$4,249,027	\$5,442,547	\$36,355,753	
<b>September</b>	\$4,218,223	\$3,957,451	\$7,372,288	
<b>Total</b>	<b>\$63,691,464</b>	<b>\$68,879,080</b>	<b>\$96,425,920</b>	<b>\$28,989,185</b>

### U.S. Border Patrol Nationwide Currency Seizures

Numbers below reflect FY 2015 - FY 2021 to date (TD).

*Fiscal Year 2021 runs October 01, 2020 - September 30, 2021.*

	<b>FY15</b>	<b>FY16</b>	<b>FY17</b>	<b>FY18</b>	<b>FY19</b>	<b>FY20</b>	<b>FY21 TD FEB</b>
<b>Amount (USD)</b>	\$4,741,288	\$7,924,537	\$5,869,004	\$7,176,142	\$6,805,695	\$8,933,512	\$2,211,907

### Monthly U.S. Border Patrol Nationwide Checkpoint Currency Seizures

Numbers below reflect FY 2018 - FY 2021 to date (TD).

Fiscal Year 2021 runs October 01, 2020 - September 30, 2021.

	FY18	FY19	FY20	FY21
October	\$35,829	\$49,247	\$33,558	\$196,378
November	\$26,285	\$51,269	\$114,297	\$17,528
December	\$2,822	\$63,697	\$156,961	\$66,907
January	\$203,213	\$59,857	\$52,649	\$192,116
February	\$117,933	\$103,982	\$84,475	\$263,892
March	\$157,669	\$110,924	\$36,301	\$135,123
April	\$17,913	\$15,016	\$49,559	
May	\$256,033	\$129,766	\$691,640	
June	\$31,494	\$119,732	\$511,781	
July	\$14,339	\$86,696	\$159,504	
August	\$169,592	\$141,475	\$275,751	
September	\$80,358	\$33,487	\$124,274	
<b>Total</b>	<b>\$1,113,480</b>	<b>\$965,148</b>	<b>\$2,290,750</b>	<b>\$871,945</b>

## ▼ Drug Seizures



(/newsroom/stats/drug-seizure-statistics)

## OFO and USBP Drug Seizures Dashboard (/newsroom/stats/drug-seizure-statistics)

Explore Office of Field Operations (OFO) and U.S. Border

Patrol (USBP) drug seizures by

weight and count of drug seizure events by Fiscal Year.

## Monthly U.S. Border Patrol Nationwide Checkpoint Drug Seizures

Numbers below reflect FY 2021.

*Fiscal Year 2021 runs October 01, 2020 - September 30, 2021.*

	Marijuana	Cocaine	Heroin	Methamphetamine	Fentanyl	Other
October	936	307	36	848	105	110
November	1,296	299	56	1,278	44	6
December	1,831	49	0	866	22	9
January	1,846	91	3	148	11	9
February	931	391	0	334	26	35
March	3,463	122	10	403	18	73

\*weights are in pounds (lb)

See **Air and Marine Operations Statistics** (</newsroom/stats/cbp-enforcement-statistics/air-and-marine-operations-statistics>) for a breakdown of **enforcement actions with non-CBP agencies**.

### ▼ Gang Affiliated Enforcement

## U.S. Border Patrol Nationwide Apprehensions by Gang Affiliation

Numbers below reflect FY2015 - FY2021.

*Fiscal Year 2021 runs October 01, 2020 - September 30, 2021.*

Gang Affiliation	FY15	FY16	FY17	FY18	FY19	FY20	FY21 TD MAR
107th St	0	0	0	1	0	0	0
18th Street	84	47	61	145	168	36	9
Angelino Heights Sureno 13	0	0	1	0	0	0	0

<b>Gang Affiliation</b>	<b>FY15</b>	<b>FY16</b>	<b>FY17</b>	<b>FY18</b>	<b>FY19</b>	<b>FY20</b>	<b>FY21 TD MAR</b>
<b>Bandidos</b>	0	4	0	0	0	0	0
<b>Barrio Azteca</b>	6	0	3	4	0	1	0
<b>Barrio Van Nuys</b>	0	0	0	0	1	0	0
<b>Border Brothers</b>	0	0	0	1	1	0	0
<b>Brown Pride</b>	0	0	0	0	0	0	0
<b>Chirizos</b>	0	0	0	1	0	0	0
<b>Folk Nation</b>	0	1	0	0	0	0	0
<b>Hard Times 13</b>	0	1	0	0	0	0	0
<b>Hells Angels</b>	0	0	0	0	1	0	0
<b>Hermanos Pistoleros Latinos (HPL)</b>	2	18	3	2	2	2	1
<b>Latin Kings</b>	16	0	6	7	24	4	1
<b>Locos Surenos Trece</b>	0	1	0	1	0	0	0
<b>Los Traviosos</b>	0	0	0	0	1	0	0
<b>Los Zetas</b>	0	1	0	0	0	0	0
<b>MS-13</b>	335	253	228	413	464	72	37
<b>Mara 18</b>	0	0	0	1	2	1	1
<b>Mara-R</b>	0	0	1	1	0	0	0
<b>Maravilla Salva Trucha</b>	0	1	0	2	0	1	0
<b>Market Street</b>	0	0	0	0	1	0	0
<b>Mexican Mafia</b>	4	6	4	3	7	2	1
<b>Mexicles</b>	0	0	0	0	0	0	0
<b>Mexikanemi</b>	2	0	3	0	0	0	0
<b>Nortenos</b>	14	5	6	5	6	1	2

<b>Gang Affiliation</b>	<b>FY15</b>	<b>FY16</b>	<b>FY17</b>	<b>FY18</b>	<b>FY19</b>	<b>FY20</b>	<b>FY21 TD MAR</b>
Other	154	136	90	82	110	75	24
Outlaws	0	0	0	0	0	0	0
Pacific Street Gang	0	0	0	0	0	0	1
Paisas	73	119	53	62	90	93	35
Partido Revolucionario Mexican (PRM)	0	0	0	0	1	0	1
Playboys	0	1	0	0	0	1	0
San Fernando Valley Gang	0	0	0	0	1	0	0
South Los Angeles	0	0	0	1	0	0	0
Southwest Cholos	0	0	0	0	1	0	0
Surenos (sur-13)	140	90	66	66	70	66	21
Tango Blast	14	16	8	8	20	7	1
Texas Syndicate	0	3	1	1	3	0	1
Tortilla Flats	0	0	0	0	0	1	0
Vallucos	0	0	0	0	1	0	0
Vilanos-13	0	0	0	1	0	0	0
West Park	0	0	1	0	0	0	0
Westside					1	0	0
Zetas	0	0	1	1	0	0	0
<b>Total</b>	<b>844</b>	<b>702</b>	<b>536</b>	<b>808</b>	<b>976</b>	<b>363</b>	<b>136</b>

▼ U.S. Border Patrol Recidivism Rates

Recidivism percentages are updated at the end of each fiscal year.

	FY 15	FY 16	FY 17	FY 18	FY 19
<b>Recidivism<sup>5</sup></b>	14%	12%	10%	11%	7%

<sup>5</sup>Recidivism refers to percentage of individuals apprehended more than one time by the Border Patrol within a fiscal year.

## ▼ Border Searches of Electronic Devices

In addition to longstanding federal court precedent recognizing the constitutional authority of the U.S. Government to conduct border searches, numerous federal statutes and regulations also authorize CBP to inspect and examine all individuals and merchandise entering or departing the United States, including all types of personal property, such as electronic devices. See, for example, 8 U.S.C. §§ 1225, 1357 and 19 U.S.C. §§ 482, 507, 1461, 1496, 1499, 1581, 1582. CBP established strict guidelines for conducting border searches of electronic devices in its January 2018 **Directive on Border Searches of Electronic Devices** (<https://www.cbp.gov/sites/default/files/assets/documents/2018-Jan/CBP-Directive-3340-049A-Border-Search-of-Electronic-Media-Compliant.pdf>).

Border searches of electronic devices have helped detect evidence relating to terrorist activity and other national security matters, child pornography, drug smuggling, human smuggling, bulk cash smuggling, human trafficking, export control violations, intellectual property rights violations and visa fraud. In Fiscal Year 2020, CBP processed more than 238 million travelers at U.S. ports of entry. During that same period of time, CBP conducted 32,038 border searches of electronic devices, representing less than .014 percent of arriving international travelers.

## International Travelers Processed with Electronic Device Search

Month	FY 2018	FY 2019	FY 2020	YTD2021
<b>October</b>	2,539	3,026	3,959	2,968
<b>November</b>	2,446	2,962	3,805	2,909
<b>December</b>	2,509	3,365	3,966	2,756
<b>January</b>	3,090	3,765	4,450	3,007
<b>February</b>	2,512	3,096	3,702	2,803
<b>March</b>	2,921	3,526	2,514	3,412



Month	FY 2018	FY 2019	FY 2020	YTD2021
April	2,701	3,218	451	
May	2,764	3,138	616	
June	2,606	3,480	1,149	
July	2,798	3,458	2,047	
August	3,320	4,085	2,614	
September	3,090	3,794	2,765	
Total	33,296	40,913	32,038	17,855

**Tags:** Statistics



Share This Page.